



**VOL-1**



SRI  
**RAJIV GANDHI**  
COLLEGE OF DENTAL SCIENCES & HOSPITAL



**CHOLANAGAR, R.T. NAGAR POST, BANGALORE - 560  
032, KARNATAKA**



SRI  
**RAJIV GANDHI**  
COLLEGE OF DENTAL SCIENCES & HOSPITAL

Self-Study Report of  
**SRI RAJIV GANDHI COLLEGE OF**  
Dental Sciences and Hospital

Submitted by

**Dr. Vaibhavi Joshipura**

Principal

**[www.srgcds.ac.in](http://www.srgcds.ac.in)**

CHOLANAGAR, R.T. NAGAR POST, BANGALORE - 560  
032, KARNATAKA



## **Preface**

Sri Rajiv Gandhi College of Dental sciences and Hospital is established in the year 1992. The college is recognized by Dental Council of India for its graduate and all post graduate programs

The college carries out community dental care awareness and treatment activities on regular basis. The college is unique in providing the stakeholders, need based courses, programs and services, complying with regulatory agencies. The college has inducted sustainable teacher quality maintenance activities distinct teaching learning practices. The learning experiences, provided at the college meet the knowledge and skills required for employability of outgoing graduates. The college publishes research journal, implemented excellent extension and ISR activities. The college. manages satellite centers for dental care in village. The college serves the affiliating university as theory examination center and digital valuation center by the Rajiv Gandhi University of Health Sciences for undergraduates. Student council and the IQAC maintain excellent student satisfaction. Governance is decentralized, stakeholders participate in governance. Environment and innovation activities are constantly focused.

A steering committee for quality issues is constituted, headed by the principal and other stakeholders. Extensive activities done by all the departments and the institution are collected by the team and are documented. The Self Study Report is generated by availing data from the heads of the departments, faculties, student council and non teaching staff.

The undersigned, while acknowledging the excellent team efforts of the human resource of the institution and strong support by the management for quality issues, submits the Self Study Report to the National Assessment and Accrediation Council, Bangalore for further needful.

**Principal**





SRI  
**RAJIV GANDHI**  
COLLEGE OF DENTAL SCIENCES & HOSPITAL

ಕರ್ನಾಟಕ ಸರ್ಕಾರ



GOVERNMENT OF KARNATAKA

ಸಂಘಗಳ ನೋಂದಣಾಧಿಕಾರಿಗಳ ಕಛೇರಿ  
ನಂ.17, "ಮಾರುತಿ ಪ್ಲಾಜಾ, 2ನೇ ಮುಖ್ಯರಸ್ತೆ,  
ವೈಯಾಲಿಕಾವಲ್ ಎಕ್ಸ್‌ಟೆನ್ಷನ್, ಬೆಂಗಳೂರು-560 003.

## ನೋಂದಣಿ ಪ್ರಮಾಣ ಪತ್ರ

ನೋಂದಣಿ ಸಂಖ್ಯೆ : SOR/GNR/...308/2015-16.....

ದಿನಾಂಕ : 10/02/2016.....

ಕರ್ನಾಟಕ ಸಂಘಗಳ ನೋಂದಣಿ ಅಧಿನಿಯಮ 1960 (1960 ನೆಯ ಇಸವಿ 17ನೇ ಕ್ರಮಾಂಕದ ಕರ್ನಾಟಕ ಅಧಿನಿಯಮದ) ಮೇರೆಗೆ **RAJIV GANDHI DENTAL COLLEGE ALUMNI ASSOCIATION**  
RGC Campus, Cholanagar.  
Hebbal, R.T. Nagar Post.  
Bangalore-560 032.

ಈ ಸಂಘವು ಇಂದು ನೋಂದಾಯಿಸಲಾಗಿದೆ ಎಂದು ಈ ಮೂಲಕ ಪ್ರಮಾಣೀಕರಿಸುತ್ತೇನೆ. ಪಾವತಿಸಲ್ಪಟ್ಟ ಶುಲ್ಕ ರೂಪಾಯಿಗಳು (ಅಂಕಿಗಳಲ್ಲಿ).....(ರೂ.1000./=.....ಒಂದು ಸಾವಿರ ರೂಪಾಯಿಗಳು ಮಾತ್ರ)..... ಎರಡು ಸಾವಿರದ.....2016ವೇ..... ಇಸವಿ.....ಫೆಬ್ರವರಿ.....ತಿಂಗಳು.....10ನೇ.....ದಿನಾಂಕದಂದು ನನ್ನ ಸಹಿ ಮತ್ತು ಮುದ್ರೆಯೊಂದಿಗೆ ನೀಡಲ್ಪಟ್ಟಿದೆ.



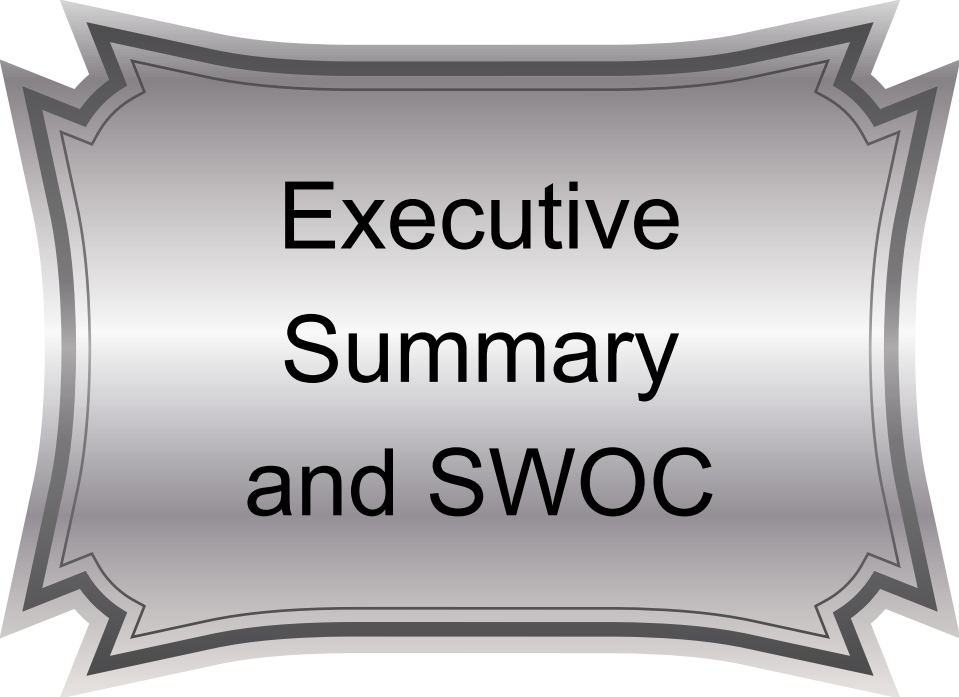
ಸಂಘಗಳ ನೋಂದಣಾಧಿಕಾರಿಗಳು  
ಸಂಘಗಳ ನೋಂದಣಾಧಿಕಾರಿಗಳು  
ಗಾಂಧಿನಗರ ಬೆಂಗಳೂರು ಜಿಲ್ಲೆ  
ಬೆಂಗಳೂರು ನಗರ ಜಿಲ್ಲೆ

## VOLUME - 1

SL.NO	CONTENT	PAGE.NO
1.	Executive Summary and SWOC	01
2.	Profile of the Institute	11
3.	Criteria-wise Inputs	25
4.	Criteria I: Curricular Aspects	25
5.	Criteria II: Teaching Learning and Evaluation	44
6.	Criteria III: Research, Consultancy and Extension	91
7.	Criteria IV: Infrastructure and Learning Resources	123
8.	Criteria V: Student Support and Progression	150
9.	Criteria VI: Governance, Leadership and Management	167
10.	Criteria VII: Innovations Best Practices	189
11.	Declaration	195

## VOLUME - 2

SL.NO	EVALUATIVE REPORT OF THE DEPARTMENTS	PG.NO
1.	Department of Oral Pathology & Microbiology	01
2.	Department of Orthodontics & Dent facial Orthopedics	13
3.	Department of Oral Medicine & Radiology	32
4.	Department of Oral & Maxillofacial Surgery	63
5.	Department of Periodontics	78
6.	Department of Conservative Dentistry & Endodontics	110
7.	Department of Public Health Dentistry	131
8.	Department of Pedodontics & Preventive Dentistry	144
9.	Department of Prosthodontics, Crown & Bridge & Implantology	167
10.	Evaluative Report of Medical & Basic Science Departments	194



**Executive  
Summary  
and SWOC**



**SRI  
RAJIV GANDHI  
COLLEGE OF DENTAL SCIENCES & HOSPITAL**

**Brief Executive Summary  
and SWOC Analysis**

**Introduction**

Sri Rajiv Gandhi College of Dental Sciences and Hospital Cholanagar, R. T. Nagar Post, Bangalore- Pin - 560 032 is located in Karnataka State Website : [www.srgcds.ac.in](http://www.srgcds.ac.in) The college is affiliated to Rajiv Gandhi University of Health Sciences, Type of the College is Dentistry and is self financing, established on 1st July 1992, The main vision and mission of the institution is to contribute general and advanced oral health care professionals to community. The program BDS is recognized by DCI on 17-1-2002 validity w.e.f. 12-6-2001 under section ID : GoI L/No V-12018/32/2001-PMS. The program 7 MDS Departments is recognized by DCI on 23-11-2015 validity w.e.f. 15-5-2015 under section ID : GoI L/NoV-12017/43/2011-DE. The program MDS (Ortho) Departments is recognized by DCI on 26-09-2014 validity w.e.f. 20-05-2014 under section ID : GoI L/NoV-12017/07/2011-DE. The institution does not have any off campus center and the campus is located in central part of the urban area spread over 9.1 acres of campus area. The built up area is 36826.39 Sq.mts. The college is permanently affiliated to Rajiv Gandhi University of Health Sciences, Bangalore. The college offers 1 UG programme - BDS of 100 seats of annual intake and post graduate programmes in 8 specialties with total 24 intake annually. The college has auditorium, seminar complex, infrastructural facilities including sports and first aid facility. The hospital provides out patients, inpatient, ambulance, emergency care facility, health centre staff including health center. The college is also provides transport facility for the staff and facilities for specially abled. The hospital provides power house backup, fire safety measures and has appropriate sanctions for waste water management and bio hazard space. The average working days for 4 years is 290 and teaching days 240. The college is regularly reviewed by regulatory authorities including the dental council of India and University. The faculty positions are Professor 23, Assoc. Readers 16 Asst. Professor 67 and Total faculty 107. total non teaching staff 109. Of the 23 professors 13 are male, 10 are female of the 16 assoc. professor 9 are male, 7 are female and 30 male asst. professor and 37 female. The college has 2 boys hostels with 83 inmates and also has overseas students hostel with 195 inmates. The current academic year the category students admission is 29 male and 67 female total 98 UG student admission, of which 32 are from the same state and 48 from other state 02 NRI students, 15 foreign students. of the total 24 post graduate admissions 3 are male and

**CHOLANAGAR, R.T. NAGAR POST, BANGALORE - 560  
032, KARNATAKA**



21 are female. 8 students are from the same state, 14 from the other state and 2 foreign students total 24 under no NRI. Continuing dental education established in 1994. The college does not offer any distant education programme and is undergoing cycle 1 accreditation and has established IQAC on 13th May 2015.

### **Criterion I: Curriculum Aspects:**

The college has clearly stated vision and mission statements. The programmes offered are affiliated to health sciences university and implement the curriculum offered by the university. Departments have curriculum committee which review the recent advances, competences, employability skills, feedback from different stakeholders and consultation with academic experts are practiced. The time table committee has prepared annual calendar of events complying to the academic calendar of the events. The college offers one degree programme bachelors of dental surgery and -- number of post graduate programmes. The total annual intake for UG is 100 and the total number of annual post graduate intake 24 All the programmes offered comply to the existing guideline. The college follows annual system. The curriculum committees have identified an implemented to which problem based learning and one enrichment course in all subjects. The national apex body has designed programmes in emerging areas and are implemented by the affiliating university. Value added programmes are provided. The curriculum design process incorporates a systematic feedback mechanism an curriculum and as well as other system components.

### **Criterion II: Teaching learning and evaluation:**

The college has well established admission process complying to all regulatory requirements including the reservation policies. The process is transparent. The college has maintained the breakup of the enrolment profile for the last 5 years and is reviewed regularly. After admission an one day orientation programme is conducted for the freshers. Mechanism to identify slow and advance learners is present. The academic growth of different categories of students reviewed. The college makes efforts to cater to the different needs of the students. The teaching, learning process is well guided by the affiliating university and national apex body. Experimental learning methods including self learning mode through advanced WIFI facilities, practical's, clinicals and simulations are practiced. The process has clearly identified the learning outcomes for each course and has defined graduate attributes. The student centric methods, problem based learning's and latest technologies are used for





teaching. The college has established a strong mentorship system. A focus on teacher quality is visible through faculty development activities. Students and faculties are recognized for their distinguish achievements. Community activities are integrated with the curriculum and provide amply field exposure through dental camps and extension activities. The faculty requirements comply to regulatory guidelines and has appropriate diversity in equipment. the College and conducted 24 number of CDE programmes and deutes faculty to attend conferences as part of the faculty development activities. The college has recruitment committee and follows regulatory guidelines for promotions. During the induction programme the process of evaluation throughout the programme is communicated. The evaluation process is incorporates both formative and summative methods and assistance the accomplishment of pre determined learning outcomes. The reforms of the affiliating university in conduct, declaration of results and transparency is followed. All the courses the recent and applicable new technology are initiated for student learning.

### **Criteria III: Research Consultancy and Extension**

The institution promote research through providing seed money sabbaticals leave provision and work load remission. All faculties have identified research topics and rigorous research is initiated. Student undergo mandatory dissertation and workshop on research methodology. Departments are provided with advanced equipments and specialty journals to promote research. Faculties are provided with incentives for guiding research. The college practices community oriented research through research committee and ethical committee constituted in the college in the different stakeholders. The college collaborate with different institutions for research. Separate budget for students and faculty research is provided. Orientation lecture to file patent are initiated. All the departments comply to regulatory departments for dental chairs and other equipments. Departments maintain need based linkages with other institution for research. The campus has advanced computing facilities including work stations, WiFi facilities and internet for staff and visiting professionals. The faculties are actively involved in this research and have availed research awards from professional bodies. Teachers are recognized for their contribution to research **330** International and National papers are published in last 5 years. The research committee maintain the records of varied indices. The departments have identified the services offered as consultancy. The college provides consultancy to government and non government organization. Faculty and student research are financially supported by the management. The committee for extension activities



initiate well planned extension activities all through the year. Different stakeholders participate in extension activities. The college has MoU with different institutions for extension activities. Institutional social responsibilities is evident in school health care services, dental camps, awareness lectures and activities on citizenship role. Different stakeholders are made aware of these activities through varied committees. The college has established linkages for curriculum, research and service with different institute of similar institutions. The departments participate in their respective professional society activities.

#### **Criteria – IV Infrastructure and Learning Resources**

The college complies to physical facilities requirements of regulatory authorities. The college provides excellent computer internet facilities for education of students. Committee for infrastructure reviews, plans an initiate up gradation of infrastructure facilities from time to time. The existing facilities are utilized optimally. The campus caters to the needs of the different category of the students. The college has agreement with local hospital for medical subject teaching. Feedback from the patient as a concerned is used for continues improvement. The library provides separate section for faculty and students reading room and internet. (Write the summary of 4.3 data) The college provides latest computer working stations both in library, all departments and hostels. Faculty used computers for preparing computer aided teaching learning material. Separate budget is provided for maintains and upgrading the existing ICT facilities. The office, the examination cell, library, sports and cultural activities, finance departments are computerized.

#### **Criteria V: Student Support and Progression**

The college has initiated good student welfare measures. Made efforts to provide government scholarship and free ships to students. Students are covered under insurance. Coaching classes PG entrance examination conducted. Mentorship, counseling, behavior science and parent teacher meet are provided. The college has registered alumni association and conducts annual meet regularly. The placement cell provides necessary orientation during internship. The grievances redressal cell present. The students of Economically weaker section are provide with financial support by the management. The college has active student council which manages the students participation in cultural, sports and extracurricular activities. Measures to protect the female rights are present. The college strongly encourages sports and cultural activities, academic activities and publish student magazine. Student participate in





committees and quality issues and contribute for improvement of the system. Students provide different feedback.

#### **Criteria VI: Governance, Leadership and Management**

The college has developed clear vision and mission statement involving different stakeholders. Decentralized and participative governance involving the stakeholders at different levels is practiced. The departments are provided with excellent autonomy and empowerment to achieve their task. To groom the leadership varied committees. Students, faculties, parents and alumni participate in administration through varied committees. The college has developed perspective plan document from inside out approach. The principal is head of the institution and also chair person for internal quality assurance cell is assisted by associate deans for academic, administration, human resource and examination. The college has well knit mechanism to monitor varied institutional activities. Feedback system is well practiced. The institution wise, department wise schedules are well prepared. The grievance redressal cell effectively resolves day to day issues of stakeholders. Stakeholders satisfaction survey is conducted regularly. The college has recruitment committee and follows all regulatory guidelines for recruitment and promotions. The staff and student welfare committee monitor such activities. Self Performance appraisal by the faculty, general auditing, professional development process are practiced. The college has finance committee and prepares annual budget for academic and administrative activities and is strictly adhered to. The college has made provision both internal and external audit and has maintained last 5 years income and expenditure and audited statement. For effective management of the system the college has established internal quality assurance system involving stakeholders. The institution has also developed mechanism to monitor the key areas of the system which impact quality and customer satisfaction. External members are represented on internal quality assurance system.

#### **Criteria VII: Innovations and Best practices**

The college has constituted committee for environment consciousness under IQAC. This committee plans and implements the activities of green audit, creation of awareness regarding promotion of eco friendly campus and other waste management's. Both students and faculty participated in environment concerned activities. Good number of innovations are practiced under curriculum, teaching learning process, governance and research. The college practices



good number of best practices and has claimed the internal quality assurance cell and The extension activities and Institutional social responsibilities as the best practice.

#### **Institution Assessment:**

Awards 38 , Faculty Research 137 , International Publication 137 ,National Publication 163 ,International Presented 4, National Presented 68, Scientific Sessions Chaired International 3, Scientific Sessions Chaired National 22 , Books and Chapters Authored 3 , Conferences Attended 298 , Conferences / Workshops Conducted 17, Services 61, Extension Activities 47, Enrichment Courses 124, List of Approved Guides 48, List of On-going Projects 46, List of Projects Completed 40, List of Problem Based Learning 29 , List of Journals Subscribed 173, Dissertation Topic 75, Tutorials 118 , Student Projects 197, List of Specialty Clinics 15, List of PowerPoint's In the Dept 762, List of Journal Clubs Conducted 653, List of Seminars Conducted 691, List of Major Tool Kits/Equipment 675, Clinical Conducted, List of Guest /Invited Lectures/Resource Persons/Key Note Address 22, Membership of Committees of University 13 , No. Of PG Guided 61 .

#### **Departments Assessment:**

##### **Oral & Maxillofacial Surgery**

Faculty Research 9, International Publication 14, National Publication 10, National Presented 8, Scientific Sessions Chaired, International 3, Conferences Attended 9, Conferences / Workshops Conducted 2, Enrichment Courses 4, List of Approved Guides 2, List of Problem Based Learning 3, Dissertation Topic 9, List of PowerPoint's In the Dept 80, List of Seminars Conducted 64, List of Major Tool Kits/Equipment 64, Clinical Conducted 1, No. Of PG Guided 4.

##### **Oral Medicine and Radiology**

Awards 9, Faculty Research 45, International Publication 44, National Publication 23, International Presented 2, National Presented 9, Scientific Sessions Chaired National 4, Books and Chapters Authored 1, Conferences Attended 150, Conferences / Workshops Conducted 1, Services 17, Extension Activities 3, Enrichment Courses 3, List of Approved Guides 7, List of On-going Projects 3, List of Projects Completed 7, List of Journals Subscribed 18, Dissertation Topic 18, Tutorials 36, Student Projects 105, List of Specialty Clinics 3, List of PowerPoint's In the Dept. 279, List of Journal Clubs Conducted 155, List of



Seminars Conducted 75, List of Major Tool Kits/Equipment 147, Clinical Conducted 18, List of Guest /Invited Lectures/Resource Persons/Key Note Address 3, Membership of Committees of University 4, No. Of PG Guided 3.

### **Orthodontics & Dent facial Orthopedics**

Awards 5, Faculty Research 9, International Publication 5, National Publication 12, Scientific Sessions Chaired National 2, Conferences Attended 3, Conferences / Workshops Conducted 2, Services 4, Extension Activities 3, Enrichment Courses 3, List of Approved Guides 10, List of On-going Projects 2, List of Projects Completed 2, List of Problem Based Learning 10, List of Journals Subscribed 49, Dissertation Topic 6, Tutorials 50, Student Projects 1, List of Specialty Clinics 7, List of PowerPoint's In the Dept. 120, List of Journal Clubs Conducted 135, List of Seminars Conducted 135, List of Major Tool Kits/Equipment 322, Clinical Conducted 342, No. Of PG Guided 6

### **Oral Pathology and Microbiology**

Awards 2, Faculty Research 25, International Publication 7, National Publication 45, National Presented 27, Scientific Sessions, Scientific Sessions Chaired National 2, Conferences Attended 7, Conferences / Workshops Conducted 2, Services 6, Extension Activities 7, Enrichment Courses 21, List of Approved Guides 3, List of On-going Projects 6, List of Projects Completed 13, List of Journals Subscribed 10, Dissertation Topic 9, Tutorials 4, Student Projects 1, List of Specialty Clinics 1, List of PowerPoint's In the Dept. 76, List of Journal Clubs Conducted 99, List of Seminars Conducted 123, List of Major Tool Kits/Equipment 19, Clinical Conducted 5, List of Guest /Invited Lectures/Resource Persons/Key Note Address 1, Membership of Committees of University 5, No. Of PG Guided 12.

### **Pedodontics and Preventive Dentistry**

Awards 3, Faculty Research 7, International Publication 1, National Publication 1, International Presented 1, National Presented 1, Scientific Sessions Chaired National 2, Conferences Attended 20 Enrichment Courses 77, List of



### **Periodontics**

Awards 8, Faculty Research 23, International Publication 9, National Publication 41, International Presented 1, National Presented 8, Scientific Sessions Chaired National 10, Books and Chapters Authored 2, Conferences Attended 70, Conferences / Workshops Conducted 5, Services 19, Extension Activities 5, Enrichment Courses 2, List of Approved Guides 4, List of On-going Projects 10, List of Projects Completed 12, List of Journals Subscribed 11, Dissertation Topic 9, Tutorials 28, Student Projects 28, List of Specialty Clinics 3, List of PowerPoint's In the Dept. 47, List of Journal Clubs Conducted 25, List of Seminars Conducted 98, List of Major Tool Kits/Equipment 24, Clinical Conducted 32 No. Of PG Guided 12.

### **Prosthodontics**

Awards 6, Faculty Research 5, International Publication 11, National Publication 2, National Presented 10, Conferences Attended 18, Conferences / Workshops Conducted 1, Services 9, Extension Activities 5, Enrichment Courses 5, List of Approved Guides 14, List of On-going Projects 13, List of Projects Completed 6, List of Problem Based Learning 16, List of Journals Subscribed 46, Dissertation Topic 14, Student Projects 34, List of Specialty Clinics 1, List of PowerPoint's In the Dept 66, List of Journal Clubs Conducted 157, List of Seminars Conducted 112, List of Major Tool Kits/Equipment 77, Clinical Conducted 77, List of Guest /Invited Lectures/Resource Persons/Key Note Address 1, Membership of Committees of University 4, No. Of PG Guided 12.

### **Public health dentistry**

Faculty Research 1, International Publication 1, National Publication 5, Scientific Sessions Chaired National 1, Conferences Attended 1, Conferences / Services 3, Extension Activities 1, Enrichment Courses 7, List of , Student Projects 28, List of PowerPoint's In the Dept. 20, List of Major Tool Kits/Equipment 22, Clinical Conducted 2, List of Guest /Invited Lectures/Resource Persons/Key Note Address 1,

### **Conservative Dentistry and Endodontic**

Awards 5, Faculty Research 13, International Publication 2, National Publication 24, National Presented 5, Scientific Sessions Chaired National 1, Conferences Attended 11, Conferences / Workshops Conducted 4, Services 2, Extension Activities 23, Enrichment



**SRI**  
**RAJIV GANDHI**  
**COLLEGE OF DENTAL SCIENCES & HOSPITAL**

Courses 2, List of Approved Guides 8, List of On-going Projects 12, List of Journals Subscribed 39, Dissertation Topic 10, List of PowerPoint's In the Dept. 74, List of Journal Clubs Conducted 82, List of Seminars Conducted 84, No. Of PG Guided 12.

### **SWOC analysis**

#### **Strengths:**

The college is centrally located in urban area. The college and programmes are affiliated to health sciences university and recognized by dental council of India.

The college provides most of the programmes developed by national apex body. The college follows the curriculum advised by the affiliating university. The college has curriculum committee and enriches the curriculum by implementing problem based learning and value added courses. Feedback system is implemented effectively.

The student endearment is excellent and different categories of students are admitted. The admission process is transparent and complies to regulatory guidelines. The college caters to different needs of category of students

#### **Weakness :**

The college has established a comprehensive mechanism for internal quality assurance through IQAC. This mechanism monitors the varied constituent of the system. The IQAC identifies the areas for improvement on continuous basis and actions are initiated. The system is yet to recognise weakness that affects the quality of performance of the system and products.

#### **Opportunity:**

Get accredited by National agencies that monitor the quality and jointly with other educational system of the management get the status of the deemed university.

#### **Challenges:**

Being urban in location, needs to meet the stakeholders needs at competitive level, and sustain the quality of global standards.



**Profile of the  
Institution**



### 1. Profile of the Institution

(To provide information whichever is relevant to the HSI)

<b>1.Name and Address of the Institution:</b>		
<b>Name:</b>	Sri Rajiv Gandhi College of Dental Sciences and Hospital	
<b>Address:</b>	Cholanagar , R T Nagar Post,Bangalore	
<b>City:</b>	Pin: 560032	State: Karnataka
<b>Website: www.srgcds.ac.in</b>		

<b>2.For communication:</b>				
<b>Designation</b>	<b>Name</b>	<b>Tele phone with STD code</b>	<b>Mobile</b>	<b>Email</b>
<b>Vice Chancellor</b>	Dr.K.S. Ravindranath			
<b>Pro Vice Chancellor (s)</b>	Dr. Sharanprakash Rudrappa Patil			
<b>Registrar</b>	Dr.S.Sacchidanand			
<b>Principal / Dean / Director</b>	Dr.Vaibhavi Joshipura		9880105198	principal@srgcds.ac.in
<b>Vice Principal</b>	Dr. TejavatiNagaraj		9845203294	tejavathi.6@gmail.com
<b>Steering Committee / IQAC Co-ordinator</b>	Dr. AkshayShetty		9845477547	akshay7978@rediffmail.com

<b>3 Status of the Institution</b>	
<b>Autonomous College</b>	
<b>Constituent College</b>	
<b>Affiliated College</b>	✓
<b>State University</b>	
<b>State Private University</b>	
<b>Central University</b>	



Any other (specify)

<b>4.</b>	<b>Type of University:</b>		
	Unitary		
	Affiliating		✓

<b>5</b>	<b>Type of College:</b>		
	Ayurveda		
	Dentistry		✓
	Homoeopathy		
	Medicine		
	Nursing		
	Pharmacy		
	Physiotherapy		
	Siddha		
	Unani		
	Yoga and Naturopathy		
	Others (specify and provide details)		

<b>6</b>	<b>Source of funding</b>		
	Central Government		
	State Government		
	Grant-in-aid		
	Self-financing		✓
	Trust		
	Corporate		
	Any other (specify)		

<b>7.</b>	<b>a. Date of establishment of the institution: 01-07-1992 (dd/mm/yyyy)</b>				
	<b>b. In the case of university, prior to the establishment of the university, was it a/an</b>				
		YES		NO	
	Autonomous College				
	Constituent College				





	Affiliated College				
	PG Centre				
	De novo institution				
	Any other (specify) .....				
c. In the case of college, university to which it is affiliated					
Rajiv Gandhi University of Health Sciences Bangalore 01-07-1992					

<b>8</b>	<b>State the vision and the mission of the institution.</b>
<p><b>Vision</b></p> <p>To provide globally competent resources in terms of infrastructure, learned man power and facilities to fight against oral diseases and make a community free of such diseases .</p> <p><b>Mission</b></p> <p>To establish competent system to provide education in oral health care, both in general and specialised branches of dentistry.</p> <ul style="list-style-type: none"> <li>• To contribute globally competent and acceptable- under graduate and post graduates in dentistry through student centred education.</li> <li>• To provide general and advanced oral health care services through patients centered services.</li> <li>• To be a global leader in community oriented advanced oral health care research.</li> <li>• To reach the unreachable and to serve under served with education, service and research of relevance in dentistry.</li> <li>• To maintain linkages with organization of similar interest.</li> <li>• To be an institute of excellence in exceeding the institutional social responsibilities of serving the community with single window services of dentistry.</li> </ul>	

<b>9</b>	<b>a. Details of UGC recognition / subsequent recognition (if applicable):</b>		
	Under Section	Date, Month and Year (dd/mm/yyyy)	Remarks (If any)
	i. 2(f)*	N/A	
	ii. 12B*	N/A	N/A
	iii. 3*	N/A	N/A
<b>Enclose the certificate of recognition, if applicable</b>			



**10.b. Details of recognition/approval by statutory/regulatory bodies other than UGC (DCI)**

Under Section/clause	Day, Month and Year (dd/mm/yyyy)	Validity	Program/ institution	Remarks
Section ID : GoI L/No V-12018/32/2001-PMS	17-01-2002	Wef 12-6-2001	UG (BDS)	Recognition
Section ID: GoI L/NoV-12017/07/2014-DE	26-09-2014	Wef 20-05-2014	MDS(Ortho)	Recognition
GoI L/NoV-12017/43/2011-DE	23-11-2015	Wef 15-5-2015	MDS ( 7 Depts)	Recognition
(Enclose the Certificate of recognition/approval)				

<b>11</b>	<b>Has the institution been recognized for its outstanding performance by any national / international agency such as DSIR, DBT, ICMR, UGC-SAP, AYUSH, WHO, UNESCO, etc.?</b>		
	Yes	No	✓
	If yes, name of the agency .....		
	date of recognition: ..... (dd/mm/yyyy)		
	nature of recognition .....		

<b>12.</b>	<b>Does the institution have off-campus centres?</b>		
	Yes	No	✓
	If yes, date of establishment : ..... (dd/mm/yyyy)		
	date of recognition by relevant statutory body/ies: ..... (dd/mm/yyyy)		

<b>13</b>	<b>Does the institution have off-shore campuses?</b>		
	Yes	No	✓



**SRI  
RAJIV GANDHI  
COLLEGE OF DENTAL SCIENCES & HOSPITAL**

	If yes, date of establishment : ..... (dd/mm/yyyy)
	date of recognition by relevant statutory body/ies: ..... (dd/mm/yyyy)

<b>14. Location of the campus and area:</b>				
		Location *	Campus area in acres	Built up area in sq. mts.
	Main campus area	urban	9.1 acres	36826.39 Sq.mts
	Other campuses in the country	-	-	-
	Campuses abroad	-	-	-
(* Urban, Semi-Urban, Rural, Tribal, Hilly Area, any other (specify)				
If the institution has more than one campus, it may submit a consolidated self-study report reflecting the activities of all the campuses.				

<b>15</b>	<b>Number of affiliated / constituent institutions in the university - N/A</b>			
	<b>Types of institutions</b>	<b>Total</b>	<b>Permanent</b>	<b>Temporary</b>
	Ayurveda			
	Dentistry			
	Homoeopathy			
	Medicine			
	Nursing			
	Pharmacy			
	Physiotherapy			
	Siddha			
	Unani			
	Yoga and Naturopathy			
	Others (specify and provide details)			

<b>16</b>	<b>Does the University Act provide for conferment of autonomy to its affiliated institutions? If yes, give the number of autonomous colleges under the jurisdiction of the University.</b>					
	Yes		No	✓	Number	

<b>17.</b>	<b>Furnish the following information: NA</b>	
	<b>Particulars</b>	<b>Number</b>

**CHOLANAGAR, R.T. NAGAR POST, BANGALORE - 560  
032, KARNATAKA**



<b>17.</b>	<b>Furnish the following information: NA</b>	
	<b>Particulars</b>	<b>Number</b>
	Accredited colleges by any professional body/ies	
	Accredited course / department by any professional body/ies	
	Affiliated colleges	
	Autonomous colleges	
	Colleges with Postgraduate Departments	
	Colleges with Research Departments	
	Constituent colleges	
	University Departments Undergraduate Post graduate Research centers on the campus and on other campuses	
	University recognized Research Institutes/Centres	

<b>18.</b>	<b>Does the institution conform to the specification of Degrees as enlisted by the UGC?</b>		
	<b>Yes</b>		<b>No</b>
<b>If the institution uses any other nomenclatures, specify.</b>			

<b>19. Academic programs offered and student enrolment: (Enclose the list of academic programs offered and approval / recognition details issued by the statutory body governing the program)</b>		
<b>Programs</b>	<b>Number of Programs</b>	<b>Number of students enrolled</b>
UG	BDS-1	100
PG	MDS -7+1 = 8 Oral Pathology & Microbiology , Orthodontics & Dent facial Orthopedics Oral & Maxillofacial Surgery , Oral Medicine and radiology Pedodontics & Preventive Dentistry Periodontics Conservative Dentistry and Endodontics Prosthodontics, Crown & Bridge and Implantology	24
DNB	-	-
Integrated Masters	-	-
Integrated Ph.D	-	-
PharmD	-	-



M.Phil.	-	-
Ph.D	-	-
Certificate	-	-
Diploma	-	-
PG Diploma	-	-
D.M./M.Ch.	-	-
Sub/Super Specialty Fellowship	-	-
Any Other (Specify)	-	-
<b>Total</b>		<b>124</b>

<b>20</b>	<b>Provide information on the following general facilities (campus-wise):</b>		
	Auditorium/seminar complex with infrastructural facilities	<b>YES</b>	
	<b>Sports facilities</b>		
	Outdoor	<b>YES</b>	
	Indoor	<b>YES</b>	
	Residential facilities for faculty and non-teaching staff	<b>YES</b>	
	Cafeteria	<b>YES</b>	
	<b>Health centre</b>		
	First aid facility	<b>YES</b>	
	Outpatient facility	<b>YES</b>	
	Inpatient facility	<b>YES</b>	
	Ambulance facility	<b>YES</b>	
	Emergency care facility	<b>YES</b>	
	Health centre staff	<b>YES</b>	
	Qualified Doctor	<b>YES</b>	
	Qualified Nurse	<b>YES</b>	
	Facilities like banking, post office, book shops, etc.	<b>YES</b>	<b>NO</b>
	Transport facilities to cater to the needs of the students and staff	<b>YES (PNB ATM)</b>	
	Facilities for persons with	<b>YES</b>	



disabilities		
Animal house	N/A	
Incinerator for laboratories	N/A	
Power house	YES	
Fire safety measures	YES	
Waste management facility, particularly bio-hazardous waste	YES	
Potable water and water treatment	YES	
Any other facility (specify).	---	

**21 .Working days / teaching days during the past four academic years**

	Working days			Teaching days		
<b>Number stipulated by the Regulatory Authority</b>		<b>290</b>			<b>240</b>	
<b>Number by the Institution</b>		<b>290</b>			<b>240</b>	

(‘Teaching days’ means days on which classes/clinics were held. Examination days are not to be included.)

**22. Has the institution been reviewed or audited by any regulatory authority? If so, furnish copy of the report and action taken there upon (last four years).**

Yes.
------



**23. Number of positions in the institution**

Positions	Teaching faculty						Non-teaching staff	Technical staff
	Professor	Associate Professor/Reader	Assistant Professor Sr Lect /Lect	Lecturer	Tutor /Clinical Instructor	Senior Resident		
Sanctioned by the Government	8	22	62				92	
Recruited Yet to recruit	23	16	66				105	
Sanctioned by the Management/ Society or other authorized bodies Recruited Yet to recruit	-	-	-	-	-	-	-	-
Stipulated by the regulatory authority Cadre ratio Recruited Yet to recruit	-	-	-	-	-	-	-	-
Number of persons working on contract basis	-	-	-	-	-	-	-	-

**24. Qualifications of the teaching staff**

Highest Qualification	Professor		Associate Professor/Reader		Assistant Professor Sr. Lect/ Lecturer		Lecturer		Tutor /Clinical Instructor		Senior Resident	
	M	F	M	F	M	F	M	F	M	F	M	F
<b>Permanent teachers</b>												



<b>24. Qualifications of the teaching staff</b>													
<b>Highest Qualification</b>	<b>Professor</b>		<b>Associate Professor/ Reader</b>		<b>Assistant Professor Sr. Lect/ Lecturer</b>		<b>Lecturer</b>		<b>Tutor /Clinical Instructor</b>		<b>Senior Resident</b>		
	<b>M</b>	<b>F</b>	<b>M</b>	<b>F</b>	<b>M</b>	<b>F</b>	<b>M</b>	<b>F</b>	<b>M</b>	<b>F</b>	<b>M</b>	<b>F</b>	
D.M./ M.Ch.													
Ph.D./D.Sc./D.Litt/M.D./ M.S.													
BDS	19												
PG (M.Pharm./ PharmD, DNB, M.Sc., MDS/MD., MPT, MPH, MHA)	13	10	9	7	30	38							
AB/FRCS/FRCP/ MRCP/MRCS/FDSRCS													
M.Phil.													
UG													
<b>Temporary teachers</b>													
D.M./ M.Ch.													
Ph.D./D.Sc./D.Litt/M.D./ M.S.													
PG (M.Pharm./ PharmD, DNB, M.Sc., MDS., MPT, MPH, MHA)													
AB/FRCS/FRCP/ MRCP/MRCS/FDSRCS													
M.Phil.													
UG													
<b>Contractual teachers</b>													
D.M./ M.Ch.													
Ph.D./D.Sc./D.Litt/M.D./ M.S.													
PG (M.Pharm./ PharmD, DNB, M.Sc., MDS., MPT, MPH, MHA)													
AB/FRCS/FRCP/ MRCP/MRCS/FDSRCS													
M.Phil.													
UG													
<b>Part-time teachers</b>													
D.M./ M.Ch.													
Ph.D./D.Sc./D.Litt/M.D./ M.S.													
PG (M.Pharm./ PharmD, DNB, M.Sc., MDS., MPT, MPH, MHA)													





<b>24. Qualifications of the teaching staff</b>													
Highest Qualification	Professor		Associate Professor/Reader		Assistant Professor/Sr. Lect/Lecturer		Lecturer		Tutor/Clinical Instructor		Senior Resident		
	M	F	M	F	M	F	M	F	M	F	M	F	
AB/FRCS/FRCP/MRCP/MRCS/FDSRCS													
M.Phil.													
UG													

<b>25</b>	<b>Emeritus, Adjunct and Visiting Professors. DCI rules do not permit</b>						
	Emeritus			Adjunct		Visiting	
	M	F		M	F	M	F
Number							

<b>26</b>	<b>Distinguished Chairs instituted: NIL</b>	
	Department	Chairs

<b>27. Hostel</b>	
	<b>Boys' hostel</b>
1.	Number of hostels 2
2.	Number of inmates 84
3.	Facilities -
	<b>Girls' hostel</b>
i	Number of hostels
ii.	Number of inmates 101
iii.	Facilities

	<b>Overseas students hostel - Not available</b>
i.	Number of hostels
ii.	Number of inmates



iii.	Facilities
	<b>Hostel for interns</b>
i.	Number of hostels
ii.	Number of inmates
iii.	Facilities
	<b>PG Hostel</b>
i.	Number of hostels
ii.	Number of inmates
iii.	Facilities

**28. Facilities Students enrolled in the institution during the current academic year, with the following details:**

Students	UG	PG			Integrated Masters	M.Phil	Ph.D.	Integrated Ph.D.
		PG	DM	MCH				
	*M :29 *F :68	*M:3 *F:21	*M *F	*M *F	*M *F	*M *F	*M *F	
From the state where the institution is located	32	8						
From other states	48	14						
NRI students	02	-						
Foreign students	15	2						
Total	97	24						

\*M-Male \*F-Female

<b>29</b>	<b>Health Professional Education Unit / Cell / Department</b>
	Year of establishment 1992
	Number of continuing education programs conducted (with duration) 24
	Induction 07
	Orientation 07
	Refresher 01
	Post Graduate 06



<b>30</b>	<b>Does the university offer Distance Education Programs (DEP)?</b>		
	Yes		No ✓
	<b>If yes, indicate the number of programs offered.</b>		
	<b>Are they recognized by the Distance Education Council?</b>		

<b>31</b>	<b>Is the institution applying for Accreditation or Re-Assessment</b>					
Accreditation			Re-Assessment			
Cycle 1	✓	Cycle 2	Cycle 3	-	Cycle 4	-

<b>32</b>	<b>Date of accreditation* (applicable for Cycle 2, Cycle 3, Cycle 4) - nil</b>
	Cycle 1: ..... (dd/mm/yyyy), Accreditation outcome/Result .....
	Cycle 2: ..... (dd/mm/yyyy), Accreditation outcome/Result .....
	Cycle 3: ..... (dd/mm/yyyy), Accreditation outcome/Result .....
	Cycle 4: ..... (dd/mm/yyyy), Accreditation outcome/Result .....
	* Enclose copy of accreditation certificate(s) and peer team report(s)

<b>33</b>	<b>Does the university provide the list of accredited institutions under its jurisdiction on its website? Provide details of the number of accredited affiliated / constituent / autonomous colleges under the university.</b>
	Not Applicable

<b>34</b>	<b>Date of establishment of Internal Quality Assurance Cell (IQAC) and dates of submission of Annual Quality Assurance Reports (AQAR).</b>	
	IQAC	13 MAY 2015 (dd/mm/yyyy)
	AQAR	(i) ..... (dd/mm/yyyy) - nil
		(ii) ..... (dd/mm/yyyy) - nil



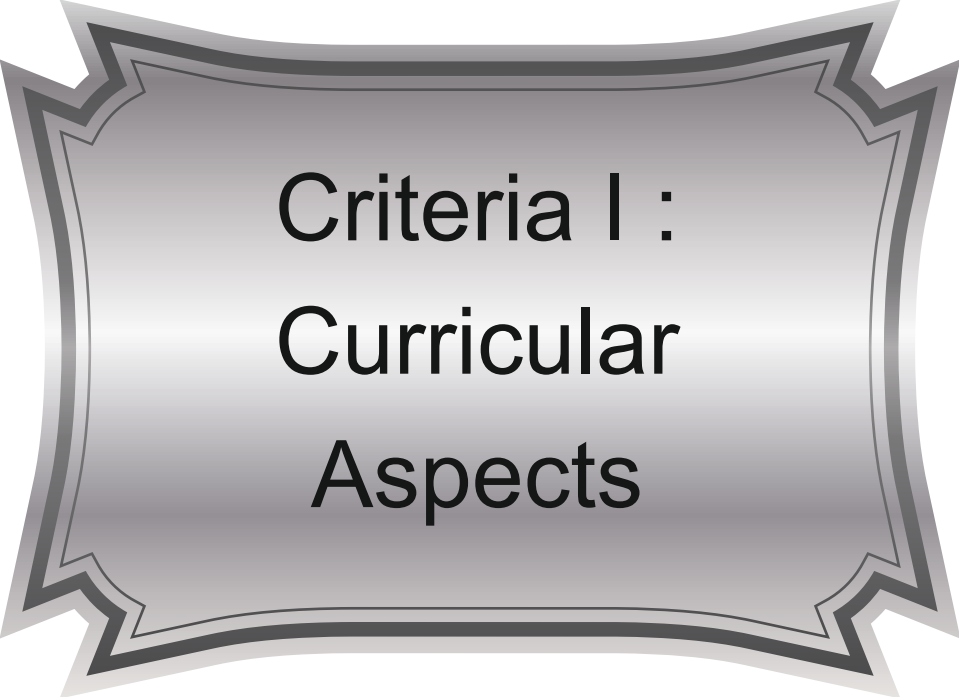
**SRI**  
**RAJIV GANDHI**  
**COLLEGE OF DENTAL SCIENCES & HOSPITAL**

		(iii) ..... (dd/mm/yyyy) - <b>nil</b>
		(iv) ..... (dd/mm/yyyy) - <b>nil</b>

<b>35</b>	<b>Any other relevant data, the institution would like to include (not exceeding one page).</b>
	Nil



**Criterion-  
wise Inputs**



**Criteria I :**  
**Curricular**  
**Aspects**



## **Criterion I: Curricular Aspects**

### **1.1 Curriculum Planning, Design and Development**

#### **1.1.1 Does the institution have clearly stated goals and objectives for its educational program?**

##### **Goals:**

- To produce dental graduates who have knowledge of both past and present and relevant trends in dentistry for providing patients with optimal unsupervised oral health care
- To generate awareness of preventive, diagnostic and technical aspects of dentistry for delivering comprehensive oral health in diverse health care delivery systems
- To provide adequate clinical training to enable provision of proper care in emergency general and oral health care
- To develop leadership attributes commensurate with appropriate social and cultural sensibilities of the community of their practice
- To continually update the knowledge of dental health and oral diseases, as well as the skills and practices of students through vivid enriching programs and courses.
- To appreciate the importance of basic, clinical and translational research and its relevance to the evolution of dentistry as well as its contributory effect on oral health and social needs of the community
- 

##### **Objectives:**

- To promote dental education of high standards, that revolves around acquiring relevant knowledge and skills in rendering oral health services.
- To develop an active learning environment which inculcates the scientific temperament and reasoning that provides impetus for research in oral health care.
- To train young dental professionals in high quality of dental treatment rendered with utmost care, compassion, concern, competency and with an evidence based approach.
- To effectively implement the curricula prescribed for undergraduate and postgraduate courses.
- Strive effectively to bring necessary changes in the course structure and design, corroborating with the affiliating and apex bodies so that the course contents are contemporary.



- To train the under graduate in the fundamentals of both theoretical and clinical aspects of dentistry so that they can confidently practice general dentistry.
- To introduce and involve undergraduate students in research activities and scientific presentations thereby encouraging them for higher education.
- To motivate and encourage post graduate students and faculty to strive towards their potential and to bridge the gap between clinical research and practice.
- To promote all-round development of the students, not only in academics but overall personality so that they can meet challenges in all walks of life.
- To create awareness regarding oral health care services at community level through well organized and sustained outreach programs.
- Offer infrastructural facilities and an environment conducive for exchange of knowledge and ideas
- Attract and retain faculty and staff committed to the mission of the school by providing them with the necessary resources, opportunities and support to stimulate their professional and personal development
- Serve as a professional resource for private practitioners and a referral centre for patients with complex conditions and treatment needs

### **1.1.2 How are the institutional goals and objectives reflected in the academic programs of the institution?**

The academic programs and curriculum designed by Rajiv Gandhi University of Health Sciences (RGUHS) as per the guidelines of Dental Council of India (DCI) are followed by the college. These programs are designed in such a way so as to facilitate the overall professional development of the students. The goals and objectives of the institute are reflected in the following academic programs.

The institute provides educational programs leading to Bachelor's degree in dental surgery and Master's Degree in eight dental specialities. In addition to adhering to the curriculum laid down by the regulatory bodies, the institute has value added programs which contribute to character building and overall professional development of the students.

The objectives of the curriculum and academic programs are to provide training to the students, so that they can achieve the expected skills and competencies which are then





assessed by quarterly internals, as well as year-end university exams. Using these skills, the alumnus practice

dentistry and serve the community to meet oral health needs of the population.

The institute also encourages research activities in all the departments thus fulfilling its objective to foster research for the advancement of dental practice. Along with the research projects the institute is also involved in arranging CDE programs which facilitate the advancement of knowledge

**1.1.3 Does the institution follow a systematic process in the design, development and revision of the curriculum? If yes, give details of the process (need assessment, feedback, etc.).**

The college and programs are affiliated to Rajiv Gandhi Institute of Health Sciences, Bangalore which prepare the curriculum compliant to national affix body regulation. These curriculum is implemented by all the affiliated colleges. The faculties by virtue of member in different bodies of the university participate in deliberations curriculum design. However, all the departments have established separate curriculum committee. These committees review curricula of contemporary systems, recent advances and feedback of students on the courses. The committee reviews the curriculum while considering employability and entrepreneurship. The committee identify the deficiencies in the curriculum design and implement problem based learning, enrichment courses and value adding courses in all the departments.

**1.1.4 How does the curriculum design and development meet the following requirements?**

**\* Community needs**

Training imparted to the students through curriculum is not only for the treatment but also for prevention of various diseases. The institute is involved in the spread of awareness regarding oral hygiene, ill effects of tobacco etc by conducting educational and treatment camps in rural areas. The students are exposed to community requirements and needs, in these camps. This helps them to recognize and fulfil these needs by providing reasonable oral healthcare awareness, thereby fulfilling the community needs. The institute also runs and manages satellite clinics at Singhanayakanahalli, Ganganagar, Munireddy paalya which are



easily accessible to the rural population. The community needs of oral health care education, services and research are met by the system

**\* Professional skills and competencies**

The curriculum is structured in a manner that first covers the basic sciences, progresses to preclinical and para clinical areas, culminating in extensive clinical training. Throughout the undergraduate training, the teaching-learning programme comprises of a mix of lecture- and seminar-based theory, hands-on focused preclinical training, and problem- and case-based clinical mentoring. Additionally, since the one-year compulsory rotating internship requires the undergraduate student to experience all clinical streams of dentistry, it provides a platform to fine tune their clinical skill for further enhancing one's competency in dental care.

**\* Research in thrust / emerging areas**

As part of the curriculum, students enrolled in the Master of Dental Surgery programme must undertake and complete a research project—a dissertation—in partial fulfilment of their Masters Degree. The inclusion in the curriculum of recent additions to dentistry, such as oral implantology, lasers in periodontal surgery, and forensic dentistry, CBCT etc ensure that research is undertaken in these emerging and thrust areas too by faculty and/or students.

**\* Innovation**

To make curriculum interesting various innovative techniques are employed which includes coverage of continual developments and latest trends in material science, and long-established therapeutic procedures and investing in new equipment, material and techniques, motivates innovation

**\* Employability**

The curriculum designed by the DCI, adopted by RGUHS and implemented by institution contributes to a comprehensive development of professional skills and helps in building confidence which improves the chances of employability but also ensures that they are sought after and accorded preferential treatment in recruitment by other dental establishments, as well as managing their own private practice. In addition the college provides several value adding enrichment courses beyond the prescribed syllabus to abreast the outgoing graduates with employable skills and knowledge including entrepreneurship.



**1.1.5 To what extent does the institution use the guidelines of the regulatory bodies for developing and/or restructuring the curricula? Has the institution been instrumental in leading any curricular reform which has created a national impact?**

As mentioned in 1.1.3, the minimum requirements in dental curriculum are laid down by the DCI and adopted by RGUHS. The college's main role is in curriculum implementation. While the college cannot alter the basic requisites of the curriculum, it can add to it and has, in the past such as conducting modules and course on basic life support, infection control, the college believes that the trend-setting modules introduced in the college will also gain wide acceptance and implementation nationally. Within the permissible limits dental college reviews the curriculum and redesigns its implementation based on feedback from alumni, interaction with academic peers (such as the RGUHS Local Inquiry Committees), university examiners, BoS meetings, academic council and syndicate meetings, DCI inspections, international peer visits, subject experts and employers on -curricular aspects.

**1.1.6 Does the institution interact with industry, research bodies and the civil society in the curriculum revision process? If so, how has the institution benefitted through interactions with the stakeholders?**

Yes. The college interacts extensively with the industry, research bodies, and civil societies in relation to continual dental education programmes, research, and patient care. The institute has conducted Continuing Dental Education (CDE) programs in collaboration with industries such as Colgate-Palmolive, Warren pharmaceuticals, IDA. These interactions, invariably, enrich experience and the exposure gained is translated as feedback from faculty members to the RGUHS university and DCI in curricular revisions.

**1.1.7 How are the global trends in health science education reflected in the curriculum?**

Dentistry, like other professions, is in a constant state of flux, with research and development contributing to the natural progression and evolution of the specialty. It is therefore vital that new and emerging concepts are brought into the curriculum for the benefit of the community which the profession strives to serve. The DCI, through periodic curricular workshops, includes such updates in the revised curriculum. These include recent evidence-base in disease diagnosis and treatment modalities which are of importance, and which students must know. Moreover, the faculty members of the college, themselves, are updated with current concepts through access to scientific literature and personal research experience, and the



same is also covered, as needed, in students' teaching-learning activities. Modules in Communication Skills and Critical Thinking, BLS and Infection Control—unique to this college—adds value to the existing curriculum. Our institution ensures that all the staff attend teachers training and research methodology programmes so that global trends in health science education can be reflected in curriculum.

**1.1.8 Give details of how the institution facilitates the introduction of new programs of studies in its affiliated colleges.**

Our institute is affiliated to RGUHS. By the stake holders enquiry and need assessments the IQAC resolve to initiate new program appropriate man power, infra structure and equipments are purchased. The college avails applicable regulatory permission. The college applies in the prescribed proforma to the concerned authorities Viz. the affiliating university. The university deposes team of concerned experts to inspect the facilities available at the college after verifying the inspection needs by the LIC of university affiliation granted by the concerned university. However few of the value adding courses practiced by the college do not need any such permissions. Following of the value adding courses provided.

- Basic life support training programme.
- Research methodology workshops.
- Teachers training program.
- Training in the management of HIV/Hepatitis-B positive patients.

**1.1.9 Does the institution provide additional skill-oriented programs relevant to regional needs?**

Yes institution provides additional skill-oriented programs like Workshops on oral implantology and aesthetic dentistry in collaboration with industry leaders, all of which benefits practicing dentists, postgraduate students and interns.

**1.1.10 Explain the initiatives of the institution in the following areas:**

**\* Behavioural and Social Science.**

The aim of teaching behavioural and social sciences to the undergraduate students is to impart such knowledge and skills that may enable her/him to apply principles of behaviour for all-round development of their personality, as well as use them in various therapeutic situations in dentistry. Behavioural cell is established for the students wherein emotional as well as mental support is provided to the students. The slow learners are identified,



mentorship is practiced, counselling is initiated and parent teacher meet are conducted regularly. In spite of these if a slow learner doesn't improve is referred to behaviour cell.

**\* Medical Ethics / Bio Ethics / Nursing Ethics.**

The institute obtains Informed Consent of patient before any treatment is administered. Throughout the treatment confidentiality of patient is strictly maintained. The records of the patient are stored in a central registry, access to which is monitored. The institute has also constituted a Waste Management Committee which monitors and ensures proper disposal of the biomedical waste generated in the institute. The institute ensures that the nursing staff follows the ethical guidelines and extends their services relentlessly to the patients irrespective of their caste, creed, religion, gender, age, financial status etc. The importance of ethical dental practice is part of the prescribed undergraduate curriculum and covered under Public Health Dentistry. The do's and don'ts constituting ethical practice as recommended by the DCI is highlighted and implemented during undergraduate training.

**\* Practice Management towards curriculum and/or services.**

Students are introduced to practice management in III BDS and are provided practical training in Internship as part of clinical posting in General Dentistry. Training in III BDS is mainly in the form of didactic lectures that introduce the students to this topic. Topics covered include selection of location, procuring financial assistance (if required) in the form of bank loans for establishing private practice, procuring dental equipments and materials, and employment of appropriately trained workforce in the clinic, among others. The institute makes sure that the interns are exposed to this aspect by conducting lectures of eminent personalities in the field of dentistry on practice management.

**\* Orientation to research.**

The college considers research an integral part of academics and believes research must, benefit the community. Both undergraduate and postgraduate students are initiated into research methodology. Furthermore, students as well as staff are encouraged to participate in research workshops, organized within and outside the college.

**\* Rehabilitation.**

The institute conducts additional classes for the benefit of the slow learners to improve their knowledge and overcome the difficulties. The institute also has compensatory learning mechanism in place. Further, the students are given a chance to improve their grades through betterment exams. The students also approach the counseling cell established in the institute or the mentor, in case of any problems personal or academic. Separate lectures and practical's



are conducted for regular, referred and repeaters batch students, which ensures that all the students receive complete and undivided attention from the teachers.

**\* Ancient scriptural practices.**

The institute conducts lectures on mental and spiritual well-being in collaboration with the Art of Living Foundation. Lectures on stress management are also conducted by the institute. Such practices contribute to the emotional wellbeing of the students. The institute has conducted Yoga classes for the staff. Both these practices are based on the ancient scriptural practices of India.

**\* Health Economics.**

The institute has formed a Hospital Services Committee which monitors the services extended to the patients. The committee ensures optimum utilization of the available resources which helps to increase the productivity and also reduces the overall treatment time. All the departments follow standard operating procedures for the treatment of the patients this further ensures smooth functioning of the clinics. The institute has also established Help Desks at strategic locations. Interns are posted on rotation to man these desks to ensure that the patients get correct guidance at proper time. The patients are directed to the proper department for their treatment without delay. Furthermore the college campus has been declared as a tobacco free zone thus undermining use of tobacco. Such a system ensures effective and efficient utilization of health care resources in the institute.

**\* Medico legal issues.**

The institute has made the students aware of the medico-legal issues by conducting lectures on medico-legal aspects.

**\* Enhancement of quality of services and consumer satisfaction.**

The college has established Internal Quality Assurance Cell as a measure to enhance the quality of services and its products. The IQAC involves different stakeholders at varied levels and considers their opinion to improve the quality of education, services and research. The consumer satisfaction including the patient services are dealt by feedback system.

**1.1.11 How does the institution ensure that evidence based medicine and clinical practice guidelines are adopted to guide patient care wherever possible?**

The college has initiated evidence based dentist and clinical practice guidelines are adopted to guide patient care wherever possible





**1.1.12 What are the newly introduced value added programs and how are they related to the internship programs?**

A major focus of Internship was gaining experience in delivering COHC, which was introduced in 1998 in Public Health Dentistry. The college defines COHC as 'care planned to address all oral and dental needs based on thorough diagnosis and treatment planning'. The institute has conducted CDE programs for the benefit of the interns. Interns are part of research activities carried in the departments. In addition several value added courses are conducted including the computers and internet training for both students and faculties. Few of the value adding courses are enrichment courses and problem based learning are the specialities and Basic life support training programme, Research methodology workshops, Teachers training program and Training in the management of HIV/Hepatitis-B positive patients.

**1.1.13 How does the institution contribute to the development of integrated learning methods and Integrated Health Care Management?**

- \* **Vertical and horizontal integration of subjects taught.**
- \* **Integration of subjects taught with their clinical application.**
- \* **Integration of different systems of health care (Ayurveda, Yoga, Unani, Homeopathy, etc.) in the teaching hospital.**

The dental care provided is also integrated with Ayurvedic sciences and yoga practices. With respect to integrating different systems of health care, recent trends in certain aspects of dental treatment include the use of herbal medicaments to existing dental pharmacological agents. For example, some mouthwashes make use of herbal medicaments, and certain intra-canal medicaments too utilise it. Patients with recurrent ulcers, pre-malignancies are advised to take antioxidants in natural forms such as turmeric, carrot and tomatoes along with allopathic treatment. Patients with psychosomatic disorders are recommended ancient practices like yoga and meditation.

**1.1.14 How is compatibility of programs with goals and objectives achieved with particular reference to priority of interface between Public Health, Medical Practice and Medical Education?**

**Interface between Public Health** - to offer the programs like BDS and MDS the college has



initiated to provide general and advance oral health care services in all the specialities. Hence the institution serves oral health care services diagnosis treatment and awareness creations

**Medical Practice** - The internship provides exposure to oral health care practice in different settings including community setup through satellite centres and working knowledge and skills in different specialities through rotation postings.

**Medical Education** - The college fulfils to provide general and advance oral health care, education recognised by appropriate regulatory authorities.

## **1.2 Academic Flexibility**

### **1.2.1 Furnish the inventory for the following:**

#### **\* Programs offered on campus**

The programmes offered on-campus include the Bachelor of Dental Surgery (BDS) and the Master of Dental Surgery (MDS)—both under the college's affiliation to the Rajiv Gandhi University of Health Sciences. Both the programmes are/were approved by the Dental Council of India (DCI)

At the postgraduate level, however, the choice is more diverse. It includes the nine recognised Masters in Dental Surgery programmes:

1. Oral Surgery
2. Periodontics
3. Prosthodontics
4. Orthodontics
5. Paediatric Dentistry
6. Conservative Dentistry and Endodontics
7. Oral Medicine and Radiology
8. Oral Pathology

#### **\* Overseas programs offered on campus**

No. Overseas programs are not conducted in our institute.

#### **\* Programs available for colleges/students to choose from**

In general, the dental curriculum is a set programme and, once students gain admission to the BDS course, or one of the MDS streams, they are not in a position to 'choose' a programme per se.:





**1.2.2 Give details on the following provisions with reference to academic flexibility**

**a. Core options**

The curriculum includes those aspects of dentistry which the student must know and should know; like anatomy ,physiology, biochemistry in the first year, general pathology, pharmacology, microbiology in the second year , general medicine and general surgery in third year and all the dental subjects in the final year. while there is minimal scope for flexibility in the ‘must know’ areas, there is some scope for flexibility in the ‘should know’ areas.

**Elective options**

**MDS has elective options in 8 specialities**

1.Oral medicine and radiology 2. Oral and maxillofacial surgery 3. Periodontology 4. Conservative dentistry & endodontics 5. Prosthodontics & crown and bridge 6. Pedodontics & preventive dentistry 7. Oral pathology 8. Orthodontics

**b. Bridge course** : Language speaking courses in English and kannada.

**c. Enrichment courses**

Interns and postgraduate students are encouraged to participate in hands-on courses on variable areas of dentistry which further enrich knowledge and skills.

**d. Credit accumulation and transfer facility**

No provision exists for credit accumulation, inter-institutional transfer of students is permitted under rules laid down by the state government and the RGUHS.

**e. Courses offered in modular form**

Courses offered in modular form include hands-on programmes on LASERS & ELECTROSURGERY

**f. Lateral and vertical mobility within and across programs, courses and disciplines and between higher education institutions**

The BDS and MDS curriculum laid down by the DCI is the minimum requirements for graduating as a dentist and dental specialist, respectively. Hence there is little flexibility in these courses for students to move from one discipline to another or vertical mobility within a programme.

**g. Twinning programs**

There is no such provision



#### **h. Dual degree programs**

No dual degree programmes are offered by the college since such an option is neither sanctioned by the DCI, nor available with the affiliating university.

#### **1.2.3 Does the institution have an explicit policy and strategy for attracting students from other states,**

Student selection is only partly under the college's purview—eighty percent (80%) of prospective under- and postgraduate students are selected for admission through one of two competitive entrance examinations—one organised by a conglomerate of private dental colleges in Karnataka (the COMED-K Test), and the other conducted by the State Government (K-CET). At the undergraduate level, students from around India are eligible to gain admittance to the college by writing the COMED-K test; at the postgraduate level, students from other states become eligible to gain admittance to the college by writing both tests.

With regards to the remainder 20% of seats, which is designated as 'Management Quota', no explicit policy of the college's Management as such exists for attracting students from other states; however, the Management publishes invitation for admission in all leading national daily newspapers within and outside the state prior to commencement of the academic year; moreover, information on admission to the college is also available on the college website, [www.srgcds.ac.in](http://www.srgcds.ac.in) in the drop-down menu for 'Admissions'.

#### **\* socially and financially backward sections,**

student selection is only partly under the purview of the college; however, through the government's policy on reservation, students from socially and financially backward sections of the society get the opportunity to gain admission to the college—both at an undergraduate and postgraduate level—by appearing for the K-CET.

#### **\* international students?**

Based on an agreement between the State Government and private institutions, the remaining 20% of students are selected for admission by the respective college. The criteria for admission for this group of students is their performance in the qualifying higher secondary school examination (for BDS)/undergraduate degree course (for MDS). As mentioned above, for this segment of seats, the college's Management publishes invitation for admission to the BDS and MDS courses in regional and national newspapers prior to commencement of the academic year; information on admission to the college is also available on the college



website, while news highlights covered in the print and electronic media provide continual reputation reinforcement.

**1.2.4 Does the institution offer self-financing programs? If yes, list them and indicate if policies regarding admission, fee structure, teacher qualification and salary are at par with the aided programs?**

The college does not offer any aided programs. All the programs offered including UG and PG are self financed programs.

POSTGRADUATION ADMISSION POLICY: 24

C.E.T – 35%

COMED.K - 45%

NRI / IP – 20% (NRI-15%, IP-5%)

UNDERGRADUATION ADMISSION POLICY: 100

C.E.T – 35%

COMED K-45%

NRI / IP – 20% (NRI-15%, IP-5%)

**3.fee structure – program wise**

POSTGRADUATION FEE SRUCTURE:

PGET- 1,71,600.00 PER YEAR

COMED K- 2,57,000.00 PER YEAR

NRI – 3,75,000.00 PER YEAR

I.P – 3,50,000.00 PER YEAR

UNDERGRADUATION FEE STRUCTURE:

C.E.T - 42,500.00 PER YEAR

COMED K – 2,75,000.00 PER YEAR

NRI - 3,75,000.00 PER YEAR

I.P – 2,75,000.00 PER YEAR

**Teacher qualification: According to DCI rules and regulations**

PROFESSOR: MDS

READER: MDS

SENIOR LECTURER: MDS

TUTORS/LECTURER: BDS

**4. FREQUENCY OF CURRICULUM REVISION:**



As the institution is affiliated to RGUHS the revision of syllabus is done by university once in 3 years. The latest revision was done in 2011.

**1.2.5 Has the institution adopted the Choice Based Credit System (CBCS) / credit based system? If yes, for how many programs? What efforts have been made by the institution to encourage the introduction of CBCS in its affiliated colleges?**

The institute is affiliated to the RGUHS and follows all the guidelines regarding BDS and MDS curriculum and conducting examinations. Currently Choice Based Credit System (CBCS) is not introduced in RGUHS

**1.2.6 What percentage of programs offered by the institution follow:**

- \* **Annual system**
- \* **Semester system**
- \* **Trimester system**

The conventional Bachelors and Masters Programs (BDS and MDS) offered by the college follow an annual system as per the norms of RGUHS.

**1.2.7 How does the institution promote multi/inter-disciplinary programs? Name a few programs and comment on their outcome.**

As a part of the multi/inter-disciplinary programs the institute conducts interdisciplinary case discussions and meetings on a regular basis, wherein the postgraduate students present cases which have been treated with a multi-disciplinary approach. Such meetings contribute to better

understanding and comprehensive patient care. 27 interdepartmental meetings are conducted and few interdepartmental meetings are listed below.

1. Interdepartmental meeting involving Department of oral maxillofacial surgery and Department of maxillofacial pathology- Unicysticameloblastoma –A case report
2. Department of oral & maxillofacial surgery & Department of prosthodontics and crown and bridge- Management of traumatic loss of bone and tooth using autogenous block bone graft and implants
3. Department of periodontology and Department of conservative dentistry & endodontics- crown lengthening –a case report
4. Department of periodontology and Department of pedodontics& preventive dentistry- diagnosis & treatment of ankyloglossia



5. Department of oral medicine and radiology and Department of oral & maxillofacial surgery-submandibular gland sialolithiasis with acute sialadenitis- a case report
6. Department of orthodontics & dento facial orthopedics, Department of periodontology, Department of prosthodontics & crown and bridge-interdisciplinary orthodontics adjunctive treatment procedures-restorative esthetics procedures

### **1.2.8 What programs are offered for practicing health professionals for skills training and career advancement?**

Collaborating with the local branch of the Indian Dental Association (IDA), the college has organised continual dental education (CDE) programme for enhancing professional skills of private practitioners. These include: CDE & Workshop on oral implantology was conducted by Department of Oral & Maxillofacial surgery in collaboration with IDA

### **1.3 Curriculum Enrichment**

#### **1.3.1 How often is the curriculum of the institution reviewed and upgraded for making it socially relevant and/or skill oriented / knowledge intensive and meeting the emerging needs of students and other stakeholders?**

The university periodically reviews the curriculum and initiate revision wherever relevant and necessary. However the college has constituted curriculum committee at all the departments which reviews the existing curriculum, identify the deficiencies and initiates social relevant skill oriented and knowledge intensive emerging needs of stakeholders.

#### **1.3.2 During the last four years, how many new programs were introduced at the UG and PG levels? Give details.**

##### **MDS in 8 specialities in last four years**

1. Oral medicine and radiology
2. Oral and maxillofacial surgery
3. Periodontology
4. Conservative dentistry & endodontics
5. Prosthodontics & crown and bridge
6. Pedodontics & preventive dentistry
7. Oral pathology
8. Orthodontics



\* **multi/inter-disciplinary**

\* **programs in emerging areas**

Considering the importance of the emerging trends, the institute has organized various CDE programs and hands on training programs on Oral implantology, LASERS& Rotary endodontics

### **1.3.3 What are the strategies adopted for the revision of the existing programs? What percentage of courses underwent a syllabus revision?**

DCI revises the curriculum so that it is in tune with the times and incorporates recent trends.

The DCI formulates the changes and upgrade the curriculum as and when required. The DCI has undertaken changes to both the BDS and MDS curricula in the last two years although these revisions are yet to be notified by the Government of India for implementation.

### **1.3.4 What are the value-added courses offered by the institution and how does the institution ensure that all students have access to them?**

The college conducts various value added courses which are open to all the students. The schedule of the programs is displayed on the student's notice board and circulars are also sent to individual departments for the information. Some of the value added programs conducted by the college are mentioned below.

Basic Life Support..

Workshop on Oral Implantology.

Workshop on rotary endodontics

Workshop on denture relining.

### **1.3.5 Has the institution introduced skills development programs in consonance with the national health programs?**

Yes, the institution conducts various programs such as Tobacco Intervention Programme in consonance with World anti-tobacco day, Oral cancer screening and awareness programme, awareness about diabetes. The college's policy of referring patients above 40 years of age for a general medical examination has resulted the diagnosis and identification previously known cases of diabetes and cardiovascular disease, contributing to the National Programme for Control of Diabetes, Cardiovascular Disease and Stroke.



**1.3.6 How does the institution incorporate the aspects of overall personality development addressing physical, mental, emotional and spiritual well being of the student?**

Through a mix of value-based education, counseling by qualified personnel, rendering academic and personal direction and support by faculty members, and opportunity and support in extra-curricular activities such as sport and cultural spheres. The college also conducts orientation programme in the beginning of each academic year. All of these activities contribute to the overall personality development of students.

Overall personality development of the student is achieved by conducting

- Sports
- Cultural events
- Communication skills
- Stress management
- Meditation classes & spiritual wellbeing.

**1.3.7 Does the curriculum provide for adequate emphasis on patient safety, confidentiality, rights and education?**

The institute gives adequate emphasis on patient safety, confidentiality, rights and education. Lectures are arranged on ethics and behavioural sciences for undergraduate and postgraduate students. Before any treatment is administered a written informed consent is obtained from every patient. Utmost care is taken and a standardized protocol is followed in all the departments for the sterilization of the instruments and equipments, for the safety of patients. The confidentiality about the patients diagnosis is maintained and the case records are stored in central registry, the access to which is restricted. Help Desks are arranged at strategic locations for the benefit of the patients. Furthermore educational materials like posters, models, charts are displayed for the patient regarding dental and oral health problems and the treatment available. The students are made familiar with all these programs.

The patient as a individual has to be respected and has right to take a decision regarding the treatment he has to undergo. The consent from the patient is mandatory before starting the treatment. Confidentiality pertaining to patients details is maintained. Institution emphasis on strict protocols for infection control, ethical clearance of cases with an important ethical component.





### **1.3.8 Does the curriculum cover additional value systems?**

Institution believes in

- ethics
- co-operation
- Team work
- Leadership
- Integrity
- care with concern

## **1.4 Feedback System**

### **1.4.1 Does the institution have a formal mechanism to obtain feedback from students regarding the curriculum and how is it made use of?**

Institution has established feedback committee involving in different stake holders as members of the committee. The committee collects feedback on curriculum and courses from students. These are analyzed feedback results are communicated to curriculum committee for further needful.

### **1.4.2 Does the institution elicit feedback on the curriculum from national and international faculty? If yes, specify a few methods such as conducting webinars, workshops, online discussions, etc. and their impact.**

The National and International faculty during their visit for faculty development activities, conference, workshop, inspection and such other events provide feedback on curriculum

### **1.4.3 Specify the mechanism through which affiliated institutions give feedback on curriculum and the extent to which it is made use of.**

The college is being affiliated to university has mechanism to collect feedback on curriculum and communicate the feedback during university academic body meeting.

### **1.4.4 Based on feedback, what are the quality sustenance and quality enhancement measures undertaken by the institution in ensuring the effective development of the curricula?**

Based on the feedback analysis the college has initiated good number of quality enhancement measures to mention a few - all the departments have identified, design and implemented problem based learning and enrichment programmes. Value adding activities are initiated at the institution level for communication skill, problem solving skill and professional ethics.

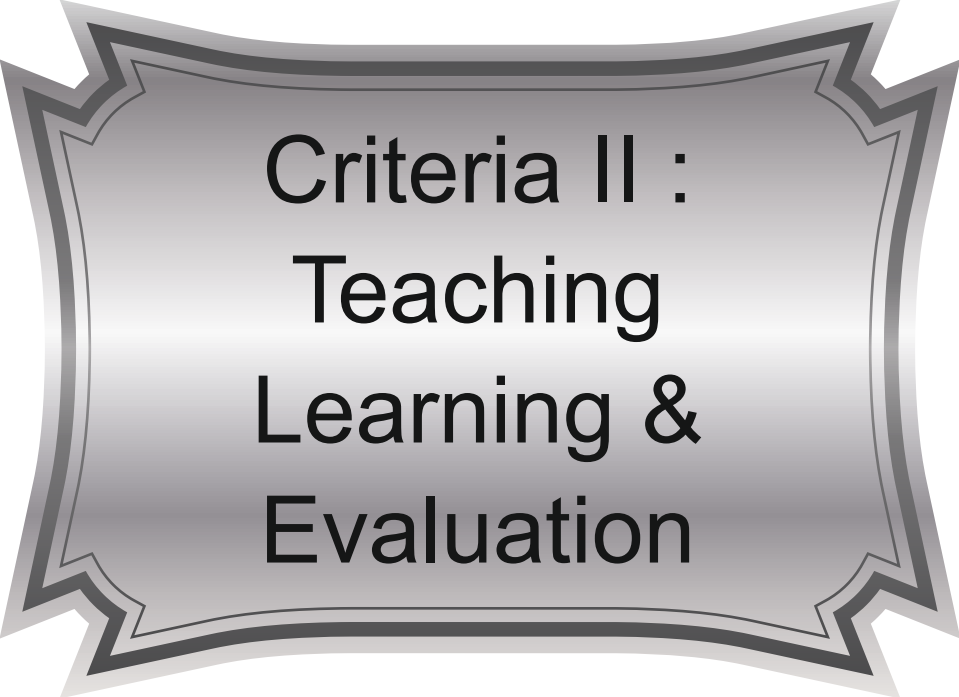




**1.4.5 What mechanisms are adopted by the management of the institution to obtain adequate information and feedback from faculty, students, patients, parents, industry, hospitals, general public, employers, alumni and interns, etc. and review the activities of the institution?**

The college provides systems perspective in implementing the educational system. Through varied committees of internal quality assurance cell and founders day celebration, annual college day, graduation day are the platforms for the stakeholders to get adequate information about the institution.

*Any other information regarding Curricular Aspects which the institution would like to include.*



**Criteria II :  
Teaching  
Learning &  
Evaluation**



## **Criterion II : Teaching-Learning and Evaluation**

### **2.1 Student Enrolment and Profile**

#### **2.1.1 How does the institution ensure publicity and transparency in the admission process?**

	Publicity in admission process	
a.	Through College website - www.srgcds.ac.in	√
b.	Prospectus	√
c.	News paper notifications (Times of India Education Times)	√
d.	Any Other: College conducts educational fairs in various other states. Word of mouth from alumni has also been very effective in bringing in new students.	

#### **2.1.2 Explain in detail the process of admission put in place by the institution. List the criteria for admission: (e.g.: (i) merit, (ii) merit with entrance test, (iii) merit, entrance test, aptitude and interview, (iv) common entrance test conducted by state agencies and national agencies (v) any other criteria (specify).**

Sri Rajiv Gandhi College of Dental Sciences and Hospital is affiliated to Rajiv Gandhi University of Health Sciences. Admissions of students for BDS and MDS courses are done under three different sections:

##### **Admission to Undergraduate program:**

The institute has an intake of 100 undergraduate students every year. Thirty five students are admitted through Common Entrance Test (CET) of Karnataka Examination Authority by Government of Karnataka. Forty four students are admitted through Entrance Test conducted by Consortium of Medical, Engineering and Dental colleges of Karnataka (COMED-K). The remaining twenty admissions are through the institutional quota.

1. **CET Admissions:** -Thirty five percent of admissions are through Common Entrance Test (CET) of Karnataka Examination Authority conducted by Government of Karnataka for candidates with Karnataka domicile. As per regulations of Dental Council of India (DCI) the student must have passed 2nd PUC or 10+2 examination with minimum of 50% marks in Physics, Chemistry and Biology as the compulsory subjects for admission under General Merit (GM) Category. For student under OBC and SC/ST category, the candidate must have secured minimum of 40% marks in Physics, Chemistry and Biology as the compulsory



subjects. All admissions are made through centralized counseling process conducted by the Karnataka examination authority based on CET rank list.

**2. COMED-K Admissions:** - Forty five percent of admissions are through entrance test conducted by Consortium of Medical, Engineering and Dental colleges of Karnataka (COMED K) a Private state agency. The admissions under this section are open to candidates with Karnataka state Domicile and for candidates of Non-Karnataka origin. As per regulations of Dental Council of India (DCI) the student must have passed 2<sup>nd</sup> PUC or 10+2 examination or any other Equivalent qualifying examination recognized by Government of Karnataka with minimum of 50% marks in Physics, Chemistry and Biology as the combination subjects for admission under General Merit (GM) Category. For student under OBC and SC/ST category, the candidate must have secured minimum of 40% marks in Physics, Chemistry and Biology as the compulsory subjects. Admissions are made through centralized counseling process conducted by the COMED K based on the rank list published by COMED K.

**3. Institutional Quota Admissions:** - Twenty percent of admissions are done under Institutional preference quota comprising of local, NRI and Foreign Students through an admission process put in place by the College Council based on criteria set by Dental council of India.

Admission to BDS courses will be made based on the score obtained in CET or COMED-K qualifying examinations or the college qualifying examination for NRI/ Foreign Students. The candidate should have secured not less than 50% of the aggregate marks in English, Physics, Chemistry and Biology as per the DCI rules. The institute prepares a new rank list of candidates who have applied to the admission for BDS courses in our institution under institutional quota, based on the score obtained in CET, COMED-K or college qualifying examinations. The names of the selected candidates shall be displayed on the college website.

**Admission to Postgraduate program:-**

- The institute has an intake of 24 postgraduate students every year. Eight students are admitted through Post graduate Common Entrance Test (PGET) conducted by Government of Karnataka. Ten students are admitted through Entrance Test conducted by Consortium of Medical, Engineering and Dental colleges of Karnataka (COMED-KPGET). The remaining six students' admission is through the institutional quota.
- **PGET Admissions** - Eight students are admitted through Post graduate Common Entrance Test (PGET) Government of Karnataka. The admissions under this section are open to BDS



**SRI**  
**RAJIV GANDHI**  
**COLLEGE OF DENTAL SCIENCES & HOSPITAL**

graduates with Karnataka state Domicile. To seek admission under PGET Quota, the candidate should appear for entrance examination and should have completed the rotary internship. The Government announces the PGET rank list on its website. Admissions are made from centralized counseling process conducted based on PGET rank list.

- **COMED-K PGET Admissions** – Ten students are admitted through Post graduate entrance test conducted by Consortium of Medical, Engineering and Dental colleges of Karnataka (COMED K PGET), a Private state agency. The admissions under this section are open to BDS graduates with Karnataka state Domicile and for graduates with Non Karnataka origin. To seek admission under COMED K Quota, the candidate should appear for entrance examination and should have completed the rotatory internship. After announcement of COMED-K PGET rank list on the COMED K website, admissions are made through centralized counseling process conducted by the COMED K agency based on COMED- K PGET rank list.

- **Institutional Quota Admissions:** Twenty percent of admissions to MDS courses are done under Institutional preference quota comprising of local, NRI and Foreign Students through an admission process put in place by the College Council based on criteria set by Dental council of India. As per regulations of Dental Council of India (DCI) the candidate must have secured minimum of 50% marks in post graduate entrance examination for admission under General Category. For admission under OBC and SC/ST category, the candidate must have secured minimum of 40% marks in Post graduate entrance examinations.

The institute prepares a new rank list of candidates who apply for admission to MDS courses in our institution under institutional quota based on PGET, COMED-K PGET and college qualifying examination scores.

Preference is given to candidates with seniority to pick the subject of their interest.

The names of the candidates selected for the different specialties of the MDS program are displayed on the college website.

	<b>The admission process put in place by the institution.</b>	<b>Entrance test for admissions</b>	
a.	Common entrance test conducted by state government / university	CET - For BDS PGET - For MDS	√
b.	Common entrance test conducted by state agency - Consortium of Medical, Engineering	COMEDK/ CET For BDS. COMED K /PGET For MDS	√



	and Dental colleges of Karnataka		
c.	Based on Merit at qualifying examinations (Institutional quota )	COMEDK/ CET-UG / College examination Rank list For BDS. COMED K / PGET / College examination Rank list For MDS	√

**2.1.3 Provide details of admission process in the affiliated colleges and the university's role in monitoring the same.**

The admission of CET and PGET students are done through centralized counseling conducted by Karnataka Examination Authority that is monitored by Government of Karnataka. The students from COMED-K too are admitted through a centralized mechanism. The students for Institutional Preference quota are given admission based on an internal ranking mechanism of the above entrance examinations and college qualifying examination that is monitored by the Principal and the College Council.

**2.1.4 Does the institution have a mechanism to review its admission process and student profile annually? If yes, what is the outcome of such an analysis and how has it contributed to the improvement of the process?**

Yes, the institute has a mechanism to review its admissions to BDS and MDS program annually. After the admission are completed the students enrolment committee reviews the total admissions and category wise strengths including male, female, SC/ST, OBC, Economically weaker section, rural, tribal and specially abled

**2.1.5 What are the strategies adopted to increase / improve access for students belonging to the following categories:**

- \* SC/ST
- \* OBC
- \* Women
- \* Persons with varied disabilities
- \* Economically weaker sections
- \* Outstanding achievers in sports and other extracurricular activities

\* SC/ST and OBC: The policy of the State Government is to provide adequate reservation to weaker sections of the society (Category-I Economically weaker section, Category IIA, IIB,



IIIA, IIIB). These reservations are provided in both CET/PGET seat matrix during centralized counseling process.

\* Women: The student admission statistics and the number of female candidates clearly indicates the substantial amount of importance given to women in the institution. In-service students: The PGET provides reservations in post-graduation program for a candidates working in Government health sector, to increasethe health care facility at Community Health Centers.

**2.1.6 Number of students admitted in the institution in the last four academic years:**

**\* ADMISSION TO BDS**

Categories	Year 1 2015 - 2016		Year 2 2014 - 2015		Year 3 2013 - 2014		Year 4 2012 - 2013	
	Male	Female	Male	Female	Male	Female	Male	Female
SC	0	4	1	2	0	2	0	2
ST	0	1	1	1	0	1	0	0
OBC	4	15	4	12	2	7	2	6
General	25	48	20	59	22	65	28	62
Total	29	68	26	74	24	75	30	70

**\* ADMISSION TO MDS**

Categories	Year 1 2015 - 2016		Year 2 2014 - 2015		Year 3 2013 - 2014		Year 4 2012 - 2013	
	Male	Female	Male	Female	Male	Female	Male	Female
SC	0	0	1	0	0	2	2	1
ST	0	0	0	0	0	0	0	0
OBC	0	1	1	0	1	2	0	5



Categories	Marks Considered for Admission to BDS and MDS courses. (As per Dental Council of India-Revised Regulations 2007)							
SC/ST	40%							
OBC	40%							
General	50%							
General	3	20	8	14	9	10	7	9
Total	3	21	10	14	10	14	9	15

**2.1.7 Has the university conducted any analysis of demand ratio for the various programs of the university departments and affiliated colleges? If so, highlight the significant trends explaining the reasons for increase / decrease.**

The institution is one of the Dental colleges, affiliated to Rajiv Gandhi University of Health Sciences - has mechanism to review the category wise admissions to different programs.

**2.1.8 Were any programs discontinued/staggered by the institution in the last four years? If yes, specify the reasons.**

No, the institution has not discontinued any program in the last four years. The institution has been very progressive and efficient enough to start post graduate programs in various specialties.

**2.2 Catering to Student Diversity**

**2.2.1 Does the institution organize orientation / induction program for freshers? If yes, give details such as the duration, issues covered, experts involved and mechanism for using the feedback in subsequent years.**

- Yes, the institution organizes fresher's program for undergraduates and orientation/induction program for postgraduates for duration of two hours each. The undergraduate program includes welcome speech by principal briefing about college, available infrastructure, subjects covered in each academic year, also introduces staff members. Principal emphasizes that ragging is strictly prohibited in college campus and it is a punishable offence. Student's Academic Diary is issued which contains information on:

- Courses and Activities
- Curriculum and Time Table





- Examination pattern
- Previous years Question papers

Parents are invited for induction programs and given a chance to put forth their views and their grievances are addressed. Prominent alumni members are also invited for induction program to boost the confidence among students and parents. Later it is followed by presentation about each department by respective head of departments. Students are taken on a college tour to have a glimpse of each department.

For post graduates, the program begins with a welcome speech by Principal. She introduces the faculty members and gives details of the infrastructure and the facilities provided. After this, presentation on topics like scope for postgraduate students, how to prepare synopsis, dissertation, journal club presentations, seminars, library dissertation, importance of publications and brief overview of the examination process is given. Student information booklet and postgraduate curriculum are issued to the students that contain information on course contents, pre-clinical work, teaching-learning modules for the three years and the examination pattern.

### **2.2.2 Does the institution have a mechanism through which the “differential requirements of the student population” are analyzed after admission and before the commencement of classes? If so, how are the key issues identified and addressed?**

After the students are admitted, initially they are observed for a month to assess their academic performance, interest and professional skills. After assessing above said parameters and taking into account the previous qualifying examination marks, remedial classes are arranged to guide and mentor them to overcome their short comings. Students coming from rural background or economically deprived/backward sections are given special classes to improve their language proficiency (English) and interpersonal relations. Kannada classes are arranged for students from other states/countries to improve their communication skills.

### **2.2.3 How does the institution identify and respond to the learning needs of advanced and slow learners?**

- The freshers are observed to know their academic performance, interest and professional skills.
- The advanced and slow learners are identified after the first formative assessment examination.
- In each department, a mentor is assigned for a group of eight students.



- The mentor identifies the weakness of each slow learners on an individual basis and gives individual training to the slow learner and ensures that he/she improves his/her performance by the second formative assessment examinations. The advanced learners are given special assignments for improving their theoretical knowledge and practical skills.

**2.2.4 Does the institution offer bridge / remedial / add-on courses? If yes, how are they structured into the time table? Give details of the courses offered, department-wise/faculty-wise?**

The college offers bridge courses to meet the different deficiencies noted among the slow learners. Regional and English language speaking courses are conducted as a remedial drill.

**2.2.5 Has the institution conducted any study on the academic growth of students from disadvantaged sections of society, economically disadvantaged, differently-abled, etc.? If yes, what are the main findings?**

Information on the academic growth of above said sections of society is collected after every internal and final examination at the end of each academic year. It is analyzed and necessary steps are taken for their improvement.

Information on obtaining scholarships from  Government, Semi government and N.G.O's are given to these students.

Circulars regarding scholarships obtained from above  said bodies are displayed on general notice board and student's notice board. .

- Individual counseling and parental counseling is done.
- Individual attention is given by respective mentors.
- For differently-abled students facilities like lift is provided.

**2.2.6 Is there a provision to teach the local language to students from other states/countries?**

Yes. The Kannada classes are arranged for students from other states and countries. It helps them to improve language proficiency, interact with the patients for recording their case history and maintain a good rapport. Faculty, local students and nonteaching staff help in translating language to students and patients initially.



**2.2.7 What are the institution's efforts to teach the students moral and ethical values and their citizenship roles?**

Value based education is an integral part of our Institute's teaching learning activities. The students are encouraged to imbibe the moral values by experiential learning. RGUHS curriculum includes Ethics in Dentistry for both undergraduates and postgraduates. This helps the students to incorporate good moral and ethical values for their holistic development.

**2.2.8 Describe details of orientation/ foundation courses which sensitize students to national integration, Constitution of India, art and culture, empathy, women's empowerment, etc.**

The college has constituted student council, women empowerment committee and conducts awareness lectures on national integration, citizenship role, art and culture. Student's welfare association committee organizes programs on art and culture in which students actively participate.

Students are given opportunity to organize and take part in National festivals like Independence Day, Republic Day etc.

Onam celebrations are held annually in the college premises.

Women's grievance and redressal committee works for welfare of female students, teaching and non-teaching staff.

**2.2.9 Has the institution incorporated the principles of Life Style Modifications for students based on Eastern approaches in their day to day activities?**

The college initiates all round personality development of the learners. The college has conducted good number of guest lecturers on life style modifications such as - obesity management, preventing and living with blood pressure, diabetics, cardiac and cholesterol related diseases.

**2.2.10 Has Yoga/Meditation/any other such techniques been practiced by students regularly as self-discipline?**

The institute invites Yoga teachers or experts in field of meditation for guest lectures. The students are advised to practice yoga and meditation on regular basis. Workshop on meditation was conducted in the Institute for benefit of students and faculty.



**2.2.11 How does the institution attend to the diverse health issues (physical and mental) of students and staff?**

Health care facilities are free for the staff and students except medicinal cost and major institutional cost. Behavioural cell is present with a competent psychosocial person heading the unit who deals with day to day needs.

**2.2.12 Does the institution cater to the needs of groups / individuals requiring special attention by conducting group classes / special individual trainings / focused group discussion / additional training measures etc.?**

The slow learners are identified and group classes are taken for them. Individual attention is given by respective mentors in the departments. Special classes/tutorials and additional training measure like self and peer assisted learning measures are taken. Individual training during Preclinical / clinical hours for needy students is given.

- Compensatory demonstrations and clinical postings are given for students who remain absent for regular classes on medical reasons for long duration.
- Predecided topics are given to students, divided into groups of 7 to 8 members, encouraged and motivated to do group discussions and later cross group discussions during which any doubts and difficulties faced by student are solved by the facilitator.
- Clinical demonstration videos are shown.
- Model work and project works are assigned.
- Students are encouraged to participate actively in awareness programs, rallies and role-plays.
- Students are exposed to webinars to have interaction with experts.

**2.3 Teaching-Learning Process**

**2.3.1 How does the institution plan and organize the teaching-learning and evaluation schedules such as**

**\* academic calendar**

\* The affiliating university prepares academic calendars for all the programs. The concerned colleges are bound to comply to the academic calendars.



**\* master plan**

- The college while complying to the academic calendars provided by the affiliating university prepares to annual calendar of events incorporating academic, cultural, sports, extracurricular and examination activities

**\* teaching plan**

\* Teaching is planned and followed meticulously with the learner centered approach. The teachers use newer ICT enabled student- centric teaching methods to facilitate learning of the undergraduate as well as the post graduate students. Innovative methods of teaching e.g., The post graduate training program is divided into modules to monitor the proper progress of teaching learning activities. In the first module, they are trained in the applied aspects of the basic subjects e.g., anatomy, physiology, pharmacology etc. Simultaneously, the preclinical work is also taught to them. The students collect material and read about a particular preclinical exercise from the latest books and journals and e- library. The teacher monitors their work, discusses the clinical applications and corrections are suggested if any. This ensures their thorough knowledge of the important aspects of diagnosis/differential diagnosis, etiopathology and treatment of various conditions before they start the clinical work.

**\* rotation plan**

The III and IV year BDS students have two postings in each year on a rotation basis in various departments. The interns have to work in various departments on a rotation basis that helps them to work independently.

**\* course plan**

The department teaching plans are made by the respective heads of the departments in association with the faculty. The didactic interactive lectures and practical classes are planned for the entire academic session of the undergraduate students. The teachers are given the choice of selecting the topics of their interest. The undergraduate lesson plans are circulated to the students a week ahead of their classes. The students have to complete a minimum quota of work in each department to be eligible to appear for the final examinations.

**\* unit plan**

The units heads prepare unit plans and implement

**\* evaluation blue print**

This is prepared by the respective departments for assessment after tests and internal assessment examinations.



\* **outpatient teaching**

\* These are planned by each department and followed as per the schedule. The clinical teaching is given emphasis to ensure the basics of diagnosis and treatment are learnt properly by the students. Their training is planned and well organized to make them independent in taking decisions on diagnosis and evidence based treatment of various clinical problems by the end of their course.

\* They learn the clinical skills required for lifelong learning and knowledge management with ICT enabled learning methods. This ensures the competency of our students in management of all types of cases.

\* They are trained in case history recording, clinical examination, diagnostic aids and investigations, setting treatment goals, planning treatment, case presentations and executing treatment procedures. They learn to diagnose the cases with the basic as well as the latest diagnostic equipments and treatment modalities. The faculty gives demonstrations in the clinics after an interactive discussion on the clinical procedure with the students. Problem based projects are given to them and their progress is facilitated by the faculty. Interdisciplinary case presentations are done with all the faculty and postgraduate students to foster the comprehensive interdisciplinary management of complex cases.

\* In addition to excellent clinical training, the students are encouraged to conduct clinical research in various emerging subspecialties and interdisciplinary topics. The students are encouraged to publish their clinical and research work in peer reviewed journals. The students are taught to follow the values in treating patients

\* **in-patient teaching**

\* **clinical teaching in other sites**

The students learn clinical work by working at the satellite clinics too. They learn to work in the rural set up. They identify the problems of that population and give advice on how to improve their oral hygiene. The mobility of students between the institutes is planned for their exposure to a wide variety of clinical cases especially unique and complex cases. This improves their theoretical and practical knowledge. Our students get an opportunity to interact with other specialists and super specialists in their respective fields to enhance their clinical knowledge, competency and communication skills

\* **teaching in the community**

\* Camps are conducted regularly to screen the patients in the adopted schools and other





places. Teachers advice and monitor their activities. Well planned field visits to create awareness about the craniofacial and dental problems in the society that helps the students realize their social responsibility. They are trained to take part in counseling regarding quitting smoking and tobacco products and other carcinogens. They explain the adverse effects of these agents to the public in the vernacular language. The faculty also organizes street plays involving students to sensitize the public for these problems.

**2.3.2 Does the institution provide course objectives, outlines and schedules at the commencement of the academic session? If yes, how is the effectiveness of the process ensured?**

Yes. The respective departments provide the students with the specific course objectives at the beginning of academic session. The schedule of the preclinical exercises, tests, internal assessment examinations is also given at the commencement of the session. The effectiveness of the process is ensured by conducting the formative assessment exams. The preclinical work module is subdivided into smaller units to ensure proper learning in small groups.

**2.3.3 Does the institution face any challenges in completing the curriculum within the stipulated time frame and calendar? If yes, elaborate on the challenges encountered and the institutional measures to overcome these.**

No. The institution follows a blue print for the classes to be conducted. The lecture classes are taken regularly on the designated days and time to ensure coverage of all the topics well ahead of the final internal assessment examination. If a class cannot be conducted due to some unavoidable reasons, a compensatory class is taken.

**2.3.4 How is learning made student-centric? Give a list of participatory learning activities adopted by the faculty that contributes to holistic development and improved student learning, besides facilitating life-long learning and knowledge management.**

The institutes' emphasis on ICT enabled student-centric learning and an Holistic approach of Value based education not only improves their intellectual capabilities but also ensures their emotional, physical, spiritual and psychological well being.

**Interactive ICT enabled lectures for undergraduates** - They are taught by didactic lectures with PowerPoint presentations. Active participation of the students is encouraged.

**Self and peer assisted learning** – The advanced learners are engaged to assist the slow learners. The students are given case presentations, problem based projects, and home



assignments. The students also make the three dimensional models and posters as their projects. Seminars and journal clubs are conducted regularly. All these activities are done by the students and the teachers are facilitators. The postgraduate students are guided for preparing power point presentations of seminars and journal clubs. Seminars – the students on basic and advanced topics for improving their knowledge. Webinars are also accessed regularly.

**Research integrated teaching** to encourage research culture amongst the students. Journal clubs on research and clinical articles are conducted to improve their critical appraisal skills. Case discussions- the faculty act as facilitators and students develop critical thinking skills for diagnosis, differential diagnosis, treatment planning and treatment. Reflective learning is followed.

**Problem based projects** are given for acquisition of life-long learning skills. Clinical innovations to nurture their creativity and thinking skills. Evidence based dentistry is taught and practiced in the departments for knowledge management.

**Three dimensional models** are also shown before explaining about them. Simulations / Mannequins are used in the preclinical work. Objective assessment methods for evaluation of performance. MCQs are given at the end of the lectures or in tests so that they clearly understand the basics.

**Microteaching** is done for small group of students in the clinics and laboratories.

Interdisciplinary seminars, journal clubs and case discussions are also conducted once in a month. Interdepartmental presentations are also conducted to cover the latest methods of diagnosis and treatment.

**Publications** - the students are trained to write research/clinical articles as per the ICMJE guidelines and sent for publication in peer reviewed journals. Scientific presentations at national/ Zonal conferences – to nurture their scientific temper, academic progress and presentation skills.

**Co-curricular activities** are conducted at interdepartmental and intercollegiate level to nurture creative skills for their holistic development. Value based education is an integral part of the institutions' education policy. The goal of the institution is not only to encourage academic excellence amongst students but also imparting moral and ethical values to make them responsible and socially sensitive citizens. All the undergraduate and postgraduate students imbibe values of life that are essential for their holistic development through advice





from faculty, guest lectures and experiential learning.

**2.3.5 What is the institution's policy on inviting experts / people of eminence to augment teaching-learning activities?**

The institution invites experts from other institutions to give guest lectures and conduct workshops on various novel methods of diagnosis and treatment periodically following the academic calendar. This encourages students and staff to take up newer fields of research.

**2.3.6 Does the institution formally encourage learning by using e-learning resources?**

Yes. The students and faculty make use of the well equipped e- library facility (Helinet) regularly. The seminars of previous batches of students are kept in the department libraries. They have access to the webinars too. The students are given projects so that they can learn how to use e- library facilities to the maximum potential. Peer Assisted learning is followed and the advanced learners help the slow learners. The students interact with their batchmates and senior students to complete their projects.

**2.3.7 What are the technologies and facilities such as virtual laboratories, e-learning and open educational resources used by the faculty for effective teaching?**

Faculty members update themselves through various e -learning resources before teaching a particular topic. They make use of the Helinet facility of the Rajiv Gandhi University, Pubmed, Embase, Scopus, Cochrane Database Reviews and online peer reviewed journals and other open sources. Also subscribed to UGC – INFONET Digital library consortium ([www.inflibnet.com](http://www.inflibnet.com)). Content of good quality articles from various journals is added to make the lectures more informative and interesting.

**2.3.8 Is there any designated group among the faculty to monitor the trends and issues regarding developments in Open Source Community and integrate its benefits in the institution's educational processes?**

Yes. Each department has a designated group of faculty to update the developments in the open source community. The benefits of these are incorporated in the educational process by referring to the case reports of difficult or unique cases and novel methods of treatment in the journal clubs and seminars. Interesting research articles are also discussed in detail by the faculty and students.



**2.3.9 What steps has the institution taken to transition from traditional classrooms into an e-learning environment?**

All the seminar rooms have internet connection. The students and staff can access Pubmed, Pubmed Central, Embase, Helinet and related open source websites for cross references during the seminars and journal clubs. The videos of various diagnostic and treatment procedures are shown to the students in the classes.

**2.3.10 Is there provision for the services of counselors / mentors/ advisors for each class or group of students for academic, personal and psycho-social guidance? If yes, give details of the process and the number of students who have benefitted.**

Yes. There is a central mentoring system in the institution for the overall mentoring. The ratio of mentor and undergraduate students is 1:8 and postgraduates 1:1. In addition to this, each department has mentors for the students to identify the slow learners and A group of students have a mentor in each department. They not only take care of the academic progress, they also help the students in personal and psycho-social problems. They are counseled for various problems by their mentors and student welfare committee. They take help of the clinical psychologist for complex psychological problems. Most of the problems are efficiently solved by the mentors themselves. Academic guidance - The mentors in each department counsel the slow learners for improving their theoretical knowledge through remedial classes and home assignments. They are instructed to attend the classes regularly to understand the topics properly. The quality of their preclinical work is improved by giving them step by step demonstrations of the difficult exercises. The mentor discusses how to avoid mistakes in a particular clinical procedure before they start the work and monitors every step for efficient treatment. They are counseled to maintain a good rapport with their patients. They are taught the skill of answering the questions appropriately in the examinations.

They counsel all the students, especially advanced learners regarding pursuing higher education, taking national and international peer reviewed examinations, setting up private practice and its management, the need for upholding the integrity, ethical and moral values of the profession. The mentors identify and nurture their skills to make them confident and competent professionals.

Personal and psycho-social guidance - The students with psychological problems have been benefitted to a great extent by this mentor system. These problems are more common among the first year B.D.S and M.D.S students. Some students due to their personal and/or



preexisting psychological problems, find it difficult to get acclimatized to the new environment and are unable to cope with the needs of the academic curriculum. Hence they cannot concentrate on the work and keep pace with others that further accentuate the problem. Their mentors listen to their problems patiently and find solutions. They are encouraged to work without any time bound assignments at their own pace under their mentor's supervision till they overcome their problems.

Number of students benefitted by the mentor system - All the UG and PG students.

**2.3.11 Were any innovative teaching approaches/methods/practices adopted and implemented by the faculty during the last four years? If yes, did they improve learning? What were the methods used to evaluate the impact of such practices? What are the efforts made by the institution in giving the faculty due recognition for innovation in teaching?**

The innovative teaching approaches are encouraged by the head of the institution and heads of the departments. The innovative posters and three dimensional models are made by the students under the guidance of faculty and used for teaching the students. The faculty prepares power point presentations on their topics, deliver the lectures effectively through LCD projectors and the audiovisuals are used to enrich the knowledge of our students.

They are taught beyond the syllabus. They present clinical innovations in scientific conferences. The students are encouraged by the faculty to participate in debates on controversial topics. Small groups of students are given various topics of different weightages and engaged in group discussions. OSCE/OSPE, Problem based learning are initiated. Faculty encourage peer assisted and self directed learning of students on the must know, desirable and nice to know topics.

They are given problem based projects, case discussions and presentations in updated format following the paradigm shifts in diagnosis and treatment.

**2.3.12 How does the institution create a culture of instilling and nurturing creativity and scientific temper among the learners?**

The faculty encourages students to present scientific posters, research/ clinical papers and table clinics in the conferences and conventions. They select the topics of their interest for these projects and work hard to the best of their ability. The post graduate students are given other research projects in addition to their dissertations. They are encouraged to think



independently and make new innovations in diagnostic aids, preventive and treatment procedures. This encourages and improves their critical appraisal skills. The patients are benefitted by many of these projects.

**2.3.13 Does the institution consider student projects mandatory in the learning program? If yes, for how many programs have they been (percentage of total) made mandatory?**

\* **number of projects executed within the institution**

\* **names of external institutions for student project work**

\* **role of faculty in facilitating such projects**

\* Yes. The post graduates have mandatory projects as per RGUHS guidelines. Number of projects executed within the institution – 15+25+23+12+15+15

1. Win-Gene Biotech Research lab
2. Karnataka Cancer Society, Bangalore
3. Santhosh diagnostics, RT Nagar, Bangalore
4. Eugen lab
5. The Oxford Dental College, Bangalore
6. Centre for Nanoscience, IISC, Bangalore
7. Dept. of Instrumentation Physics, IISC, Bangalore
8. Oral D Diagnostics, Bangalore
9. Analytic Research & Metallurgical Laboratories Pvt Ltd, Electronic city, Phase I, Bangalore.
10. Poornaprajna Institute of Scientific Research (PPISR)
11. Mahaveer Jain Hospital
12. New Horizon Hospital
13. Indian institute of science(IISC), Bangalore.
14. Pascal International Inc
15. Bharath Nursing Home
16. Sri Ramachandra University, Chennai
17. Manipal Institute of Regenerative Medicine, Bangalore.
18. Department of Oral Pathology, MRAmbedkar Dental College, Bangalore.
19. Central Manufacturing Technology Institute, Tumkur Road, Yeshwantpur Suburb, Bangalore



**Role of faculty in facilitating such projects** - The institution regularly interacts with other reputed institutions for transdisciplinary project works of students. The external institutions for postgraduate students project work are selected by the concerned faculty based on the topics of projects. The faculty initiates the discussion on the project work with the concerned faculty in the external institution that is followed up by the students. The faculty supervises the project work on a regular basis and discusses the problems faced by the students. They provide valuable guidance to the students for completing their projects efficiently.

**2.3.14 Does the institution have a well qualified pool of human resource to meet the requirements of the curriculum? If there is a shortfall, how is it supplemented?**

Yes. The apex body, Dental Council of India has made it mandatory to have a minimum pool of human resources necessary prior to giving approval for starting undergraduate and postgraduate courses. There is no shortfall of human resources to meet the requirements of the undergraduate and postgraduate curriculum

**2.3.15 How are the faculty enabled to prepare computer-aided teaching / learning materials? What are the facilities available in the institution for such efforts?**

The entire faculty is well versed with the computers and has their own laptops and tablets. They prepare interesting audiovisual lectures on various topics. The institution has a well equipped digital library to assist faculty in their endeavors. The digital library has the Helinet facility of Rajiv Gandhi University of Health Sciences. This facility provides access to numerous e- journals. Also the institution has subscribed to UGC- INFONET Digital library consortium ([www.inflibnet.com](http://www.inflibnet.com)). The central library is well equipped with the library software, latest books and journals. The faculty has access to computers with internet, scanner and printer facility. They download the teaching material from Helinet and various open resources from the digital library. All the departments have computers with internet facility for faculty.

**2.3.16 Does the institution have a mechanism for the evaluation of teachers by the students / alumni? If yes, how is the evaluation feedback used to improve the quality of the teaching-learning process?**

The college has well established feedback mechanism. The students give feedback on teacher performance in the proforma design and development by the feedback committee. These



feedbacks are analyzed and actions are initiated. Students also give feedback on the infrastructure, teaching learning, courses and programs. Using these feedbacks the infrastructure required for teaching learning is evaluated and actions initiated.

**2.3.17 Does the institution use telemedicine facilities for teaching-learning processes?**

**If yes, cite a few instances.**

Under process - However the video facilities such as SKYPE is being used

**2.3.18 Does the institution utilize any of the following innovations in its teaching-learning processes?**

**\* ICT enabled flexible teaching system.**

\* The college has constituted a committee for ICT and smart classes. The college provides state of the art, IT and WIFI facilities. Students used the internet facilities and also the flexible teaching learning system provided in the college.

**\* Reflective learning.**

\* Reflective learning is practiced in case based learning and learning by doing practical's and are actual treatment of patients. Students have the autonomy to express their views and clarify their doubts.

**\* Simulations.**

\* Students practice and use simulations for better learning. Few such simulations provided are phantom head in conservative and endodontic and computer aided simulations are provided for advanced teaching.

**\* Evidence based medicine.**

\* The college has initiated evidence based dentistry and is being developed.

**\* Emphasis on development of required skills, adequate knowledge and appropriate attitude to practice medicine.**

\* The affiliating university has meticulously revised syllabus in each subject and all through the programs. The required skills an adequate knowledge appropriate attitude to practice dentistry are included.

**\* Problem based learning (PBL).**

\* The curriculum committee of all the departments evaluate in curriculum regularly. Any recent advances of the subject is included as problem based learning, enrichment courses or





as value adding courses.

\* **Student assisted teaching (SAT).**

\* The college practices student assisted teaching.

\* **Self directed learning and skills development (SDL).**

\* The college provides various platforms for self directed learning. Student can avail facilities of Library, Internet, WIFI facilities, Seminar, Workshop, Dissertations, Journal Clubs and such other activities.

\* **Narrative based medicine.**

\* Narrative based dentistry is practiced in day to day teaching learning practices

\* **Medical humanities.**

\* The college has established behavior cell and provides professional ethics session which deal with medical humanities

\* **Drug and poison information assistance centre.**

\* NA

\* **Ayurveda practices.**

\* NA

\* **Yoga practices.**

\* The college has conducted workshop demonstration on yoga practices.

\* **Yoga therapy techniques.**

\* NA

\* **Naturopathy and practices - NA**

**2.3.19 Does the institution have an Electronic Medical Records facility, staffed by trained and qualified personnel? Is it used for teaching-learning process?**

Yes. All the departments have maintained e-records that are available for teaching and learning. The entire teaching faculty responsible for maintenance of records is also ICT enabled. This helps in meticulous maintenance of the documents. The medical records are used by the faculty for teaching learning process. All the medical records which include photographs and radiographs are stored in digital format by the doctors who are in- charges of the patient from the beginning to the completion of treatment.

**2.3.20 Does the institution have well documented procedures for case sheet writing, obtaining informed consent and the discharge process of the patients?**

Yes. Each department has its own standard procedure.



**2.3.21 Does the institution produce videos of clinical cases and use them for teaching-learning processes?**

Yes. Interesting video clips of special cases are made for diagnosis and treatment. The same are shown for teaching various clinical procedures. The faculty discusses the important aspects of the procedure interactively.

**2.3.22 Does the institution perform medico legal/post-mortem procedures with a view to train the undergraduate and post-graduate students in medico legal procedures?**

Yes

**2.3.23 Does the institution have drug and poison information and poison detection centres? How are these used to train the students?**

No

**2.3.24 Does the institution have a Pharmacovigilance / Toxicology centre /clinical pharmacy facility / drug information centre/Centre for disease surveillance and control/Prevention through Yoga/Promotion of positive health/Well-equipped Psychology Laboratory/ Naturopathic diagnostic centre, etc.?**

The institution is dental college affiliated to university of health sciences. Such provision is more applicable to medical sciences.

**2.3.25 Laboratories / Diagnostics**

**\* How is the student`s learning process in the laboratories / diagnostics monitored? Provide the laboratory time table (for the different courses).**

**\* Student staff ratio in the laboratories / diagnostics.**

\* The faculty monitors their work keenly in the laboratories / clinics. They check the progress of laboratory and clinical work after every step of the procedure. Students are given separate tables and phantoms heads to work with. Personal attention is given to every student.

The faculty supervise case history recording, examining the patients, regular discussion, demonstrations of the clinical procedures and by conducting regular test and viva. Throughout the course of treatment the progress in treatment of each patient in the clinics is monitored by the following table.

\* Name of the student (I/II/III MDS)

\* Student staff ratio in the labs/ diagnostics is 1: 5 for undergraduates.





- \* Student staff ratio in the labs/ diagnostics is 1: 1 for postgraduates
- \* The lab and clinics timetable for different courses are designed and followed as per RGUHS Curriculum.

**2.3.26 How many procedures / clinical cases / surgeries are observed, assisted, performed with assistance and carried out independently by students in order to fulfill learning objectives?**

Answered in 2.3.31 below

**2.3.27 Does the institution provide patients with information on complementary and alternative systems of Medicine?**

Yes. The Department of Conservative Dentistry and Endodontics has taken up research topics on curcumin and herbal root canal irrigants.

**2.3.28 What are the methods used to promote teaching-learning process in the clinical setting?**

The teaching – learning process is Student – centric with innovative methods of teaching. This process broadens their clinical perspectives and motivates them for lifelong self directed learning and ICT enabled knowledge management. The faculty follows a systematic approach for diagnosis and treatment planning and treatment in various departments. The students participate actively in the learning process and the faculty act as facilitators.

The students are given home assignments and discussions on various clinical topics.

Standard operating procedures are followed for the diagnostic and therapeutic procedures at our Institute.

Evidence based dentistry is followed in all the departments that is based on the sound clinical research methodology. They learn the skills of searching for the best evidence and critical appraisal of the clinical and research articles.

ICT enabled diagnostic records maintenance - After their preclinical training and prior to the clinical work, they are given demonstrations of case history and clinical examination in an interactive manner. They analyze the case records and discuss the cases in the powerpoint format. They use diagnostic videos too in some cases. They present their independently decided diagnosis, differential diagnosis and treatment plan and treatment alternatives to the faculty. Treatment alternatives if any are discussed too and the best suitable option for treatment is chosen. The other students also participate actively with their own ideas. This



process improves their critical thinking skills and ensures self directed and peer assisted learning.

Reflective and experiential learning is followed. Problem based learning has been initiated. OSCE/ OSPE have been initiated.

Viva cards for increasing objectivity of assessment. As a part of value based education, all the students imbibe the moral and ethical values. They are empathetic to the patients and maintain a good rapport with them. They follow discipline of time to treat their patients.

### **2.3.29 Do students maintain log books of their teaching-learning activities?**

Yes. The log books include records of all the teaching – learning activities of the students i.e., their preclinical work, clinical work with special cases treated and special procedures done, conferences and CDE programs attended, paper and poster presentations, publications and clinical innovations etc.

### **2.3.30 Is there a structured mechanism for post graduate teaching-learning process?**

Yes. The structured mechanism for post graduate teaching-learning process in all the departments is prepared as per the guidelines of the DCI and Rajiv Gandhi University. PG teaching modules are structured and the progress of the postgraduate work is monitored and evaluated on regular basis in all.

### **2.3.31 Provide the following details about each of the teaching programs:**

- \* **Number of didactic lectures**
- \* **Number of students in each batch**
- \* **Number of rotations**
- \* **Details of student case study / drug study**
- \* **Nursing Care Conference (NCC)**
- \* **Number of medical / dental procedures that the students get to see**
- \* **Mannequins / Simulation / skills laboratory for student teaching**
- \* **Number of students inside the operation rooms at a given time**
- \* **Average number of procedures in the ORs per week, month and year**
- \* **Autopsy / Post-mortem facility**

#### **Department of Oral Medicine**

Number of projects executed within the department. Names of external institutions for student project work.



Inter collaborative 4 projects done in Oral Medicine Department :

Dr. Navya.N. Swamy	Dissertation:“Determination of classical blood group from dental pulp tissue”	Win-Gene Biotech Research lab	Mr.Gulzar
Dr. Rahul Dev Goswami	Dissertation: Effectiveness of oral brush cytology in oral mucosal lesions in gutka chewers and smokers: a clinical study	In collaboration with ‘Karnataka Cancer Society’	Dr. Madhav Kulkarni
Dr. Sreelakshmi.N	Dissertation:comparative evaluation of c reactive protein and lipid and lipid in chronic periodontitis patient with and without cardiovascular disease	Santhosh diagnostics RT Nagar	Dr. Rekha Jha
Dr. Bhavana.T.V	Dissertation: Effect Of High Temperature On Extracted Unrestored & Restored Teeth: Radiographic & Macroscopic Examination-A Forensic Study	Eugen lab	Rajat

Departmental 9 Research projects done in Oral Medicine Department :

Year	Name	Thesis	Library Dissertation	Status
2012-2015	Dr. Noori	Dissertation:Age estimation using tooth pulp ratio in canine and premolars using radiovisiography	Autoimmune disorders	Completed
2012-2015	Dr. Navya.N. Swamy	Dissertation:“Determination of classical blood group from dental pulp tissue”	Red and white lesions	Completed
2012-2015	Dr. Jagadish.C.D	Dissertation:diode laser (980nm)therapy for oral lichen planus , oral leukoplakia, and early osmf ; a clinical study	Laser in dentistry	Completed
2013-2016	Dr. Rahul Dev Goswami	Dissertation: Effectiveness of oral brush cytology in oral mucosal lesions in gutka chewers and smokers: a clinical study	Orofacial pain	Ongoing
2013-	Dr.	Dissertation:comparative	Temporomandibular	Ongoing



**SRI**  
**RAJIV GANDHI**  
**COLLEGE OF DENTAL SCIENCES & HOSPITAL**

2016	Sreelakshmi.N	evaluation of c reactive protein and lipid and lipid in chronic periodontitis patient with and without cardiovascular disease	joint disorders	
2013-2016	Dr. Bhavana.T.V	Dissertation : effect of high temperature on extracted unrestored & restored teeth: radiographic & macroscopic examination-a forensic study	Stem cells: Health and disease	Ongoing
2014-2017	Dr. Shruthi. R	Dissertation:Comparative evaluation of efficacy of topical steroid and oral lycopene versus intralesional steroid, hyaluronidase and oral lycopene in the treatment of oral submucous fibrosis- an invivo study.	Advanced imaging techniques in dentistry	Ongoing
2014-2017	Dr. Keerthi. I	Dissertation: “Role of genetic damage in exfoliated cells from oral mucosa in individuals exposed to x-rays after panoramic radiography, lateral cephalogram and after full mouth intra oral periapical radiographs”- invivo study.	Oral cancer treatment modalities	Ongoing
2014-2017	Dr. Lakshmi Balraj	Dissertation: “Micronuclei: A prognostic tool for monitoring cytogenic change in the buccal mucosa of smokers – an invivo study.”	Nanotechnology in dentistry	Ongoing

Laboratories /Diagnostics

	8.30-9.30 AM	9.30-10.30 AM	10.30-11.30 AM	11.30-12.30PM	12.30-1.30 PM	1.30-2.30PM	2.30-3.30 PM
--	--------------	---------------	----------------	---------------	---------------	-------------	--------------

**CHOLANAGAR, R.T. NAGAR POST, BANGALORE - 560 032, KARNATAKA**



**SRI**  
**RAJIV GANDHI**  
**COLLEGE OF DENTAL SCIENCES & HOSPITAL**

MON	Seminar	Discussion	Case discussion	Case discussion	L U N C H	Clinicals	Physiology
TUE	Journal club	Technique demo IO/EO	Clinical discussion	Clinical discussion		Clinicals	Pharmacology
WED	Discussion	Clinical discussion	Clinical discussion	Clinical discussion		Clinicals	Microbiology
THU	Seminar	Technique demo IO/EO	Clinical discussion	Discussion		Clinicals	Pathology
FRI	Discussion	Clinical	Clinicals	Clinicals		Clinicals	Biochemistry
SAT	Anatomy	Statistics	Clinicals	Clinicals	Clinicals		

I st Year MDS Time Table

2<sup>nd</sup> Year MDS Time Table

	8.30-9.30 AM	9.30-10.30 AM	10.30-11.30 AM	11.30-12.30PM	12.30-1.30 PM	1.30-2.30PM	2.30-3.30 PM
MON	Seminar	Discussion	Case discussion	Case discussion	L U N C H	Clinicals	Clinicals
TUE	Journal club	Clinicals	Clinical discussion	Clinical discussion		Clinicals	Clinicals
WED	Discussion	Clinicals	Clinicals	Clinicals		Clinicals	Clinicals
THU	Seminar	Clinicals	Clinical discussion	Discussion		Clinicals	Clinicals
FRI	Discussion	Clinical	Clinicals	Clinicals		Clinicals	Clinicals
SAT	Clinicals	Clinicals	Clinicals	Clinicals	Clinicals		

III Year MDS Time Table :

**CHOLANAGAR, R.T. NAGAR POST, BANGALORE - 560 032, KARNATAKA**



	8.30-9.30 AM	9.30-10.30 AM	10.30-11.30 AM	11.30-12.30PM	12.30-1.30 PM	1.30-2.30PM	2.30-3.30 PM
MON	Seminar	Discussion	Case discussion	Case discussion	L U N C H	Clinicals	Clinicals
TUE	Journal club	Clinicals	Clinical discussion	Clinical discussion		Clinicals	Clinicals
WED	Discussion	Clinicals	Clinicals	Clinicals		Clinicals	Clinicals
THU	Seminar	Clinicals	Clinical discussion	Discussion		Clinicals	Clinicals
FRI	Discussion	Clinical	Clinicals	Clinicals		Clinicals	Clinicals
SAT	Clinicals	Clinicals	Clinicals	Clinicals	Clinicals		

Undergraduate time table

Day	8:30-9:30 am	9:30-10:30 am	10:30 am to 12:30 pm	12:30 pm to 1:30pm	1:30 pm-3:30 pm
Mon	Oral Surgery (T)	General Surgery (T)	Oral Path, General Surgery Dental Clinics	Lunch	Dental Clinics
Tue	P and SD (T)	Pedodontics (T)	Oral Path General Surgery Dental Clinics		Dental Clinics
Wed	Periodontics (T)	Oral medicine(T)	Oral Path General Surgery Dental Clinics		Dental Clinics
Thurs	Orthodontic	General	Oral Path		Dental



	s (T)	Medicine(T)	General Surgery		Clinics
			Dental Clinics		
Fri	Cons Dentistry (T)	General Medicine (T)	Oral Path General Surgery Dental Clinics		Dental Clinics
Sat	Prosthodonti cs(T)	Oral Path	Gen Surg ery	Oral Path General Surgery Dental Clinics	

**Monitoring of learning process in the clinical:**

1. Chair side discussions are taken for routine and special cases.
2. Students are allotted time table for their respective case presentations which are evaluated by the staff .
3. Grading is done for the case presentations based on the criteria outlined by the University.

**Student staff ratio in the laboratories and diagnostics :**

Post Graduates : 9: 7 = 1.3 (9 postgraduates to 7 staff)

Undergraduates : 200 : 7= 28 (200 Undergraduates to 7 staff)

How many procedures /Clinical cases/surgeries are observed, assisted, performed with assistance and carried out independently by students in order to full fill learning objectives :

**List of 33 Clinical cases presented from 2011-2015 :**

Epulis fissuratum of Maxillary residual ridge, Epulis fissuratum of maxillary ridge, Candidiasis of tongue, Lichen Planus of Bilateral Buccal Mucosa, Drug Induced Gingival Enlargement

Oral Squamous Cell Carcinoma of Right Buccal Mucosa, Homogeneous leukoplakia, Residual Cyst in relation to 16, Tobacco pouch keratosis, Enamel hypoplasia secondary to fluorosis, Arteriovenous malformation, Amelogenesis imperfect, Cleidocranial Dysplasia, Partial Ankyloglossia , Cleft of soft palate, Oral Submucos Fibrosis, Congenital Lip pit, Oral Squamous Cell Carcinoma of Gingivobuccal sulcus, Mid-palatine cyst , Verruciform Xanthoma, Cavernous Heamangioma, Caplliary Hemangioma of upper lip, Benign spindle cell neurofibroma of lip

Dentegerous cyst in relation to 23, Incisive canal Cyst, Verruciform Xanthoma, Mucous extravasation cyst, Homogeneous lekoplakia, Oral submucous fibrosis, TUGSE, Eosinophilic spongiotic disease, Brown's Tumour, CA of floor of mouth





Number of Biopsy procedures : 90 Biopsies Per Year (Total 360 Biopsies between 2011-2015)

Provide the following details about each of the teaching programs:

1. Number of Didactic lectures : 70 classes per Year . Totally 280 classes between 2011-2015 have been taken
2. Number of students in each batch : 120 Students in Third Year and 75 students in Fourth Year BDS.
3. Number of rotations : 2 Clinical Postings Per Year
4. Details of student case study/ drug study :

Drug Studies :2014-2017	Dr. Shruthi. R	Dissertation:Comparative evaluation of efficacy of topical steroid and oral lycopene versus intralesional steroid, hyaluronidase and oral lycopene in the treatment of oral submucous fibrosis- an invivo study.
-------------------------	----------------	--

5. Nursing Care Conference : Not applicable
6. Number of medical / dental procedures that the students get to see.

#### **Dental Procedures:**

##### **Procedure**

Pulp vitality testing, Vital Staining , Incisional Biopsy , Excisional Biopsy, Punch Biopsy, Dental Intra Oral Imaging, Dental Extra Oral Imaging, Skull Radiography,

7. Mannequins/ Simulation/Skills laboratory for student teaching : are present
8. Number of procedures in the OR' s per week,month and year
9. Autopsy/Post mortem facility : Not applicable

#### **Department of ORAL PATHOLOGY:**

1. Under graduates are trained with routine as well as special staining techniques
2. Special stains like PAP, PAS and massons trichome
3. UGs will be shown slides on the screen in the classroom during practical hours along with slide discussion in the desktop with entire slide covering.
4. UGs are trained with ground section procedure using Arkansons stone.
5. DENTAL ANATOMY is explained with carving of teeth.



<b>MDS – First Year</b>					
<b>S.No.</b>	<b>Procedure</b>	<b>Observed</b>	<b>Assisted</b>	<b>Performed under assistance</b>	<b>Performed independently</b>
1	Case history	3			3
2	Carving, ground sections	1 set of per teeth 10 ground sections			1 set of per teeth 15 ground sections
3	Hematology	10			20
4	H & Estaining	15			20
5	DRAWING OF ALL oral, dental histology record Oral pathology lesion				completed

**II MDS & III MDS**

<b>S.No.</b>	<b>Procedure</b>	<b>Observed</b>	<b>Assisted</b>	<b>Performed under assistance</b>	<b>Performed independently</b>
1	Case history	3			15
2	Carving, ground sections	1 set of per teeth 10 ground sections			1 set of per teeth 15 ground sections
3	Hematology	10			70
4	H & Estaining	15			100
5	DRAWING OF				completed



	ALL oral, dental histology record Oral pathology lesion				
6	SPECIAL STAINS				30
7	SLIDE DISCUSSIONS				150-200

**Department of ORAL PATHOLOGY:**

- \* Number of didactic lectures–I BDS-50, II BDS-27, IIIrd year- 48 classes,
- \* Number of students in each batch – I BDS-100 IN 4 BATCHES, III yr – 70-80 3 BATCHES
- \* Number of rotations - 5; 2 times in 3rd and 1th years, 1 in internship
- \* Details of student case study – As per RGUHS Curriculum
- \* Number of medical / dental procedures that the students get to see- -
- \* Mannequins / Simulation / skills laboratory for student teaching- used
- \* Number of students inside the operation rooms at a given time --

**Department of Periodontics**

Procedure	III BDS				IV BDS			
	Observed	Assisted	Performed under assistance	Performed independently	Observed	Assisted	Performed under assistance	Performed independently
Hand Scaling	5	-	10	-	-	-	-	10
Ultra sonic Scaling	5	5	-	-	5	5	5	5
Case History taking	5	5	5	10	5	5	5	10
Demonstra	-	-	-	-	5	5	-	-



tion of all Surgical procedures								
--	--	--	--	--	--	--	--	--

MDS – First Year					
S.No.	Procedure	Observed	Assisted	Performed under assistance	Performed independently
1	Case history and treatment planning	3			3
2	Scaling and root planning and polishing (a. Hand (b. Ultrasonic)	3 3			48 45
3	Local Drug Delivery techniques				
4	Coronoplasty				
5	Minor surgeries: polyp excision Crown Lengthening Depigmentation Operculectomy Gingivectomy and Gingivoplasty Abcess drainage Splinting	3			3

MDS – Second and Third Year					
S.No.	Procedure	S.No.	Procedure	S.No.	Procedure
3	Periodontal surgical procedures	116		45	85
	Pocket therapy	30		3	
	a) Modified widman flap/ Access flap	10			
	b) Apically displaced flap				
	c) Coronally displaced.				
	d) Distal molar surgery				
	Muco-gingival surgeries	8			
	a. Techniques to increase the width of attached				





**\*Average number of procedures in the Operating rooms per week, month and year-**

**Per week :** 5-6 cases

**Per month :** 25 – 30 cases

**Per year :** 150- 200 cases

## **2.4 Teacher Quality**

### **2.4.1 How does the institution plan and facilitate its faculty to meet the changing requirements of the curriculum?**

The staff are encouraged to conduct and attend continuing dental education programs on newer topics in various fields of dentistry. They learn new technology, epidemiology, diagnosis and treatment modality related aspects there by keeping them abreast with the changing requirements of the curriculum. Calendar of events is formulated in the beginning of the academic year incorporating CDE programs in the changing trends and emerging concepts in the related topics.

### **2.4.2 Does the institution encourage diversity in its faculty recruitment? Provide the following details (department / school-wise).**

Department	% of faculty from the same institution	% of faculty from other institutions within the state	% of faculty from institutions outside the state	% of the faculty from other countries
Paedodontics& Preventive Dentistry	33.5%	66.5%	–	–
Periodontics	-	71.4%	28.6%	-
Orthodontics	-	100%	-	-
Public Health Dentistry	42.8%	42.8 %	14.28%	-
Conservative Dentistry	36.36%	36.36%	18.18%	-
Oral & maxillofacial Surgery	14.3%	85.7%	-	-
Oral medicine & Radiology	12.5%	75%	12.5%	-
Oral Pathology and Microbiology	16.6%	83.4%	–	–



Prosthodontics	20%	80%	-	-
----------------	-----	-----	---	---

**2.4.3 How does the institution ensure that qualified faculty are appointed for new programs / emerging areas of study? How many faculty members were appointed to teach new programs during the last four years?**

Associate dean human resource monitors the requirement of faculties and the other staff as per the regulatory and quality requirements. As and when new programs are introduced recruitment committee initiates the process and appoints needed human resource

**2.4.4 How many Emeritus / Adjunct Faculty / Visiting Professors are on the rolls of the institution?**

Nil - Not permitted by appropriate authorities

**2.4.5 What policies/systems are in place to academically recharge and rejuvenate teachers? (e.g. providing research grants, study leave, nomination to national/international conferences/seminars, in-service training, organizing national/international conferences etc.)**

The college has designated associated dean academic. The faculty development committee identifies the professional development needs of the faculties. Faculties attend their professional specialities conferences and academic deliberations by attending conferences. College also conducts continuing dental education programs. College conducts management lecturer series for effective and efficient administration through personality development session. Research facilities, working knowledge of computers, seed money work load emission for research are provided. Staff are encouraged to attend 1 National conference with or without paper presentation for which the cost of travel, accommodation (to a maximum of Rs.1000 /= per day) and registration are borne by the college management.

Study leave – Sabbatical leave provision is available..

**2.4.6 How many faculty received awards / recognitions for excellence in teaching at the state, national and international level during the last four years?**





Oral Pathology & Microbiology	2
Orthodontics & Dent facial Orthopedics	5
Oral Medicine and Radiology	9
Pedodontics & Preventive Dentistry	3
Periodontics	8
Conservative Dentistry and Endodontics	5
Prosthodontics, Crown & Bridge and Implantology	6
Total	38

**2.4.7 How many faculties underwent professional development programs during the last four years? (Add any other program if necessary)**

Faculty Development Programs	Number of faculty attended
Induction programs	
Re-orientation programs	
Refresher courses	
Capacity building programs	
Programs by regulatory / apex bodies	

The varied faculty development activities in last four years are -Sessions Chaired International 3 , Scientific Sessions Chaired National 22 ,, List of Guest /Invited Lectures/Resource Persons/Key Note Address 22 , Membership of Committees of University 13 , No. Of PG Guided 61 .Enrichment Courses 124, List of Approved Guides 48, List of On-going Projects 46, List of Projects Completed 40 , List of Problem Based Learning 29 , List of Journals Subscribed 173 , Dissertation Topic 75 , , List of Journal Clubs Conducted 653 , List of Seminars Conducted 691 ,Books and Chapters Authored 3 , Conferences Attended 298 , Conferences / Workshops Conducted 17,

**2.4.8 How often does the institution organize academic development programs (e.g.: curriculum development, teaching-learning methods, examination reforms, content / knowledge management, etc.) for its faculty aimed at enriching the teaching-learning process?**

- **Curricular Development and Teaching-learning methods:** Workshop on outcome based education, soft skills for better course delivery and curricular development programs



are organized. Examination reforms: Any information regarding changes in the examination norms under autonomy is disseminated to all departments and faculty members by the competent authorities.

- **Content / knowledge management:** Institute organizes several faculty development programs, seminars, workshops, conferences, symposiums in contemporary and novel areas to improve and update the knowledge of faculty members. Guest lectures are also organized under the departmental Society's activities and professional bodies of subjects and also under Indian Dental Association.

- Any other (please specify):

The institution organizes academic development programs once in two months.

#### **2.4.9 Does the institution have a mechanism to retain faculty? What is the annual attrition rate among the faculty?**

Yes. Based on the faculty performance toppers are retained. Depending on the special performance Assessment of the staff and the need and requirement promotions are given.

#### **2.4.10 Does the institution have a mechanism to encourage**

- \* **mobility of faculty between institutions /universities for teaching/research?**

- \* **faculty exchange programs with national and international bodies?**

**If yes, how have these schemes helped in enriching the quality of the faculty?**

Yes, The institution has encouraged the mobility of faculty to different institutions and universities for teaching and research programs and projects, which has brought about a drastic improvement in these aspects, with explicit work being carried out in research and teaching. Members of the faculty are encouraged to present guest lectures, be resource persons for seminars, conferences, training programs, workshops etc. This has facilitated the institute's objective of developing a diverse and vibrant faculty with an ability to deliver very effectively.

#### **2.4.11 Does the institution have well defined career advancement policy for Health Science professionals? If yes, outline the policy.**

Orientation program are conducted for interns & Postgraduate regularly. The institution conducts career counseling courses or programs every year for the benefit of students and promotes recruitment of staff studied from the same college and also assists in the placement



of the graduates of the institution into different institutions.

**2.4.12 How does the institution create synergies with other PG institutes for generating required number of specialists and super specialists?**

Eminent International and National Speakers, Researchers and clinicians from different coveted Institutions are invited for continuing Dental Education, Workshops, Hands-On, Guest Lectures and Demonstrations in various specialties and super specialties to the institution.

**2.4.13 Does the institution conduct capacity building programs / courses in subspecialties for its faculty?**

Capacity building programs such as seminars, workshops, symposium and conferences in different specialties and subspecialties are continuously being conducted throughout the year for its faculty.

**2.5 Evaluation Process and Reforms**

**2.5.1 How does the institution ensure that all the stakeholders are aware of the evaluation processes that are in place?**

The curriculum and calendar of events committee prepares college calendar and students diary which comprises of tentative dates of internal exams and university exams, last date for submission of marks to office and process of evaluation.

Periodic circulars are issued by the principal to supplement the plan of action. The curriculum and calendar of events committee work together to evaluate the implementation of decision taken up in periodic meetings.

Double evaluation process for the institute exams to avoid evaluation bias.

The evaluation blue print is shown to the students so that they are aware of the evaluation process before the examinations.

**2.5.2 What are the important examination reforms implemented by the institution? Cite a few examples which have positively impacted the examination system.**

Our institution is a recognized center for conducting theory exams of RGUHS. The institution has installed CCTV in all the examination halls and the students are made aware of this before starting the exam. This reduces the chances of discussion and copying.

The evaluation blue print is shown to the students so that they are aware of the evaluation



process before the examinations.

Single Coded answer booklet is issued to each student instead of additional sheets. This has a positive impact on the examination system.

Question papers are sent online from Rajiv Gandhi University of Health Sciences (RGUHS) on the day of exams.

The university sends the password through e-mail to the chief superintendent and deputy superintendent 30 minutes before the examination starts.

Question papers are downloaded from RGUHS university website in the presence of the observers and atleast two students who are taking the exams.

Use of electronic gadgets by students is banned in examination hall and premises.

**2.5.3 What is the average time taken by the university for declaration of examination results? In case of delay, what measures have been taken to address them? Indicate the mode adopted by the institution for the publication of examination results (e.g. website, SMS, email, etc.).**

Average time taken by the University for declaration of examination results is 20 to 40 days.

Examination results are displayed on website, college notice board, Email. To avoid delay in declaration of results, once theory exams are over, answer sheets are dispatched to university on same day. The university will scan the answer sheets and upload it online to different nodal centers for further evaluation process immediately.

In evaluation center, online evaluation is done and marks are uploaded online immediately to the university website. Our institution is a recognized Digital evaluation center for valuation of theory answer scripts. Practical exam marks are uploaded to the university website immediately after the exams.

**2.5.4 How does the institution ensure transparency in the evaluation process?**

Checking the students thoroughly for any malpractice.

Installation of CCTV cameras.

Internal assessment marks are displayed on notice board.

Showing the evaluated answer scripts to the students to check and ask doubts if any to ensure transparency and taking their signatures after every evaluation.

Average of the three internal asse



ssment marks is considered for the final internal assessment.

The marks of the practical/clinical examinations are uploaded to the RGUHS University website.

### **2.5.5 What are the rigorous features introduced by the university to ensure confidentiality in the conduct of the examinations?**

The institution has installed CCTV in the examination hall.

Coded answer booklets are given to students instead of additional sheets.

Question papers are sent online from Rajiv Gandhi University of Health Sciences (RGUHS) on the day of exams.

The university sends the password through e-mail to the chief superintendent and deputy superintendent 30 minutes before the examination starts.

Question papers are downloaded from RGUHS university website in the presence of the observers and at least two students who are taking the exams.

Use of electronic gadgets by students is banned in examination hall and premises.

An external observer and flying squad are designated for examination centers from university.

The examiners are chosen from different zones.

Three step evaluation procedure is followed by RGUHS.

### **2.5.6 Does the institution have an integrated examination platform for the following processes?**

**\* pre-examination processes – Time table generation, hall ticket, OMR, student list generation, invigilators, squads, attendance sheet, online payment gateway, online transmission of questions and marks, etc.**

**\* examination process – Examination material management, logistics, etc.**

**\* post-examination process – Attendance capture, OMR-based exam result, auto processing, result processing, certification, etc.**

Yes, all the above mentioned features are in existence as per the RGUHS guidelines and are being followed in the institution.

As per the university rules, evaluation of answer scripts is done through two evaluations. If the difference between the first and second evaluation is less than 15 marks then the average of the two evaluations is taken in to consideration. If the difference between the first and



second is more than 15 marks then the papers are sent to third evaluation. Third evaluation is made final.

The answer scripts are bar-coded.

The practical and viva exams are conducted by the university with two examiners, one internal and one external for U.G exams. For P.G exams two internal and two external examiners are appointed by RGUHS.

Introduction of Objective Structured Clinical Examination (OSCE), Objective Structured Practical Examination (OSPE) in the formative examinations.

Viva cards for objective assessment.

### **2.5.7 Has the university / institution introduced any reforms in its evaluation process?**

Rajiv Gandhi University of Health Sciences has started with Digital Evaluation of answer scripts to reduce the time in declaring the results.

### **2.5.8 What is the mechanism for redressal of grievances with reference to examinations? Give details.**

The student with grievances regarding the evaluation of the answer script can apply to the RGUHS for re-totalling of marks.

The student is permitted to have a look at xerox copy of the valued answer script if asked for.

The student can approach the concerned faculty of the institution for the feedback of answer script.

### **2.5.9 Does the institution have a Manual for Examinations and if yes, does it specifically take cognizance of examination malpractices by students, faculty and non-teaching staff?**

The examinations are conducted under strict supervision and external observers are appointed by the University to avoid malpractice by students, faculty and non-teaching staff.

### **2.5.10 What efforts have been made by the university to streamline the operations at the Office of the Controller of Examinations? Mention any significant efforts which have improved the process and functioning of the examination division/section.**

Confidentiality is maintained of all the operations at Office of the Controller of Examinations of Rajiv Gandhi University which helps in smooth functioning of the examination section.

Regular meetings are held with University authorities and college principals to suggest





improvement in the functioning of the examination section.

The following efforts have been made at the institution as per university guidelines:

Installation of CCTV cameras in the examination halls mandatory.

Examination centers must be fully equipped with computer and internet connection, printer and xerox machine.

Observer and flying squads are appointed by the university.

Each examination center has a Chief Superintendent, Deputy Chief Superintendent, Room superintendent to maintain the confidentiality and to improve the process of functioning of the examination division.

Answer booklets must be sent on the same day to the university.

**2.5.11 What are the efforts of the institution in the assessment of educational outcomes of its students? Give examples against the practices indicated below:**

**\* Compatibility of education objectives and learning methods with assessment principles, methods and practices.**

The education objectives and learning methods with assessment principles, methods and practices is in accordance with the regulations of Dental Council of India and Rajiv Gandhi University. The assessment methods are also uniformly followed by all departments. Practical skills taught are evaluated objectively through OSCE/OSPE in internal assessment exams.

**\* Balance between formative and summative assessments.**

Two internal assessments (Theory and Posting end), one mock examination (Theory and clinical), exactly similar to the final university exams followed by the summative examination. These examinations cover the syllabus taught during that period of assessment. Remedial teaching classes are organized for slow learners to improve their performance in examination

**\* Increasing objectivity in formative assessments.**

Objectivity is an important aspect of assessment. To increase objectivity in formative assessments departments conduct OSCE/OSPE examinations are conducted.

Use simulators, models in formative assessments.

Structured theory question paper





Structured marking system Viva cards.

\* **Formative (theory / orals / clinical / practical) internal assessment; choice based credit system; grading / marking.**

**Formative (theory / orals / clinical / practical) internal for UG assessed by marking**

I Year	Practical / Viva voce 2 Internal Exams + 1 mock exam.
II Year	Preclinical / Viva Voce, 2 Internal Exams + 1 mock exam.
III Year	Clinical / Viva voce, 2 end posting 2 internal exams + 1 mock exam.
IV Year	Clinical / Viva Voce 2 End posting , 2 Internal Exams + 1 mock exam.

**Formative Assessment For PG**

I Year	I Term paper
II Year	II Term paper
III Year	1 Mock exam 4 Theory papers + 1 Clinical

\* **Summative (theory / orals / clinical / practical).**

\* Summative assessments are conducted as part of Rajiv Gandhi University exams for BDS from first to final year as theory/practical/viva voce.

\* For MDS as theory/clinical/viva voce/pedagogy at the end of the Third year.

**Theory – structure and setting of question papers – Essays, long answers, shorts answers and MCQs etc. Questions bank and Key answers.**

The theory examination for BDS is structured as:

Long Essays – 2 x 10 = 20 Marks

Short Essay – 8 x 5 = 40 Marks

Short Answers – 5 x 2 = 10 Marks

MDS examination is follows:	
I Year	I Term paper
II Year	II Term paper
III Year	1 Mock exam 4 Theory papers + 1 Clinical



The theory examination for MDS is structured as 4 papers of 75 marks each.

Paper I, II and III consists of: Long Essays – 2 (2 x 20 =40) Short Answers –5 (5 x 7 =35)

Paper IV- An essay (1x75 =75)

Practical / clinical/ viva voce exams are conducted as per RGUHS scheme for both BDS and MDS students.

The department and the central library maintain a question bank of at least 10 years for students.

Adjuncts to regular formative assessments are conducted like MCQ's and OSCE/OSPE that will enable students to face summative exam more confidently for better educational outcome.

- \* **Objective Structured Clinical Examination (OSCE).** - Yes
- \* **Objective Structured Practical Examination (OSPE).** - Yes
- \* **Any other.**

#### **2.5.12 Describe the methods of prevention of malpractice, and mention the number of cases reported and how are they dealt with?**

The examinations are conducted under strict supervision and external observers are appointed by the Rajiv Gandhi University to avoid malpractice by students, faculty and non-teaching staff.

CCTV cameras are installed in the examination halls and surrounding areas

Through checking of hall tickets and students.

The cell phones and other electronic gadgets are not allowed.

No case of malpractice has been reported.

#### **2.6. Student Performance and Learning Outcomes**

##### **2.6.1 Has the institution articulated its Graduate Attributes? If so, how does it facilitate and monitor its implementation and outcome?**

Yes, the institution clearly articulates its Graduate Attributes. The students are sensitized to the attributes through institutional, social and professional inputs.

**Institutional Input:** Constantly monitoring students, assignment of mentor for students to identify their weakness and help them overcome their weakness.



**Social Input:** To inculcate empathy and a sense of social responsibility in students, encouraging participation in social awareness (Health education and promotion, HIV, Anti-tobacco), community screening and treatment camps, sensitizing students to special needs of pediatric and geriatric populations.

**Professional Input :** Development of critical thinking, problem-solving and innovative thinking through student engagement in workshops, group exercises and debates.

Development of presentation and communication skills through seminars, journal clubs, inter-departmental meets, table-clinics, pedagogies and case presentations.

Development of team work skills through group activities and multi- disciplinary approach to planning and treatment.

**2.6.2 Does the institution have clearly stated learning outcomes for its academic programs/departments? If yes, give details on how the students and staff are made aware of these?**

Yes, each department in the institution has clearly stated learning outcomes for its academic program. Most of these are common to all the departments with few modifications to meet the specific requirements of the respective departments. These learning outcomes of all the departments will be submitted to the college council, and the same will be discussed during academic planning at the beginning of the year. The learning outcomes are brought to the notice of students and parents through academic calendar and the same will be displayed in display boards of all the departments, curricular books and the college notice board.

**2.6.3 How are the institution's teaching-learning and assessment strategies structured to facilitate the achievement of the intended learning outcomes?**


Institution has its own mechanism to assess the student learning outcome and to implement the required changes to facilitate stated objectives which will constantly refine and improve the learning outcomes.



**2.6.4 How does the institution ensure that the stated learning outcomes have been achieved?**

The affiliated university with its different academic bodies like faculty of dentistry, academic council and board of studies evaluate the curriculum and clearly identifies the learning outcomes for all the courses and programs. While doing so follows appropriate regulatory guidelines of national affix body. The university with its mechanism for examination and assessment including formative and summative methods provides sufficient methods to know accomplishment of stated learning objectives.

*Any other information regarding Teaching-Learning and Evaluation which the institution would like to include.*



**Criteria III :  
Research,  
Consultancy  
& Extension**



**CRITERION III : RESEARCH, CONSULTANCY AND EXTENSION**

**3.1 Promotion of Research**

**3.1.1 Is there an Institutional Research Committee which monitors and addresses issues related to research? If yes, what is its composition? Mention a few recommendations which have been implemented and their impact.**

The college has constituted research committee involving few senior teachers and UG and PG students members.

**Current Recommendations:**

1. The committee recommended streamlining the process of Ethical Clearance (IEC) . Presently, IEC meets annually to review the research projects of faculty and students. The recommendations of the IEC are considered and there after the projects are forwarded to RGUHS for clearance.
2. The Research committee recommended to improvise strategies for selection of research articles for its in house journal “Dental Era”. Currently, the institute is using the “ Viper Software” to scrutinize articles for plagiarism.
3. Registration of the Institutional Ethics Committee with CDSCO (Central Drugs Standard Control Organization ) under Ministry of Health and Family Welfare has been recommended by the research committee. The process is under way for the registration.
4. Invitation to eminent people for conducting workshops and delivering key note lectures on topics related to research methodology and protocols has also been recommended. As a fall out of which a host of eminent personalities in the field of dentistry have delivering lectures in Sri Rajiv Gandhi College of Dental Sciences and Hospital.

The research committee, to enhance research among the students and faculties has made faculty research compulsory. All the faculties have identified their research topics and are cleared by ethical committee and research being perused by the faculty.

**2. Ethics Committee:**

The Ethics Committee comprises of the following members:

Sl no	Name	Qualification	Speciality	Role in IEC
1	Dr Silju Mathew	MDS	Orthodontics	Chairman
2	Dr Tejavathi Nagaraj	MDS	Oral Medicine and Radiology	Member



3	Dr Sarita Joshi Narayan	MDS	Periodontology	Member
4	Dr Akshay Shetty	MDS	Oral and Maxillofacial Surgery	Member
5	Dr Achut Devarhubli	MDS	Prosthodontics	Member
6	Dr Sreedevi D Ajith	MDS	Orthodontics	Member
7	Dr Kusum Valli	MDS	Conservative Dentistry	Member
8	Dr Hemavathy.S	MDS	Oral Pathology	Member
9	Dr Santhosh .T.Paul	MDS	Pedodontics	Member
10	Dr Arun Sasidharan	MD	General Medicine	Member
11	Dr B.P.P.Rathnam		Anatomy	Member
12	Mr Sunil	LLB	Legal Advisor	Member
14	Dr Munikrishnappa	MBBS	Social Worker	Member

**3.1.2 Does the institution have an institutional ethics committee to monitor matters related to the ethics of inclusion of humans and animals in research?**

Yes .

**3.1.3 What is the policy of the university to promote research in its affiliated / constituent colleges?**

The affiliate university, Rajiv Gandhi University of Health Sciences promotes research through its newly constituted Advanced Research Department. RGUHS promotes research among the faculty of dental colleges affiliated to RGUHS by means of providing research grants every year.

The department of Oral Medicine and Radiology has received research grants from RGUHS for the year 2016.

**3.1.4 What are the proactive mechanisms adopted by the institution to facilitate the smooth implementation of research schemes/projects?**

**a. Externally funded projects (both government and private agencies):**

- \* **advancing funds for sanctioned projects.**
- \* **providing seed money.**
- \* **simplification of procedures related to sanctions / purchases to be made by the investigators.**
- \* **autonomy to the principal investigator/coordinator for utilizing overhead charges.**
- \* **timely release of grants.**





- \* **timely auditing.**
- \* **submission of utilization certificate to the funding authorities.**
- \* **writing proposals for funding.**
- \* **any training given for writing proposals.**

**b. Institution sponsored projects:**

Proportion of funds dedicated for research in the annual budget :

Of the total budget every year , 0.5% to 2% is allocated for selected Research Projects.

Year	Heads of expenditure	Financial allocation	Utilization of funds
2012-2013	Student research ( Laboratory reagents, equipments, Testing in outsourced laboratory)Seminars,Conferences and Stationery		
2013-2014	Student research ( Laboratory reagents, equipments, Testing in outsourced laboratory)Seminars,Conferences and Stationery		
2014-2015	Student research ( Laboratory reagents, equipments, Testing in outsourced laboratory)Seminars,Conferences and Stationery	Rs 90,000	Rs 84,200
2015-2016	Student research ( Laboratory reagents, equipments, Testing in outsourced laboratory)Seminars,Conferences and Stationery	Rs 150000	Rs 1,18000.
2016-2017	Student research ( Laboratory reagents, equipments, Testing in outsourced laboratory)Seminars,Conferences and Stationery	Rs 300000	Yet to be utilized

Dept Of Pedodontics		
Sl. No.	Name	Research Grants
	Dr. Santhosh Paul	Rs 6900
	Dr. Umme Azher	Rs 7200



**SRI**  
**RAJIV GANDHI**  
**COLLEGE OF DENTAL SCIENCES & HOSPITAL**

<b>Dept Of Conservative Dentistry</b>		
	Dr. Abhinavdiwan	Rs 5000
<b>Dept Of Oral Surgery</b>		
	Dr. Deepika Kenkere	Rs 15000
	Dr. Adil Shafath	Rs 15000
	Dr. Vivek G K	Rs 12000
<b>Dept Of Omr</b>		
	Dr Tejavathi Nagaraj	Rs 9000
	Dr Pooja Sinha	Rs 5500
	Dr Durga	Rs 6600
<b>Dept Of Periodontics</b>		
	Dr Sarita Narayan	Rs 10000
	Dr Vijay Raghava	Rs 10000
	Dr. Aditi Bose	Rs 10000
<b>Dept Of Oral And Maxillofacial Surgery</b>		
	Dr Vaibhav N	Rs 15000
	Dr. Adil	Rs 13000
	Dr. Shiraz Pasha	Rs 10000
	Dr Kusum Valli	Rs 5000
<b>Dept Of Pedodontics</b>		
	Dr Santhosh Paul	Rs 5000
	Dr Mihir Nayak	Rs 5000
	Dr. Sushant A Pai	Rs 10000
	Dr. Keerthi R	Rs 10000
	Dr Smitha Gujjar	Rs 10000

\* [Availability of funding for research /training/resources.](#)

**CHOLANAGAR, R.T. NAGAR POST, BANGALORE - 560  
032, KARNATAKA**



**SRI  
RAJIV GANDHI  
COLLEGE OF DENTAL SCIENCES & HOSPITAL**

The institution provides research grants to selected research projects every year from every department. The breakup of the research grants awarded Department wise is as follows:

**For the year 2014-2015**

**\* Availability of access to online data bases.**

The Institution is a part of the RGUHS Helinet Consortium and has online access to journals, Medline database.

**3.1.5 How is multidisciplinary / interdisciplinary / transdisciplinary research promoted within the institution?**

**\* between/among different departments / and collaboration with national/international institutes / industries.**

**\* Total Number of Interdisciplinary research work**

SL NO	Department	Number of Research Programme
1.	OMRD	06
2.	OMFS	12
3.	Prosthodontics	04
4.	Pedodontics	02
5.	Periodontics	05
6.	Oral Pathology	03
7.	Conservative Dentistry	03
8.	Orthodontics	02
9.	Community Dentistry	0
	<b>Total No Research Programme</b>	<b>37</b>

**3.1.6 Give details of workshops/ training programs/ sensitization programs conducted by the institution to promote a research culture in the institution.**

SL NO	Department	Number of Programme Conducted
-------	------------	-------------------------------



1.	OMRD	02
2.	OMFS	08
3.	Prosthodontics	01
4.	Periodontics	01
5.	Pedodontics	02
6.	Oral Pathology	02
7.	Conservative Dentistry	04
8.	Community Dentistry	0
9.	Orthodontics	02
	<b>Total No Programme Conducted</b>	<b>22</b>

**3.1.7 How does the institution facilitate researchers of eminence to visit the campus? What is the impact of such efforts on the research activities of the institution?**

The institution promotes conduct of CDE programmes at departmental level and the departments are given all logistic support. The hospitality of the visiting speakers is taken care by the institution.

The impact of which is seen in the number of eminent personalities visiting the institution in the past 2 years.

**3.1.8 What percentage of the total budget is earmarked for research? Give details of heads of expenditure, financial allocation and actual utilization.**

The institution has allocated between 0.5 to 2% of the total budget every year for research. The detailed breakup of which is as follows:

Year	Heads of expenditure	Financial allocation	Utilization of funds
2012-2013	Student research ( Laboratory reagents, equipments, Testing in outsourced laboratory) Seminars, Conferences and Stationery		
2013-2014	Student research ( Laboratory reagents, equipments, Testing in outsourced laboratory) Seminars,		



	Conferences and Stationery		
2014-2015	Student research ( Laboratory reagents, equipments, Testing in outsourced laboratory) Seminars, Conferences and Stationery	Rs 90,000	Rs 84,200
2015-2016	Student research ( Laboratory reagents, equipments, Testing in outsourced laboratory) Seminars, Conferences and Stationery	Rs 150000	Rs 1,18000.
2016-2017	Student research ( Laboratory reagents, equipments, Testing in outsourced laboratory) Seminars, Conferences and Stationery	Rs 300000	Yet to be utilized

**3.1.9 In its budget, does the university earmark funds for promoting research in its affiliated colleges? If yes, provide details.**

Yes. The university provides research grants every year to all affiliate colleges for conducting research by the faculty.

The Department of Oral Medicine and Radiology at Sri Rajiv Gandhi College of Dental Sciences has received the financial grant from RGUHS for 2016. The grant has been provided to the Principal Investigator Dr Tejavathi Nagaraj, Professor and Head and Co investigator Dr H.N.Santosh, Senior Lecturer. A total of Rs 350000 (Three Lakh Thirty Five Thousand) has been awarded for the research on topic : Evaluation of Serum Hecpidin in Oral Submucous Fibrosis before and after administration of Oral iron.

**RGUHS Letter no: Adv.Res:Proposal D-44:2015-16 date 06/01/2016**

**3.1.10 Does the institution encourage research by awarding Postdoctoral Fellowships/Research Associateships? If yes, provide details like number of students registered, funding by the institution and other sources.**

No

**3.1.11 What percentage of faculty have utilized facilities like sabbatical leave for pursuit of higher research in premier institutions within the country and abroad? How does the institution monitor the output of these scholars?**

Yes. Sabbatical leave facility is made available for resesearch, and yet to be aviled by the faculty



**3.1.12 Provide details of national and international conferences organized by the institution highlighting the names of eminent scientists/scholars who participated in these events.**

Yes the college has conducted several CDE programs

**3.1.13 Mention the initiatives of the institution to facilitate a research culture in the below mentioned areas:**

**\* Training in research methodology, research ethics and biostatistics.**

The college encourages staff to participate in research methodology workshops conducted by RGUHS. The college had deputed Dr Umesh Yadalam, Dr Akshay Shetty and Dr Divya Reddy for the workshop on Research Methodology at RGUHS on August 25<sup>th</sup> and August 26<sup>th</sup> 2015.

**\* Development of scientific temperament.**

The institution encourages Departments to conduct CDE programmes so as to build a robust scientific environment. The details of the CDE programmes have already been mentioned.

**\* Presence of Medical / Bio Ethics Committee.**

The institution has a proactive Ethics Committee comprising of all Department Heads, Legal Advisor and Lay Person from the community, thus satisfying all the criteria of formation of ethics committee. The details of the ethics committee has been mentioned earlier.

**\* Research linkages with other institutions, universities and centers of excellence. (national and international).**

SL NO	Department	Number of Collaborative Agency
1.	Oral Medicine and Radiology	04
2.	Prosthodontics	04
3.	Oral and Maxillofacial Surgery	0
4.	Periodontics	08
5.	Conservative and endodontics	08
6.	Orthodontics	06
7.	Pedodontics	07



8.	Oral Pathology	08
9.	Public Health Dentistry	0
	<b>Total No Research Programme</b>	<b>45</b>

**\* Research programs in Basic Sciences, Clinical, Operational Research, Epidemiology, Health Economics, etc.**

In accordance with the guidelines of ICMR and CDSCO , a CDE was conducted on the topic “ Good Clinical Practice and Clinical Trials” on 21st November 2015.The guest speaker was Dr Padma.I, Professor and Head , Dept of Pharmacology, B.R. Ambdekar Medical College,Bangalore.

**\* Promotional avenues for multi-disciplinary, inter-disciplinary research.** - multi-disciplinary, inter-disciplinary research is followed all the departments

**\* Promotional avenues for translational research.**

**\* Instilling a culture of research among undergraduate students.**

Undergraduates are encouraged to be a part of the research programmes in the institution.Students are encouraged to take up internship programmes by ICMR (Short Term Studentship- STS) .Every year ICMR selects few undergraduates students doing internship or pursuing BDS for short research programmes for a period of 2 months . The Heads of the Department assign topics to BDS students and monitor them. This initiative started has started form this year for STS term of 2016. Besides, UG’s are required to submit project reports, charts , seminars in assigned topics to their respective departments.

**\* Publication-based promotion/incentives.**

The institution adheres to the rules laid down by DCI (Dental Council of India) for selection and promotion of candidates. As per the requirements, for promotion to the post of Reader minnum of 20 points is required, and for promotion to the post of Professor a total of 40 points is essential. All senior lecturers must possess atleast 15 points in their tenure of Senior Lecturership.

**\* Providing travel grant for attending national/international conference and workshops.**

Yes, travel grant including travelling allowance registration and accomdation is provided to all the faculty attending the conference and workshop





**3.1.14 Does the institution facilitate**

- \* **R&D for capacity building and analytical skills in product development like diagnostic kits, biomedical products, etc. for the national / international market**
- \* **Development of entrepreneur skills in health care**
- \* **Taking leadership role for stem cell research, organ transplantation and harvesting, Biotechnology, Medical Informatics, Genomics, Proteomics, Cellular and Molecular Biology, Nanoscience, etc.**
- \* The college is being post graduate dental sciences initiated research activities as applicable to the programs offered by the institution. However, the management has initiated central research unit with facilities. The college utilizes the same.

**3.1.15 Are students encouraged to conduct any experimental research in Yoga and / or Naturopathy?**

Relevant multidisciplinary research permitted as admissible by the program

**3.2 Resource Mobilization for Research**

**3.2.1 How many departments of the institution have been recognized for their research activities by national / international agencies (ICMR, DST, DBT, WHO, UNESCO, AYUSH, CSIR, AICTE, etc.) and what is the quantum of assistance received? Mention any two significant outcomes or breakthroughs achieved by this recognition.**

The college is recognized for research activities by AICTE

**3.2.2 Provide the following details of ongoing research projects of faculty:**

Provide the following details of ongoing research projects of faculty:

	<b>Year-wise</b>	<b>Number</b>	<b>Name of the project</b>	<b>Name of the funding agency</b>	<b>Total grant received</b>
<b>A. University awarded projects</b>					
Minor projects					
Major projects	2016	1	Evaluation of serum Hepcidin after oral supplementation of Iron in patients with Oral Submucous Fibrosis	RGUHS	350000



B. Other agencies - national and international (specify)					
Minor projects					
Major projects					

**3.2.3 Does the institution have an Intellectual Property Rights (IPR) Cell?**

In order to safeguard the research interests of the researchers, the institution is in the process of forming a IPR Cell(Intellectual Property Rights Cell).This committee will comprise of a Legal Advisor , Head of the Research Committee and the Institution Ethics Boards Chairman  
Legal Advisor

Head of Research Committee

Institution Ethics Committee Chairman

**3.2.4 Has the institution taken any special efforts to encourage its faculty to file for patents? If so, how many have been registered and accepted?**

A patent is a grant from the government which confers on the guarantee for a limited period of time the exclusive privilege of making, selling and using the invention for which a patent has been granted.

Patent Law - Salient Features

Both product and process patent provided

Term of patent – 20 years•

Examination on request

Both pre-grant and post-grant opposition

Fast track mechanism for disposal of appeals

Provision for protection of bio-diversity and traditional knowledge

Publication of applications after 18 months with facility for early publication

Substantially reduced time-lines

All staff and Post graduates are updated about the Patent act amendments of India .The researchers are encouraged to attend workshops and seminars pertaining to the patent acts of India.



**3.2.5 Does the institution have any projects sponsored by the industry / corporate houses? If yes, give details such as the name of the project, funding agency and grants received.**

None

**3.2.6 List details of**

**a. Research projects completed and grants received during the last four years (funded by National/International agencies).**

Research Projects Completed 40

**b. Inter-institutional collaborative projects and grants received**

**i) National collaborations**

**ii) International collaborations**

**3.2.7 What are the financial provisions made in the institution budget for supporting students' research projects?**

Financial provisions are made for student and faculty research in institutional budget

**3.3 Research Facilities**

**3.3.1 What efforts have been made by the institution to improve its infrastructure requirements to facilitate research? What strategies have been evolved to meet the needs of researchers in emerging disciplines?**

The college has constituted research committee. The institute makes every effort to provide advanced equipment to all departments. The institution provided training in working knowledge of computers and use of high end ICT facilities including internet and WiFi facilities. The library provides the state of the art journals specialtywise and also college is a member for Helinet consortium of the affiliating university

**3.3.2 Does the institution have an Advanced Central Research facility? If yes, have the facilities been made available to research scholars? What is the funding allocated to the facility?**

The college has established research cell. Answered above. The management provides seed money for faculty and student research



**3.3.3 Does the institution have a Drug Information Centre to cater to the needs of researchers? If yes, provide details of the facility.**

The college belongs to faculty of dent history and drug information centres in primitive forms is made available in department of medicine and surgery

**3.3.4 Does the institution provide residential facilities (with computer and internet facilities) for research scholars, post-doctoral fellows, research associates, summer fellows of various academies and visiting scientists (national/international)?**

The college has provided excellent computers, internet and WIFI facilities. These facilities are also provided across the campus and are made use by visiting academic associate and scientist.

**3.3.5 Does the institution have centres of national and international recognition/repute? Give a brief description of how these facilities are made use of by researchers from other laboratories.**

The departments maintain linkages with respective professional society and activities are implemented

**3.3.6 Clinical trials and research**

- \* Are all the clinical trials registered with CTRI (Clinical Trials Research of India)?
- \* List a few major clinical trials conducted with their outcomes.

SL NO	Department	Number of Few Major Clinical Trials Conducted
1.	OMRD	13
2.	OMFS	12
3.	PROSTHODONTICS	09
4.	CONSERVATIVE	06
5.	PERIODONTICS	10
6.	PEDO	21
7.	ORTHODONTICS	13
8.	ORAL PATHOLOGY	15



<b>9.</b>	COMMUNITY DENTISTRY	0
	<b>Total No Major Clinical Trials Conducted</b>	<b>99</b>

### **3.4 Research Publications and Awards**

#### **3.4.1 Does the institution publish any research journal(s)? If yes, indicate the composition of the editorial board, editorial policies and state whether it/they is/are listed in any international database.**

The institution has an in house journal published every 3 months named “ Dental Era”. The journal has an ISSN number 2348-361X and is available in hard copy.

Editorial board:

Patron: Dr P.Sadasivan

Editor In Chief: Dr Vaibhavi Joshipura

Assistant Editor: Dr Rajesh

Sub Editorial Members:

1. Dr Divya Redy
2. Dr Durga Rjaram okade
3. Dr Sudhakar Reddy
4. Dr Aditi Bose
5. Dr Mangala Jyothi
6. Dr Vimala Reddy
7. Dr Yashwanth Reddy
8. Dr Sowmya

Editorial Policy :

Dental Era is a peer reviewed dental journal published in print every 3 months once. The online version of the journal is available at [www.rgcgroup.org](http://www.rgcgroup.org) .The primary readership of the journal comprises of faculty and students from all the dental specialties. The journal gives prime importance to original research, advanced clinical techniques , reporting of rare cases and high impact reviews. The journal has a strict policy on plagiarism and infringement of copyrights.



**3.4.2 Give details of publications by the faculty and students:**

**\* Number of papers published in peer reviewed journals (national / international)**

<b>SL NO</b>	<b>Department</b>	<b>Number of National Publication</b>
1.	OMRD	23
2.	PROSTHODONTICS	2
3.	OMFS	10
4.	Conservative Dentistry	24
5.	PERIODONTICS	41
6.	PEDODONTICS	1
7.	ORTHODONTICS	12
8.	ORAL PATHOLOGY	45
9.	COMMUNITY DENTISTRY	5
	<b>Total No Publication</b>	<b>164</b>

<b>SL NO</b>	<b>Department</b>	<b>Number of Inter National Publication</b>
1.	OMRD	44
2.	PROSTHODONTICS	11
3.	OMFS	14
4.	Conservative Dentistry	2
5.	PERIODONTICS	9
6.	PEDODONTICS	1
7.	ORTHODONTICS	5
8.	ORAL PATHOLOGY	7
9.	COMMUNITY DENTISTRY	1
	<b>Total No Publication</b>	<b>39</b>



- \* **Monographs**
- \* **Chapters in Books**
- \* **Books edited**
- \* **Books with ISBN with details of publishers**
- \* **Number listed in International Database (For e.g. Web of Science, Scopus, Humanities International Complete, EBSCO host, Google scholar, etc.)**
- \* **Citation Index – range / average**
- \* **Impact Factor – range / average**
- \* **Source Normalized Impact per Paper (SNIP)**
- \* **SCImago Journal Rank (SJR)**
- \* **h-index**

H index:

Department	H Index			
OMRD		<b>Name</b>	<b>H index</b>	<b>Citation</b>
	1.	Dr. Tejavathi Nagaraj	H index- 1	Citation- 12
	2.	Dr. Leena James	H index- 1	Citation- 3
	3.	Dr. Durga Rajaram Okade	H index- 1	Citation- 3
	4.	Dr. Mahalakshmi I.P.	H index- 1	Citation- 1
	5.	Dr. Pooja Sinha	H index- 1	Citation- 1
	6.	Dr. H.N. Santhosh	H index- 1	Citation- 1
Conservative Dentistry	<b>Staff</b>	<b>H-index</b>	<b>No.Of Citations</b>	
	Dr.Kusum Valli S	3	40	
	Dr.Abhinav Diwan	0	0	
	Dr.Shiraz pasha	1	1	
	Dr.Deepak	0	0	
	Dr.Madhuri	0	0	
	Dr.Vimala Chaitanya	0	0	
Periodontics	<b>Faculty</b>	<b>h-index</b>	<b>Citations</b>	
	Dr. Sarita Joshi Narayan	1	6	
	Dr. Vaibhavi Joshipura	1	18	
	Dr. Umesh Yadalam	1	5	
	Dr. Vijay K Raghava	1	2	
	Dr. Aditi Bose	1	11	
Oral and	<b>Sl No.</b>	<b>Faculty Name</b>	<b>H-Index</b>	<b>Number Of</b>





Maxillofacial Surgery				Citations	
	1	Dr Akshay shetty.	H-Index- 1	No. of Citations- 3	
	2	Dr Sudhakar Reddy.	H-Index- 1	No. of Citations- 3	
	3	Dr Adil shafath.	H-Index- 1		
	4	Dr Vivek G.K.	H-Index- 1	Citations- 12	
	5	Dr Vaibhav N.	H-Index- 1	Citations- 2	
Oral Pathology	Sl no.	Faculty name	h-index	No. of citations	
	1	Dr S Hemavathy	4	30	
	2	Dr Yogesh T.L	2	18	
	3	Dr Nandaprasad	2	29	
	4	Dr Yashwanth A Reddy	0	0	
	5	Dr Sandesh M	0	0	
	7	Dr Nonitha S	0	0	
Orthodontics					
Pedodontics	Citation Indices				
	Faculty Name & Designation	Number of publications	Citations	h - index	i10 - index
	Dr. Santhosh T. Paul Professor & Head of Dept.	6	14	2	0
	Dr. Umme Azher, Reader	5	82, [78 (since 2010)]	4	2
	Dr. Divya C. Reddy, Reader	4	47 [36 (since 2010)]	3	2
Community Dentistry					

**3.4.3 Does the institution publish any reports/compilations/clinical round-ups as a part of clinical research to enrich knowledge, skills and attitudes?**

The college has created facility to publish institutional articles.



**3.4.4 Give details of**

**\* faculty serving on the editorial boards of national and international journals**

Department	Acievements
OMRD	<ol style="list-style-type: none"> <li>1. Dr Tejavathi Nagaraj Appointed as Associate Editor for Journal of Medicine Radiology Pathology and Surgery.</li> <li>2. Dr Tejavathi Nagaraj Appointed as Associate Editor for International Journal of Medical and Dental Case reports</li> <li>3. Dr Leena James is the reviewer of Dental Era</li> <li>4. Dr Leena James is appointed as the Radiation Safety Officer in 2014-2015.</li> <li>5. Dr Durga Okade appointed as the sub editor of Dental Era</li> <li>6. Dr H.N.Santosh is the reviewer for International Journal of Medical and Clinical Research from 2015.</li> <li>7. Dr Pooja Sinha is the reviewer for International Journal of Medical and Clinical Research from 2015.</li> <li>8. Dr Mahalakshmi I.P. appointed as sub editor of Dental Era in 2011-2012.</li> </ol>
Pedodontics	<ol style="list-style-type: none"> <li>a) Dr. Umme Azher- Reviewer (Journal of Applied Dental and Medical Sciences)</li> <li>b) Dr. Divya C. Reddy- Sub-Editor (Dental Era)</li> </ol>
Prosthodontics	<ul style="list-style-type: none"> <li>• Dental Era Journal- Internal reviewer –Dr Achut Devarhubli</li> <li>Sub Editor –Dr Keerthi.</li> <li>• Dhantha Bhaghya scheme-Nodal Officer-Dr Sushant Pai</li> <li>• EC member-IPS Bangalore Branch- Dr Achut Devarhubli</li> <li>• EC member-IDA Bangalore Branch- Dr Keerthi</li> </ul>
Conservative Dentistry	<p>Dr. Kusum Valli S- Member of board of ethical committee in Al-Ameen College of pharmacy, Bangalore.</p> <p>Dr. Shiraz pasha- Libyan Dental Journal – Reviewer</p>
Oral Pathology	<p>Dr Yashwanth A Reddy (Senior lecturer) – Member of editorial board of DENTAL ERA</p>

**\* faculty serving as members of steering committees of national and international conferences recognized by reputed organizations / societies**

**3.4.5 Provide details for the last four years**

**\* research awards received by the faculty and students**

Total 38 Awards received



\* national and international recognition received by the faculty from reputed professional bodies and agencies

Indicate the average number of post graduate and doctoral scholars guided by each faculty during the last four years.

**3.4.6 Indicate the average number of post graduate and doctoral scholars guided by each faculty during the last four years.**

Department wise number of dissertation ,year wise from 2010-2015					
dept	2014-2015	2013-2014	2012-2013	2011-2012	2010-2011
Oral Medicine and Radiology	3	3	3	-	-
Oral & Maxillofacial Surgery	3	3	3	-	-
Orthodontics	1	1	2	2	
Oral Pathology	3	3	3	-	-
Perio	4	3	2	-	-
Pedodontics	4	3	2	-	-
Prosthodontics, Crown & Bridge and Implantology	3	5	3	-	-
Public Health Dentistry				-	-
Conservative	3	3	3	1	-



**3.4.7 What is the official policy of the institution to check malpractices and plagiarism in research? Mention the number of plagiarism cases reported and action taken.**

The official policies of the institution to check the malpractices and plagiarism in research is strongly prevent and avoid such incidences. No such incidences are noted

**3.4.8 Does the institution promote multi/interdisciplinary research? If yes, how many such research projects have been undertaken and mention the number of departments involved in such endeavors?**

Most of the research student projects and post graduate dissertation are multi disciplinary are interdisciplinary. The college has all the dental departments and the medical departments through which multi disciplinary research. All the faculties of the various departments are identified a topic of research, approved by research committee and research initiated.

**3.4.9 Has the university instituted any research awards? If yes, list the awards.**

Many of the faculties and post graduate students have received awards for best paper and research activities. Faculties are identified and awards are given every year for faculty's contributions for research

**3.4.10 what are the incentives given to the faculty and students for receiving state, national and international recognition for research contributions?**

The research committee provides cash incentives to the faculty and students for their distinguished achievements at state national and international levels.

**3.4.11 Give details of the postgraduate and research guides of the institution during the last four years.**

Sl No	Department	Number Of Guide
1.	Omrdr	0
2.	Prosthodontics	0
3.	Periodontics	12
4.	Omfs	13



5.	Conservative Dentistry	12
6.	Oral Pathology	12
7.	Pedodontics	12
8.	Community Dentistry	0
9.	Orthodontics	12
	Total No Guide	73

### **3.5 Consultancy**

#### **3.5.1 What are the official policy/rules of the institution for structured consultancy? List a few important consultancies undertaken by the institution during the last four years.**

The institution provides consultancy services in diverse areas:

- The institution contributes faculty to the Dental Council of India for DCI inspection of other dental Colleges. This is essential to maintain the standards of dental education and services rendered by institutions across the country.
- Dental health screening and treatment camps are organized in association with local NGOs and other organisations such as BAWA foundation, Rotary Club, Lion's club, Karnataka Cancer Society, Parikrama, Sarvojana Seva Trust etc.

Department of Public Health dentistry is working in collaboration with BBMP which has set up 2 satellite dental clinic at Munnireddypalya and Ganganagar. A rural satellite dental clinic has been set up at

Singhanayakanahalli. The Department has adopted Kodigehalli Government School and villages of Mylappanahalli and Hongenahalli.

- Dental health screening and treatment camps are organized by Department of Public Health Dentistry in association with other departments and other local organizations. The local administrative bodies invite the faculty for conducting such activities and providing the requisite dental health services.

The institution is associated with Bangalore Baptist Hospital, Kidwai Memorial Institute of Oncology, Nimhans, Analytical Research and Metallurgical Laboratories Pvt Ltd, Azyme Biosciences, Institute of Aerospace Medicine, Centre for Nano Science and Engineering and KCG General Hospital for services, education and research purpose.



The institution is associated with the DantaBhagyaYojana Scheme by the State Government to deliver free complete dentures to senior citizens with BPL cards.

**3.5.2 Does the university have an industry institution partnership cell? If yes, what is its scope and range of activities?**

The college belongs to a health care sector under faculty of dent history. This college has community extension activity cell. All the departments provide their extended speciality services through dental camps. The camps are conducted on regular basis through public health dentistry departments. The nature of services are provided diseases prevention awareness and diagnosis and treatment by the specialities through public health departments. The college has conducted varies activities of health awareness, environment, citizenship role and institutional social responsibilities.

**3.5.3 What is the mode of publicizing the expertise of the institution for consultancy services? Which are the departments from whom consultancy has been sought?**

Institution has well maintained website which is updated regularly to show expertise available in different disciplines.

Institution encourages staff members to take guest lectures at schools, other institutions and for community in general—which, in itself publicizes about various aspects of dentistry.

Distributing handouts, leaflets to patients helps to increase awareness.

Every department has displayed many posters and models to further increase knowledge of patient and students.

**3.5.4 How does the institution utilize the expertise of its faculty with regard to consultancy services?**

Many staff members have rendered consultancy in their areas of expertise .

Many of the faculty members of the institution have also been invited as resource persons to deliver lectures at various forums in areas of general & specialized dentistry. The areas for consultancy cover almost all disciplines.



**3.5.5 Give details regarding the consultancy services provided by the institution for secondary and tertiary health care centers and medical / dental practitioners.**

Institution has three satellite units in Singanayakanahalli (rural centre), Ganganagar and Munnireddypalya in association with BBMP and they provide health care treatment and consultancy.

**3.5.6 List the broad areas of consultancy services provided by the institution and the revenue generated during the last four years.**

The institution provides consultancy to academic, social and government organizations on a complimentary basis as part of its academic and social obligation to the community.

**3.6 Extension Activities and Institutional Social Responsibility (ISR)**

**3.6.1 How does the institution sensitize its faculty and students on its Institutional Social Responsibilities? List the social outreach programs which have created an impact on students' campus experience during the last four years.**

The college has established committee for extension activities and institutional social responsibilities. In this committee students, faculties are members. A full time faculty is designated as extension officer. Numerous activities regarding health care, blood donation, citizenship role, environment and swatch Bharat activities are initiated. The community is sensitised regarding women empowerment, domestic violence, female foeticide and such other issues. Free of cost treatment is provided to all patients in dental camps through the mobile dental unit. Every type of dental therapeutic care the patient requires including out-patient treatment and hospitalization if necessary is provided with nominal charges through the submission of camp referral cards. In accordance with the principle of providing free incremental dental care to children, the department of Public Health Dentistry has adopted schools in the neighboring areas. The students are screened and appropriate dental care is provided. They are then regularly checked and incremental care is provided to the children requiring treatment. The various schools adopted by the department of Public health dentistry are: Kodigehalli Government School, Ashraya English School, Hebbal, Mamatha High School, Cholanagar, IQRA Nursery and Primary School, R.T Nagar. The Department of Public Health Dentistry has also adopted Imdad E Nisa Trust, Fraser Town, an old age home which takes care of the welfare of women.





Also there is mobile dental van of institution. This enhances extension activities of the Institution and benefits the community such that population living in remote and inaccessible areas of the district gets access to oral health education, screening and care.

The Department of Public Health Dentistry has conducted extensive school dental health education programs which includes the following: Periodic Oral health education using various health education aids. Free distribution and Supervised tooth-brushing technique along with demonstration on models. Atraumatic Restorative technique is followed in remote areas and camp sites where sophisticated equipment is not available. Anti-tobacco Counseling is provided. The department of public health dentistry conducts dental camps. regularly in collaboration with BAWA Foundation , Karnataka Cancer Society ,Tibetan youth association ,Lions club,Rotaryclub,e.t.c List of dental camps which includes a blood donation camp and oral health promotion is available in college. Dental camps are conducted in rural areas as well.Counselling of patients is carried out against tobacco and smoking habits. Camps are also conducted in collaboration with Rotaract and Lion's Club of Bangalore.The institution is associated with the Danta BhagyaYojana Scheme by the State Government to deliver free complete dentures to senior citizens with BPL cards from Doddaballapur.An anti-ragging workshop was held for students in our premises on March 2<sup>nd</sup> 2016 by the DCI member Dr Shiv Sharan Shetty.The institution is a member of the Indian Red Cross Society .

### **3.6.2 How does the institution promote university-neighborhood network and student engagement, contributing to the holistic development of students and sustained community development?**

- The Departments of Public Health Dentistry have conducted more than **250** camps wherein screening, oral health education and treatment if possible were provided in and around Bangalore. The camps are targeted at school children; special care need patients like the ones with visual impairment, mentally challenged and old age homes; bus drivers and conductors; thus leading to sustained development of the community. Many patients referred from the camp have reported to the department reflecting the success of these camps.
- Students engage in stress control and meditation workshops conducted by the faculty. Thus the institute is facilitating a holistic approach to life.



**3.6.3 How does the institution promote the participation of the students and faculty in extension activities including participation in NSS, NCC, YRC and other National/International programs?**

The institution conducts NSS activities by organizing screening and oral health education camps; The 3rd, 4th year under-graduate students, interns along with the respective teacher in charge conduct these programs at various places in and around Bangalore. They have actively participated in Pulse Polio Immunisation programs and Chikungunya awareness programs. Government schools were also targeted for screening by the Arogya Mission program organised by BBMP Cholanagar.

Faculty members, under- and postgraduate students participates in extension activities such as Multi-media based health education, Screening and health education and Health care service programs. The institution provides services using the mobile dental clinic, which ensure rendering of extension services in remote areas and students and faculty take benefit of the same. The institution actively participates in National programs like: Republic day.

Also international days are also celebrated by conducting awareness drives for the society like

- Anti-tobacco day.
- Oral Hygiene Day

**3.6.4 Give details of social surveys, research or extension work, if any, undertaken by the institution to ensure social justice and empower the underprivileged and the most vulnerable sections of society?**

A social survey has been conducted by the Public Health department at a slum area in Bangalore. Survey data included type of ownership, area type, type of structure, living facilities of the slums and their proximity to the nearest motor able road, primary school and hospital/health centre; change in the condition of slums during last five years etc. were collected. This has led to more awareness for need to give service to the underprivileged sections of the society. This has led to more than 150 oral health education camps being conducted and wherein free oral hygiene aids have been distributed. Posters on dental and health education have been distributed in various schools.



**3.6.5 Does the institution have a mechanism to track the students' involvement in various social movements / activities that promote citizenship roles?**

A CDE program was held on November 27<sup>th</sup> 2015 on Citizenship role and constitution of India by Mr. Nobel Gurumurthy.

A talk on Sexual Harassment and Women empowerment was also held.

**3.6.6 How does the institution ensure the involvement of the community in its outreach activities and contribute to community development? Give details of the initiatives of the institution that have encouraged community participation in its activities.**

The institute believes that the community is an equal partner in spreading awareness on oral health and disease. The departments routinely counsel parents and patients during their visit to the hospital, engaging them as participants in the process. Since the extension activities of the institution are highly successful and well-appreciated, the programs in one area are conveyed by the local community to those of adjoining and far-flung regions, thereby generating requests from diverse areas for oral health screening and treatment camps.

Department of Oral & Maxillofacial Surgery have conducted programs last year and this year on March 20<sup>th</sup> 2016 to raise awareness about road safety to dental as well as engineering students of Sri Rajiv Gandhi Group of Institutions.

**3.6.7 Give details of awards received by the institution for extension activities and/contributions to social/community development during the last four years.**

The institution has received several letters of appreciation and mementos from the local organizations (Rotary Club, Lions Club, Bawa Foundation, Karnataka Cancer Society, Central Bureau of Investigation CBI, Mother Dairy, CRPF, Border Security Forces, etc.) who had invited the institution to conduct the extension activities, following the completion of the oral health camps. Appreciation letters have been received from all the camps conducted so far.

**3.6.8 What intervention strategies have been adopted by the institution to promote the overall development of students from rural/ tribal backgrounds?**

Staff mentorship is encouraged by the institute. The Staff identify and counsel the students who have difficulties in language from time to time and encourage them to speak and write



in English. Their local language is used to set up a good student-teacher relationship. Anti-ragging laws are strictly implemented in the institution and hostels and anti-ragging squads conduct surprise checks in the campus to monitor the same.

**3.6.9 What initiatives have been taken by the institution to promote social-justice and good citizenship amongst its students and staff? How have such initiatives reached out to the community?**

Dental treatment is provided at a nominal cost .This approach has given a sense of promotion of social justice and good citizenship to the students and staff of the institution. Evidence and impact of this initiative of the management is recorded in the form of feedback of patients and letters of appreciation from NGO's, schools and organizations where camps have been conducted. These initiatives have led to an increase in patient flow in the institution and abundance of clinical material and research.

The institution is associated with the DantaBhagyaYojana Scheme by the State Government to deliver free complete dentures to senior citizens with BPL cards.

**3.6.10 How does the institution align itself with the annual themes/programs of WHO/ICMR?**

Anti –Tobacco Day is celebrated annually .

**3.6.11 What is the role of the institution in the following extension activities?**

All the followings questions are answered below at the end of the questions

- \* **Community outreach health programs for prevention, detection, screening, management of diseases and rehabilitation by cost effective interventions.**
- \* **Awareness creation regarding potable water supply, sanitation and nutrition.**
- \* **Awareness creation regarding water-borne and air-borne communicable diseases.**
- \* **Awareness creation regarding non-communicable diseases - cardiovascular diseases, diabetes, cancer, mental health, accident and trauma, etc.**
- \* **Awareness creation regarding the role of healthy life styles and physical exercise for promotion of health and prevention of diseases.**
- \* **Awareness creation regarding AYUSH Systems of medicines in general and / or any system of medicine in particular.**



- \* **Complementary and alternative medicine.**
- \* **Pharmaco economic evaluation in drug utilization.**
- \* **Participation in national programs like Family Welfare, Mother and Child Welfare, Population Control, Immunization, HIVAIDS, Blindness control, Malaria, Tuberculosis, School Health, anti tobacco campaigns, oral health care, etc.**
- \* **Promotion of mental health and prevention of substance abuse.**
- \* **Adoption of population in the geographical area for total health care.**
- \* **Research or extension work to reach out to marginalized populations.**

\* The college has constituted committee for extension activities and designated a full time extension officer. The activities include prevention, detection, screening and management of oral health care in children and rehabilitation by cost effective intervention. Through oral health care awareness education prevents the oral diseases. The institute undertakes screening of patients for oral health care involving school children. Several dental camps and held at mother dairy, CBI for creating oral health care awareness. The college has establish a public health dentistry museum which is being registered several patients and get awareness about sanitation, nutrition and oral health. Oral cancer awareness is being provided on daily basis. Diet counseling and oral health education is provided for pre-school children. The students and interns have actively participated in Chickungunya awareness program and pulls polio program.

The patients visiting the department of Public Health Dentistry and who have tobacco habits are explained about the various ill-effects of tobacco chewing/smoking, they are counseled against quitting the habit and ways in which they can maintain good oral hygiene are explained to them. Patient education is done with the help of oral hygiene kit, charts and models kept on display in the museum. The departments of Public Health Dentistry, Oral Medicine, Oral Surgery educate and counsel the public during prescription of medicine and drugs to prevent misuse and abuse of drugs and also tobacco.

Community outreach health programs for prevention, detection, screening, management of diseases and rehabilitation by cost effective interventions. The institute has a mobile dental clinic, conducts on an average at five oral health camps in a month. The department of Public Health Dentistry has recently adopted villages of Singhanayakanahalli, Honnenahalli and Mylanappanahalli .There are satellite dental clinics set up at Singhanayakanahalli (rural) and



BBMP clinics at Ganganagar and Munnireddypalya respectively. The department of Public Health Dentistry has adopted Ashraya English School, Mamatha High School and IQRA Nursery and Primary School, Kodigehalli Govt School.

**3.6.12 Do the faculty members participate in community health awareness programs? If yes, give details.**

Yes. Faculty members participate in a range of community health awareness programs like Oral Hygiene Day on August 1<sup>st</sup> every year to create oral hygiene awareness among the population.

**3.6.13 How does the institution align itself and participate in National program for prevention and control of diseases?**

The students and interneers have actively participated in Pulse Polio Immunization program and Chickungunya awareness program.

**3.7 Collaborations**

**3.7.1 How has the institution's collaboration with other agencies impacted the visibility, identity and diversity of campus activities? To what extent has the institution benefitted academically and financially because of collaborations?**

Collaborations with organizations, academic institutes, industry have given our students and staff to explore avenues of clinical research and basic research. The institute's collaborations with organizations, schools and orphanages, old age homes, have given our faculty and students a sense of social responsibility towards the society. Thus it has not only led to a multitude of research papers being published but also a lot of good work done in the field of oral care for the society.

**3.7.2 Mention specific examples of how these linkages promote**

**Curriculum development:** The college maintain linkages with advanced speciality hospitals in health care for teaching learning process through these linkages an advanced curriculum development facilities are provided.

**\* Internship**

The interns participate in different CDE programmes, including oral implantology and aesthetic dentistry courses, which are part of the national and international





collaborations. They also participate in research workshops, gaining invaluable pointers to research methodology.

### **On-the-job training**

External consultants who visit for CDE programmes, workshops etc disseminate their expertise, giving useful on-the- job training to faculty members of the institution.

### **Linkages with the University:**

The faculty of this institution like Dr. Umme Azhar , Dr. Navya R Shetty have attended RGUHS as resource persons for the Teaching Methodology workshops.

\* **Faculty exchange and development** : nil

#### **Research**

The institution encourages the faculty to conduct research actively.

#### **Publication**

Such research has led to various Publications

#### **Consultancy**

Our faculty is resource persons at national level workshops .

#### **Extension**

There has been an outreach by the institution in treating and screening patients of the socially weaker sections of the society. Also patients of orphanages, bus drivers, old age homes have been screened and treated for dental diseases.

There has been a constant support to the NGO group BAWA Foundation, Rotary Club , Lion's club ,etc. by way of visit to far off rural places and motivation to school children and teachers for proper maintenance of oral health, awareness of oral diseases and preventive of diseases.

#### **Student placement**

Career guidance webinars are arranged for the students to help them plan and pursue their careers after graduation.

#### **Any other (specify): nil**

**3.7.3 Has the institution signed MoUs or filed patents with institutions of national/international importance/other universities/ industries/corporate houses etc.? If yes, how have they enhanced the research and development activities of the institution?**





The institution has conducted an awareness program as to how to file a patent and a patent is filed.

MoUs have been signed with Government School Kodigehalli, Imdad E Nisa Trust (Old Age home), BBMP Ganganagar and Munireddypalya, Singanayakanahalli, Mylappanahalli, Hongenahalli for services.

MoUs are there with Baptist Hospital, KC General Hospital, KIDWAI

Post graduates have visited Analytical Research & Metallurgical Laboratories Pvt Ltd, Azyme Biosciences, Institute of Aerospace Medicine for research purpose.

There is a tie up with RGUHS as well since we got the examination centre for RGUHS.

### **3.7.4 Have the institution-industry interactions resulted in the establishment / creation of highly specialized laboratories / facilities?**

This has led to a lot of national and international publications. Examination Centre and Digital Valuation Centre of RGUHS has been set up in our institution.

### **SATELLITE CLINIC REPORT**

The Department of Public Health Dentistry has 3 satellite dental clinics.

1. BBMP Ganganagar
2. BBMP Munireddypalya
3. Singanayakanahalli

The above 2 clinics are in the vicinity of the college whereas the rural set up is at Singanayakanahalli ( Yelahanka ) The clinics are functioning from 9.30am to 2.30pm from Monday to Friday and 9.30am to 1.00pm on Saturdays.

All the 3 clinics are well equipped with a dental chair, X-ray unit, autoclave and other required instruments and materials to cater to the dental needs of the patient.

The internees along with a staff are being posted on a rotatory basis from the Department of Public Health Dentistry. The basic dental treatment is being rendered like fillings, scaling,



fluoride application and simple extractions. Complex cases which require intensive care are being referred to our college.

**3.7.5 Give details of the collaborative activities of the institution with the following:**

**\* Local bodies/ community**

The institution has a variety of collaborative activities with local bodies and the community; the institution also has collaborations with academic institutions and hospitals of the region. The college also makes collaborative activities with BBMP, local self government, Pan chats, orphanages, senior citizen homes, schools and jail for oral health care services and awareness programs.

**State government / Central government /NGOs**

Several NGOs reach out in its screening and awareness programs and takes help of treatment needs through services provided by the institution(the details are enclosed as list of camps sent earlier)

**\* National bodies** All the speciality departments maintain their collaboration with their national professional speciality associations.

**\* International agencies** nil

**\* Health Care Industry – Biomedical, Pharmaceutical, Herbal, Clinical Research Organization (CRO)** nil

**\* Service sector**


\* The Public health dentistry department of the institution collaborates with the local state transport drivers, garment factory workers , CRPF and CBI officials , corporate companies ,various factories etc. in oral screening, awareness and treatment needs.

**\* Any other (specify)**

**3.7.6 Give details of the activities of the institution under public-private partnership.**

The BBMP Clinics recognizes the institution as a charitable institute providing free treatment to one and all sections of the society.

*Any other information regarding Research, Consultancy and Extension, which the institution would like to include.* nil



**Criteria IV :  
Infrastructure  
& Learning  
Resources**



## **Criterion IV: Infrastructure and Learning Resources**

### **4.1 Physical Facilities**

#### **4.1.1 How does the institution plan and ensure adequate availability of physical infrastructure and ensure its optimal utilization?**

The college has designated associated dean administration, and a committee for infrastructure up gradation and maintenance plans and monitors the expansion, maintenance and optimal utilization of the infrastructure facilities. The college provides necessary such facilities as per regulatory requirements. A dedicated estate office, with its electrical, plumbing, civil works and horticulture departments, are fully functional. Any breakdown is reported to the above estate office, which is inspected and rectified at the earliest.

Sri Rajiv Gandhi college of Dental sciences is a part of Vishveshvaraya educational trust. Located in heart of Bangalore cholanagar Hebbal, the campus is spread over 5 acres of land with a built up area of 1.85 lakh Sqft, with 60% green cover. The infrastructure has been made available as per RGUHS and DCI norms. Any additional requirements or improvement on current facilities, are identified by the respective Heads of Dept. and this is forwarded by the Principal to the management for approval and execution.

The Infrastructure Facilities Available are:

- 6 well equipped lecture halls for 100 capacity with LCD projectors, and speaker system.
- Seminar halls in all PG departments with LCD as well as OHP projectors and seating capacity of 20.
- 7 Pre clinical labs for students in medical subjects as well as dental subjects having seating capacity from 60 -100.
- Central library with seating capacity of 550 having over print books 8163 back volumes 1022 with digital library in accordance with RGUHS.
- Auditorium with seating capacity of 500 with AV facilities and CCTV coverage, which also backs up as examination hall for 300 students.
- Campus is Wi-Fi enabled with 100mbps speed and up to 2000gb capacity.
- 100 bedded medical hospital on the campus.
- Dedicated parking facility for two wheelers and four wheelers.
- Round the clock security with surveillance cameras and – personel posted all over the campus.
- 24hr generator power back up with 165KV capacity.



**\* What is the mechanism for effective redressal of complaints made by patients?**

The college has established a systematic feedback mechanism patients feedback are collected from all the departments on regular basis. These feedback are analyzed and actions initiated for continuous improvement.

**Is there a prominent display of ante-natal, mother and child health care facilities? Yes**

**\* How does the hospital ensure dissemination of factual information regarding rights, responsibilities and the health care costs to patient and the relatives/attendants?**

Patients are given with all the treatment options including ideal options. And also cost of treatment, mode of payment is explained at the time of consultation. The concessions and free treatment options would be considered during calculation of the treatment service charges & receipts will be made for the treatment service charges paid by the patients to the hospital. The college publishes leaflet and displayed sign boards on patients rights

**4.1.2 Does the institution have a policy for the creation and enhancement of infrastructure in order to promote a good teaching-learning environment? If yes, mention a few recent initiatives.**

Yes, The institution is constantly striving to upgrade the facilities to the best available. Committees constituted like the Clinical material, library, Infrastructure, have periodic checks and also take feedback from the stakeholders, which is analyzed and discussed, so as to provide optimum solutions.

Near recent initiatives taken in view of infrastructure enhancement includes addition of a fully equipped cobalt chrome lab and ceramic lab to the existing one for better workload management. Upgradation of classrooms and labs to seat 100 students, Introduction of latest soft tissue lasers and operating microscopes for advance treatments.

The students also have been grouped under specific staff, who is the mentor and will actively participate in identifying the weakness and problems of the students. A separate foreign students committee has been set up for monitoring grievance redressal of foreign students. English language classes are also being conducted for students needing them.

**4.1.3 Has the institution provided all its departments with facilities like office room, common room and separate rest rooms for women students and staff?**

Yes



**4.1.4 How does the institution ensure that the infrastructure facilities are barrier free for providing easy access to college and hospital for the differently-abled persons?**

The college has provided ramps at the entrance for physically challenged and aged patients. All the floors having dental departments are well connected by elevator services and wheelchairs. All the departments are well equipped to manage the physically challenged efficiently.

**4.1.5 What special facilities are available on campus to promote students' interest in sports and cultural events/activities?**

The college campus is well equipped with sports facilities. A dedicated basketball and floodlit badminton court has been provided for the students. Apart from these, indoor facilities like table tennis, carrom, chess, also has been provided. Students are encouraged to take part in college sports and cultural activities. They are also urged to represent the college and university in various meets. The college cricket team has won many laurels for the institution.

**4.1.6 What measures does the institution take to ensure campus safety and security?**

Security has been of prime importance for the institution due to multinational spectrum of students. A well-reputed security agency has been appointed to secure the perimeter of the institution and CCTV cameras are placed at the strategic locations so as to cover maximum area under surveillance which is recorded 24/7 and can also be viewed real time on mobile devices by the administrator. Entry and exit of all vehicles is monitored by the security.

**4.1.7 Facility of Animal House**

- \* **Is animal house maintained as per CPCSEA guidelines?**
- \* **Whether records of animal house are maintained for learning and research activities?**
- \* **Does the animal house have approval for breeding and selling experimental animals as per CPCSEA guidelines?**

Not Applicable



**4.1.8 Provide the following details on the use of laboratories / museums as learning resources:**

- \* **Number**
- \* **Maintenance and up-gradation**
- \* **Descriptive catalogues in museums**
- \* **Usage of the above by the UG/PG students**

<b>Laboratories</b>	<b>Number</b>
Biochemistry lab	01
Under graduate and post graduate lab	01
Prosthodontics Pre-clinical under graduate and post graduate lab	03
Dental material lab	01
Conservative pre-clinical lab	02
Casting lab	01
Tissue processing lab	01
Under graduate lab	01
Pre-clinical under graduate and post graduate lab (PEDODONTICS)	02
Orthodontics under graduate and post graduate lab	03
Anatomy / histology	1
Dissection lab	1
Pharmacology	1
Microbiology / pathology	1
Biochemistry	1
Physiology	1
<b>Total</b>	<b>21</b>

- \* Museums
- \* A total of 3 museums are present in the departments of Oral pathology, Anatomy and General Pathology
- \* Maintenance and up-gradation
- \* Maintenance of the laboratories and the museum is undertaken by the respective department. AMC is taken for all the sophisticated department
- \* laboratory equipments and the upgradation is done by procuring advanced equipments as and when the need arises according to DCI.





- \* Descriptive catalogues in museums-YES
- \* Usage of the above by the UG/PG students
- \* Usages of the equipments are demonstrated to the students and models, charts are used as teaching aids for students. These are also used for educating patients about oral hygiene maintenance in community camps.

#### **4.1.9 Dentistry**

- \* **Dental chairs in clinic – specialty wise**

- \* **Total dental chairs**

Total number of dental chairs

Sl.No	Department	No of chairs
	Oral medicine and radiology	27
2	Prosthodontics	48
3	Orthodontics	29
4	Oral and maxillofacial surgery	46
5	Conservative and Endodontics	43
6	Periodontics	45
7	Pedodontics	31
8	Oral pathology	11
9	Community dentistry	16
	<b>Total</b>	<b>296</b>

- \* **Schedule of chair side teaching in clinics – specialty wise**

IV BDS – Monday: 9-30am to 12-30pm

Tuesday: 9-30am to 12-30pm and 1-30pm to 3-30pm

Wednesday: 9-30am to 12-30pm

Thursday: 9-30am to 12-30pm and 1-30pm to 3-30pm

Friday: 9-30am to 12-30pm and 1-30pm to 3-30pm

Saturday: 10-30am to 1-30pm

III BDS – Monday to Friday 1-30pm to 3-30pm



\* **Number of procedures in clinics per month and year**

\* **Facilities for dental and maxillofacial procedures**

**Oral medicine and radiology:**

- Procedures done in the department are incisional biopsies for which three sets of biopsy instruments are available
- Intraoral periapical radiographs are taken by the undergraduates in their 3<sup>rd</sup> and 4<sup>th</sup> year B.D.S using Carestream dental E speed intraoral films.
- The post graduates and X ray technician take the orthopantomogram, lateral cephalogram and other extraoral skull views using Orthophos XG Sirona digital equipment.
- For taking the extraoral radiographs manually, 100 KV machine, ALLERGERS, is available.
- For precision and accuracy of intraoral radiography, a digital radiovisiography (RVG)SCHICK company is being used.

**Prosthodontics:**

Separate air-conditioned implant clinic with 2 fully electronic dental chairs with x ray, facility, 3 different implant system kits are available for placing dental implants., Sinus lifting instruments for direct and indirect sinus lifting procedures., Air turbine hand piece for preparing teeth for fixed partial denture treatment., Instruments and materials for fabricating removable partial dentures, complete dentures and maxillofacial prosthesis., Laboratory facility for casting and finishing metal and separate air-conditioned ceramic lab for fabricating ceramic prosthesis., Plaster lab facility for making models and casts., Acrylic lab facility for fabricating acrylic prosthesis.,

**Periodontics:**

Supragingival scaling demonstration  
Subgingival scaling  
Polishing demonstration  
Subgingival scaling  
Local drug delivery  
Abscess drainage  
Splinting  
Excisions



Crown lengthening

Gingivectomy&Gingivoplasty

Operculectomy

Root coverage procedures

Increasing the width of attached gingiva

Ridge augmentation

Frenectomy&Frenotomy

Depigmentation

Periodontal flap procedures

Periodontal regenerative therapy

Bone grafts

Membrane

- Implant placement
- Guided bone regeneration

**Pedodontics:**

- Restorations
- Extractions
- Oral prophylaxis and fluoride application
- Pit and fissure sealants
- Pulp therapy procedures in primary teeth
- Root canal treatment in permanent teeth
- Regenerative endodontic procedures
- Apexification and Apexogenesis
- Management of traumatic injuries
- Stainless steel crowns
- Strip crowns
- Space maintenance
- Habit breaking appliances
- Minor surgical procedures
- Prosthetic rehabilitation
- Bleaching and microabrasion procedures

**Oral and maxillofacial surgery:**



- Minor oral surgery
- Impaction
- Implant
- Canine exposure
- Alveoloplasty
- Infection
- Space Infection
- ORN,
- osteomyelitis
- Maxillary sinus
- Oroantral fistula,
- sinusitis
- Nerve disorders
- Pathology
- Trauma
- Midface
- Mandible
- Orthognathic
- TMJ
- Salivary gland(referral centre)
- Oncology (referral centre)
- Cleft lip and palate(referral centre)
- Craniofacial(referral centre)
- Aesthetic facial surgery(referral centre)
- skull base(referral centre)

**Endodontics:**

- ROOT CANAL TREATMENT
- ROTARY ENDODONTICS
- RESTORATIONS (AMALGAM, GIC , COMPOSITE),
- BLEACHING,
- MICRO ABRASION,
- SURGERY (APICETOMY, CROWN LENGTHENING, PRF),



- CROWNS,
- MTA,
- BIODENTIN,
- INLAY & ONLAY,
- POST & CORE,
- DIRECT & INDIRECT PULP CAPPING,
- VENEERS.
- Regenerative Procedures.
- INTRA ORAL PERIAPICAL & BITEWING RADIOGRAPHS ARE TAKEN FOR DIAGNOSIS.
- FOR PRECISION AND ACCURACY OF INTRAORAL RADIOGRAPHY, A DIGITAL RADIO VISIOGRAPHY (RVG) IS USED.
- PULP VITALITY TEST LIKE ELECTRIC PULP TESTING, HOT& COLD TEST ETC ARE DONE FOR ACCURACY OF DIAGNOSIS.

#### **COMMUNITY DENTISTRY:**

Procedures done in the dental satellite clinic and dental mobile van are:

- Fluoride Applications
- Scaling
- Extractions
- Restorations
- Biopsy

#### **1. Mobile dental care unit:**

have a full-fledged mobile dental unit with 2 dental chairs for rendering oral health services like simple scaling and fillings to the target population during our outreach programs.

\* **Dental laboratories** - All the laboratories are prescribed by dental council of India are provided. The college complies to other regulatory guidelines also.

#### **4.1.10 Pharmacy -Not applicable**

- \* **Pharmaceutical Science Laboratories**
- \* **Museum for drug formulations**
- \* **Machine room**
- \* **Herbarium / crude drug museum**
- \* **Balance room**
- \* **Chemical store**



\* **Instrumentation facilities**

\* **Pilot plant**

\* **Computer aided laboratory**

**4.1.11 Yoga and Naturopathy -- Not applicable**

\* **Demonstration hall with teaching facility to cater to the needs of the students.**

\* **Diet Service Management Department**

\* **Yoga cum multipurpose hall for meditation and prayer**

\* **Solarium compatible for multimedia presentation**

\* **Mud Storage Unit**

\* **Outdoor Facilities - Walking track with reflexology segment.**

\* **Swimming Pool**

\* **Naturopathy blocks**

**4.1.12 Homoeopathy - Not applicable**

\* **Museum and demonstration room (Homoeopathic Pharmacy Laboratory, Pathology Laboratory, Community Medicine, Homoeopathic MateriaMedica, Organon of Medicine including History of Medicine)**

\* **Repertory with Computer Laboratory and Demonstration Room**

**4.1.13 Nursing - Not applicable**

\* **Nursing Foundation Laboratory**

\* **Medical Surgical Laboratory**

\* **Community Health Nursing Laboratory**

\* **Maternal and Child Health Laboratory**

\* **Nutrition Laboratory**

\* **Pre clinical Laboratories**

\* **Specimens, Models and Mannequins**

**4.1.14 Ayurveda - Not applicable**

\* **Herbal Gardens**

\* **Museum Herbarium**

\* **Panchakarma Facility**

\* **Eye Exercises Clinic**



- \* Kshara Sutra and Agni Karma Setup
- \* Ayurveda Pharmacy

**4.1.15 Does the institution have the following facilities? If so, indicate its special features, if any.**

- \* **Meditation Hall**
- \* **Naturopathy blocks**

As applicable to programs the college conducts , regularly meditation classes held for the students and faculty which is attended in large numbers

**4.1.16 Provide details of sophisticated equipments procured during the last four years.**

**DETAILS OF SOPHISTICATED EQUIPMENTS PROCURED DURING LAST 4 YEARS:**

**ORAL & MAXILLOFACIAL SURGERY**

Physio dispenser ,Oscillating saw ,Sinus lift kits, Loupes, Cleft surgery instruments, steotomy kit, Graft harvesting kit, Defibrillators, Fiber optic intubation kit, Electrocautery and Loupes

**ORTHODONTICS:**

<b>NAME</b>	<b>Availability</b>
Dental Chairs and Unit	30
Vacuum/Pressure Moulding Unit	1
Soldering torches	8
Lab Micromotor	6
Spot Welders	5
Model Trimmer(Double Disc)	2
Light Curing Unit	4
Polishing Lathes	3
Tracing Tables	6
Digital Camera	1
Computers with all accessories and software for orthodontic image manipulation	1





Scanner with transparency adapter	1
X-ray Veiwew	2 large, 4 small
O.H.P.	1
LCD Projector	1
Autoclave – microprocess based, Wet & Dry. High & Low Cycle	2
Vacuum mixer	2
Vibrators	3
Plaster dispensers	2
Dry Heat Sterilizer	1
Ultrasonic Scaler	5
Sets of Orthodontic Pliers	6
Orthodontic Impression trays	4 sets
Ultrasonic tray cleaner	2
Typodonts with full teeth set	6
Anatomical Articulator with face bow attachments	1
Three Plane Articulators	3
Hinge Articulators	5
Hydro soldering Unit	1
Electro polisher	1
Dolphin Software	1

### **ORAL MEDICINE AND RADIOLOGY**

1. Sony Cyber Shot camera with 4GB memory card and cable. Model no. DSC4610
2. Philips 22"TV 22PFL 2658/V7. S.No. 8712581695453
3. LG TV model SNo:408PLBLO13069
4. I/O camera- 2 in number
  - Best Cam ORC series, SONYable CCD sensor, flexiblesilastic cable.
5. RVG Schick company with CDR USB Remote



**CONSERVATIVE AND ENDODONTICS**

1. DENTAL MICROSCOPE (COSLAB).
2. RVG (SIRONA)
3. ELECTRIC PULP TESTER.
4. APEX LOCATOR.
5. MAGNIFYING LOOPS.
6. ENDO SONIC HAND PIECE – (MM 1500 ESHP) – 2
7. ENDO SONIC HAND PIECES WITH PHYSIO SALINE EQUIPMENT - 2
8. ENDOMAX CORDLESS ENDODONTIC HAND PIECE.
9. INJECTABLE GUTTA-PERCHA.
10. ULTRASONIC CLEANSER (13l).
11. AUTOCLAVES (20L FRONT LOADING CAPACITY WITH WET & DRY CAPACITY).
12. ENDO ACCESS OPENING KIT- DENTSPLY.
13. INTRA ORAL CAMERA.
14. SONY CYBER SHOT CAMERA WITH 4GB MEMORY CARD.
15. KAVO TORQUE CONTROL HAND PIECE.
16. AMALGAMATOR.
17. NEEDLE BURNER WITH SYRINGE.
18. GLASS BEAD STERILISERS .
19. HU FRIEDY ENDO EXPLORER.
20. HU FRIEDY ENDO EXCAVATOR.

**ORAL PATHOLOGY**

1. Binocular microscopes- 13
2. Stereomicroscope -3
3. Research microscope with attachments – dark field, polarised, phase contrast, digital camera with an adapter, CCD camera 5MP
4. Pentahead microscope- 1(Lawrence & Mayo)
5. Computer system with HP printers -2
6. Centrifuge
7. LG tv -1
8. Sony camera (14.1mp) -1
9. Semi autoanalyser for biochemical tests-1
10. Fully automated tissue microtome for sectioning 1
11. Microwave oven for decalcification of hard tissues- 1



12. Projection microscope with LCD -1

### **PEDODONTICS**

1. Sun Front loading autoclaves (B class) – 2 No
2. Shick RVG – 1 No
3. Ultrasonic cleaner – 1 No
4. Endomotor unit with Anthogyr hand piece – 2 No
5. Sumaxhydrosloeder – 1 No
6. Matrx Conscious sedation unit – 1 No
7. Pressure moulding machine – 1No
8. TPC Hand piece cleaning & lubricating system – 1 No
9. Bleaching unit – 1 No
10. Obturating unit (C fill, Guttaflow) – 1 each
11. Intraoral camera – 1 No
12. Pulse oximeter – 1 No
13. Magnifying Loupes – 3 no
14. Endodontic pressure syringe – 2 No
15. Electrocautery unit – 1 No
16. Max steam cleaner – 1 No

### **PERIODONTICS**

1. Laser unit
2. Electrocautery unit
3. Implant kit and Physiodispencer

### **PROSTHODONTICS**

1. Implant kits:
  1. HI – Tec
  2. Bio Horizon
  3. Alpha Bio
2. Sinus lift instruments
3. Loupes with led light.
4. Pneumatic crown remover
5. Semi adjustable articulators
6. Bego Induction casting machine
7. Stereomicroscope with Argon arc welding machine
8. Vita Press all ceramic furnace
9. Type B Autoclave
10. Visible light cure unit for curing indirect composite.

### **COMMUNITY DENTISTRY**

Mobile dental van with 2 dental chairs and equipped



## 4.2 Clinical Learning Resources

### 4.2.1 Teaching Hospital

\* **Year of establishment** Year 1991

\* **Hospital institution distance** : 5.5 KM

\* **Whether owned by the college or affiliated to any other institution?**

Affiliated to KC General Hospital, Govt. of Karnataka, Kidwai Memorial Institute of Oncology, Bangalore, National Institute Of Mental Health & Neuro sciences Bangalore (Govt Of India)

**Are the teaching hospitals and laboratories accredited by NABH, NABL or any other national or international accrediting agency?**

NABH accreditation under process

\* **Number of beds**

\* **Number of specialty services**

\* **Number of super-specialty services**

\* **Number of beds in ICU / ICCU / PICU / NICU, etc.**

\* **Number of operation theatres** : Minor OT

\* **Number of Diagnostic Service Departments**

\* **Clinical Laboratories** : Yes

\* **Service areas viz. laundry, kitchen, CSSD, Backup power supply, AC plant, Manifold Rooms, pharmacy services** Yes

\* **Blood Bank services** No

\* **Ambulance services** : Yes

\* **Hospital Pharmacy services** : YES

\* **Drug poison information service** YES

\* **Pharmacovigilance** NO

\* **Mortuary, cold storage facility** No

\* **Does the teaching hospital display the services provided free of cost?**

Free for BPL card holders

\* **What is the mechanism for effective redressal of complaints made by patients?**

The college has established feedback mechanism. The college has designed and developed patient feedback proforma and collects feedbacks in all the departments and analyzes the same. Based on the analysis outcome corrective actions are initiated. However college also



has grievance redressal committee which addresses grievance of varied stakeholders including patients

**\* Give four years statistics of inpatient and outpatient services provided.**

<b>Year</b>	<b>Total NoOf OP Patient</b>	<b>Total Days/Yr</b>	<b>Avg Pt/Day</b>
2013	112066	266	421
2014	114131	263	433
2015	113852	257	443

**\* Does the hospital display charges levied for the paid services?**

Yes, the treatment service charges for different treatment procedures in all the departments have been displayed in their respective notice boards for the patients.

**\* Are the names of the faculty and their field of specialization displayed prominently in the hospital?** Yes

**Is pictorial representation of the various areas of the hospital displayed in a manner to be understood by illiterate patients?** YES

**\* Is there a prominent display of ante-natal, mother and child health care facilities?**  
YES

**\* How does the hospital ensure dissemination of factual information regarding rights, responsibilities and the health care costs to patient and the relatives/attendants?**

Patients rights information, leaflets, are printed and distributed to the patients. Patients right responsibilities are displayed in prominent places in the hospital. Patients are given with all the treatment options including ideal options. And also cost of treatment, mode of payment is explained at the time of consultation. The concessions and free treatment options would be considered during calculation of the treatment service charges & receipts will be made for the treatment service charges paid by the patients to the hospital.

**\* How does the hospital ensure that proper informed consent is obtained?**

In all the clinics of the hospital, patients/parents/guardians are asked to sign a well explained consent form.

**Does the hospital have well-defined policies for prevention of hospital-acquired infections?** YES

Committee for infection control

**\* Does the hospital have good clinical practice guidelines and standard operating procedures?**



YES. Evidence based, well discussed, well explained internationally accepted treatment protocols are practiced .

**\* Does the hospital have effective systems for disposal of bio-hazardous waste?**

Yes

**\* How does the hospital ensure the safety of the patients, students, doctors and other health care workers especially in emergency department, critical care unit and operation theatres? Are the safety measures displayed in the relevant areas?**

Standard safety protocols in the institution are maintained on an annual basis.

**\* How are the Casualty services/Accident and Emergency Services organized and effectively managed?**

The hospital has a round the clock casualty and emergency team which co-ordinates the services for emergency situations.

**Whether the hospital provides patient friendly help-desks at various places.** Yes

**\* Does the hospital have medical insurance help desk?**

No

**\* What are the other measures taken to make the hospital patient friendly?**

Centrally located, well-connected communication facilities for easy access to patients.

**\* How does the hospital achieve continuous quality improvement in patient care and safety?**

The staff & students of the institution are encouraged to attend continuing education courses / programs, hands on, live demos, bedside discussions, guest lectures, webinars, trade exhibitions .

**\* What are the measures available for collecting feedback information from patients and for remedial actions based on such information?**

Patients are requested to fill the feed back forms of the treatment procedures in each department.

**\* How does the institution ensure uniformity in treatment administered by the therapists?**

Continual review meets and case audits

**\* Does the institution conduct any orientation training program for AYUSH-based para-medical staff?**

YES



**4.2.2 What specific features have been included for clinical learning in the out-patient, bedside, community and other clinical teaching sites?**

Case discussions, evidence based options, live demos, expert's opinion, hands on course are included. All students are given demos and opportunity to perform procedures under guidance from senior faculty. Training of students to develop skills to manage emergencies during dental procedures is included in the General Medicine and Surgery departments.

**4.3 Library as a Learning Resource**

**4.3.1 Does the library have an Advisory Committee? Specify the composition of the committee. What significant initiatives have been implemented by the committee to render the library student/user friendly?**

The college has constituted library advisory committee consisting of senior faculty members, the librarian, the PG and UG students are members. This committee meets regularly monitors the library performance indicators. Library users awards are given, book bank established, book talk and exhibitions arranged.

**4.3.2 Provide details of the following:**

- \* **Total area of the library (in Sq. Mts.)** :9500 sqft
- \* **Total seating capacity** :550 Students
- \* **Working hours (on working days, on holidays, before examination, during examination, during vacation)**  
: Monday to Saturday : 8.30am to 8.30 pm
- \* **Layout of the library (individual reading carrels, lounge area for browsing and relaxed reading, IT zone for accessing e-resources)**
  - \* Circulation Counter
  - \* PG Section
  - \* Computer Section
  - \* Reference Section
  - \* UG Section
  - \* Reading Section
  - \* Current Journal Section
  - \* Back Volume Section
  - \* News Papers Reading Section





**\* Clear and prominent display of floor plan; adequate sign boards; fire alarm; access to differently-abled users and mode of access to collection**

Prominent display of floor plan; adequate sign boards; fire alarm; access to differently-abled users and such other facilities provided to cater to the different needs of the library user

**\* List of library staff with their qualifications**

: Librarian: Anuradha Bhat, M.L.I. Sc.

Asst. Librarian , Diploma in Library and Information Science

**4.3.3 Give details of the library holdings:**

- Print : Books : 8163
- Back Volumes : 1022
- Theses : 30
- Journals : 85 (Current)
- Average number of books added during the last three years : 500 Books
- Non Print : No
- Electronic e-Journals : 42 Dental Journals
- Electronic e-Books : yes
- Special Collection : yes
- Book Bank : yes
- Question Bank : Yes

**4.3.4 To what extent is ICT deployed in the library? Give details with regard to**

**\* Library automation**

- Library Automation : Yes
- Total Numbers of Computers for General Access : 9
- Total Numbers of Printer for general access : 10
- Internet band width speed : 100 mbps
- Institutional Repository : Yes
- Content management system for e-learning : Yes
- Participation in resource sharing networks : Yes

**4.3.5 Give details of specialized services provided by the library with regard to**

- Manuscripts : Yes
- Reference : Reference books available
- Reprography/ Scanning : Yes
- Inter-library Service : Yes
- Information Deployment and Notification : Yes
- OPACS : Yes, underprocess



- Internet Access : Available
- Downloads : Available
- Printouts : Available
- Reading list : Yes
- In-house / remote access to e-resources : Yes
- User Orientation : Yes, provided
- Assistance in searching Databases : Yes
- Helinet : Available

### **HELINET Consortium:**

The Digital Library has designed, developed and evolved the state-of-the-art HELINET Consortium of scholarly international e-journals, e-books and databases to meet the needs of academic and research community of health science disciplines in the state of Karnataka through Rajiv Gandhi University of Health Sciences.

HELINET - Health Science Library & Information Network conceived by the RGUHS since 2002. The HELINET Consortium was started with a vision to improve the quality of education and research in the colleges affiliated to RGUHS in the state of Karnataka through enhanced access to high quality medical literature. HELINET's goal is to deliver information to user's desk-top, with round-the-clock-access. The Consortium has successfully accomplished the task of developing an e-journal and e-book consortium and a resource sharing model that networks 660+ health sciences colleges in the state of Karnataka.

HELINET Consortium is first of its kind in the country when it was started in the field of health sciences information network in the year 2002. About 600+ core international e-journals, 2000+ e-books, 1500+ videos and databases are being subscribed/ procured and provided to students and faculties and research scholars pursuing their studies in various faculties of health sciences of all the respective affiliated colleges under RGUHS. About a million of scientific articles are being downloaded annually by our academic community, which is a healthy recovery of investments and enhancement of academic standards empowering knowledge and skills.

The HELINET Consortium created a memorable picture in the mindset of users of health science community which is reflected in the usage of a download of 21000 full text



articles in the year 2003 when it was launched and today, the usage goes up over 8 lakhs articles downloaded per year.

This is commendable growth in the utilization and progress in the e-awareness developed towards enrichment of scientific knowledge by the digital library and information centre of RGUHS. The HELINET Consortium has set a role model for adoption, implementation and extensive use by the larger medical community in the country as a National Focal Point.

### **Digital Library @ RGUHS:**

The Digital Library initiative at RGUHS is first of its kind in the country in promoting e-learning culture and e-readiness preparedness for accessing huge amount of scholarly international Medical e-journals and e-books. With the State-of-the-art infrastructures, RGUHS developed the Digital Library and information centre for identifying, procuring, storing, processing, disseminating the Scholarly information resources in the field of Health Sciences by minimizing the cost of recurring expenditure in the libraries of affiliated colleges and conceptualized the Health Science Library and Information Network HELINET for seamless access to world class Health Science Literature and Information resources, round the clock to the students, teachers and researchers in all the affiliated colleges of RGUHS. In the year 2003, HELINET consortium has been established by the Digital Library to provide core international e-journals, e-books and databases to all the colleges. The major benefit of this consortium was expanded access to core international e-journals. The Digital Library and Information Centre of RGUHS provides access to more than 7000+ online Bibliographic Database of PG dissertations, 6500 Digitized UG & PG courses, Previous Years Examination Question Papers.

### **Objectives**

Guaranteed, round the clock, access to global and local health information resources for the students and faculty of affiliated colleges of the University.

Expand, maintain and operate the RGUHS Digital Library as the shared digital library for all faculty, students, and staff of the medical colleges of the University.

Develop the Digital Library as a state-of-the-art Health Science Information Centre with networking infrastructure and information resource.

Remote access to global and local health science information

Provide collaborative leadership in selecting, designing, building, managing, and preserving high-quality digital content.



Provide collaborative leadership for innovation in identifying and implementing on-line tools and services for sharing, accessing, manipulating, and integrating scholarly content in all forms and across collections.

Provide collaborative leadership in developing education programs that focus on understanding patron needs, analyzing digital resource use and usefulness, and creating strategies to enhance information use.

Promote change in scholarly communication in a networked environment through collaborative leadership, education and innovative experimentation.

Maintain and enhance a public information program that articulates RGUHS Digital Library directions, goals, and activities for a variety of audiences.

**4.3.6 Provide details of the annual library budget and the amount spent for purchasing new books and journals.**

Our TotalAnnual library budget is 32,00,000

Purchasing new books : 5,00,000

Journals : 25,0000

Helinet (Online Journal) : 1,10,000

**4.3.7 What are the strategies used by the library to collect feedback from its users? How is the feedback analyzed and used for the improvement of the library services?**

The college has feedback committee. This committee collects library users feedback from all the library visitors in the format designed by the institution. Feedbacks are analysed from the analysis output actions are initiated. The college also monitors the library performance indicators through library advisory committee.

**4.3.8 List the efforts made towards the infrastructural development of the library in the last four years.**

Internet and WiFi facilities provided. Xerox facilities initiated, uses orientation and infrastructure upgraded to meet different category of students.



**4.4IT Infrastructure**

**4.4.1 Does the institution have a comprehensive IT policy with regard to:  
IT Service Management**

**Information Security**

**Network Security**

**Risk Management**

**Software Asset Management**

**Open Source Resources**

**Green Computing**

**Yes Available**

**4.4.2 How does the institution maintain and update the following services?**

- \* **Hospital Management Information System (HMIS)** under process
- \* **Electronic Medical Records System (EMR)** under process
- \* **Digital diagnostic and imaging systems including PACS** Available

**4.4.3 Give details of the institution’s computing facilities i.e., hardware and software.**

- Number of systems with individual configurations: 57
- Computer-student ratio: 1:40
- Dedicated computing facilities Available
- LAN facility Available
- Wi-Fi facility Proprietary software Available
- Number of nodes/ computers with internet facility – 43

The Institute has up-to-date computer facility.

Computer facility is used extensively for teaching – learning process as well as administration.

**Details are as follows**

Number of Computers	Rajiv Gandhi college of Dental Sciences together with teaching hospital has 57 computers which are put to effective use.
---------------------	--



Configuration of Computers	1) Intel core i3: 26 SYSTEMS 2) Intel core 2 duo 17 SYSTEMS 3) Intel xeon: 1 SYSTEM 4) AMD SEMPRON: 7 SYSTEMS 5) AMD ATHLON: 5 SYSTEMS 6) INTER PDC: 1 SYSTEM
LAN and Wifi facility	All the departments are provided with LAN and Wifi connectivity.
Proprietary soft ware	Yes
Any other information	Internet facility –Broad Band and Wi-fi facility in every department
Stand alone facility	The entire campus is provided with a back up facility through kirloskar green 250 KV power generator to cope up with power interruptions. <input type="checkbox"/> Power supply is restored within no time. <input type="checkbox"/> However, most of the computers are again backed up by UPA System.

**Any other (specify)**

The college has its own web site [www.srgcds.ac.in](http://www.srgcds.ac.in)

- The web site is updated regularly whenever there is a change.
- All the major programs like seminars, workshops, conferences, guest lectures, sports events, and important cultural events find place in the web site.
- The web site gives the details of vision and mission of the institution, the details of the departments together with faculty; support services facilities available in the institution, college hospital details along with equipment available, alumni association details etc.

**4.4.4 What are the institutional plans and strategies for deploying and upgrading the IT infrastructure and associated facilities?**



- The institution is recognizing the shift in the nature of computing to mobile devices and cloud computing. practice these emerging technologies and implement as much paper free infrastructure as possible. Electronic Records management and the prospect of binding it with cloud computing to benefit the patients is being evaluated. This would also provide new dimensions of learning and evaluation which would not be possible with the traditional methodology.

**4.4.5 Give details on access to on-line teaching and learning resources and other knowledge and information database/packages provided to the staff and students for quality teaching-learning and research.**

- Student ICT room is in library and ICT material is student accessible.
- Online journals and e-text books are available.

**4.4.6 What are the new technologies deployed by the institution in enhancing student learning and evaluation during the last four years and how do they meet new / future challenges?**

- Student ICT room
- Power point aided seminars , Digital library and LAN
- College has been selected as one of the few Digital evaluation center for RGUHS university in Karnataka.

**4.4.7 What are the IT facilities available to individual teachers for effective teaching and quality research?**

- ICT
- Each department has its own computer with internet facility via LAN and Wifi and various other e-resources.

**4.4.8 Give details of ICT-enabled classrooms/learning spaces available within the institution. How are they utilized for enhancing the quality of teaching and learning?**

category	type	capacity
Lecture Halls (4)	Hall Type with Equipment like Computer LCD Projector OHP projectors	100
Seminar rooms for every	Equipment like Computer	25





Department	LCD Projector OHP projectors	
DIGITAL LIBRARY		9

**4.4.9 How are the faculty assisted in preparing computer-aided teaching-learning materials? What are the facilities available in the institution for such initiatives?**

- Faculty members are trained by a skilled computer professional who has good knowledge in operating systems.
- Dental education unit

**4.4.10 Does the institution have annual maintenance contract for the computers and its accessories?**

- Available

**4.4.11 Does the institution avail of the National Knowledge Network (NKN) connectivity? If so, what are the services availed of?**

No but proposed to get membership. The college is a member of Helinet consortium of Rajiv Gandhi of Health Sciences which provides ample of information online regarding advanced oral health care services.

**4.4.12 Does the institution avail of web resources such as Wikipedia, dictionary and other education enhancing resources? What are its policies in this regard?**

- Available
- The college encourages students to take the assistance of web resources like Wikipedia to get a bird eye view of the structure of the content they are trying research about. We also encourage the students to use the services like online dictionaries to know the exact meaning of the technical words they are using in the content being generated. The students are asked to cite the sources appropriately. Plagiarism is strictly discouraged. After this initial content gathering is performed the students must refer proper subject resources like textbooks and journals to complete their work. Access to various advertisements and inappropriate content is restricted.

**4.4.13 Provide details on the provision made in the annual budget for the update, deployment and maintenance of computers in the institution.**



Year	Computers	Maintenance expenses
2011-2012	19,26,377	1,10,747
2012-2013	Nil	44,056
2013-2014	59,489	42,073
2014-2015	53,500	148,471

**4.4.14 What plans have been envisioned for the transfer of teaching and learning from closed institution information network to open environment?**

- The mode of teaching and learning is slowly overgrowing the possibility of being provided entirely from within the campus. A shift from closed institutional network to open environment is happening. Internet is providing new vistas, which make teaching and learning possible even though the teachers and students are of different countries, languages and treatment techniques. We are considering adapting web-based learning management systems over the coming years and getting ready for the open environment where the students learn at their convenience from various sources.

**4.5 Maintenance of Campus Facilities**

**4.5.1 Does the institution have an estate office / designated officer for overseeing the maintenance of buildings, class-rooms and laboratories? If yes, mention a few campus specific initiatives undertaken to improve the physical ambience.**

In order to maintain the infrastructure a dedicated estate office, with its electrical, plumbing, civil works and horticulture departments, are fully functional. Any breakdown is reported to the above estate office, which is inspected and rectified at the earliest.

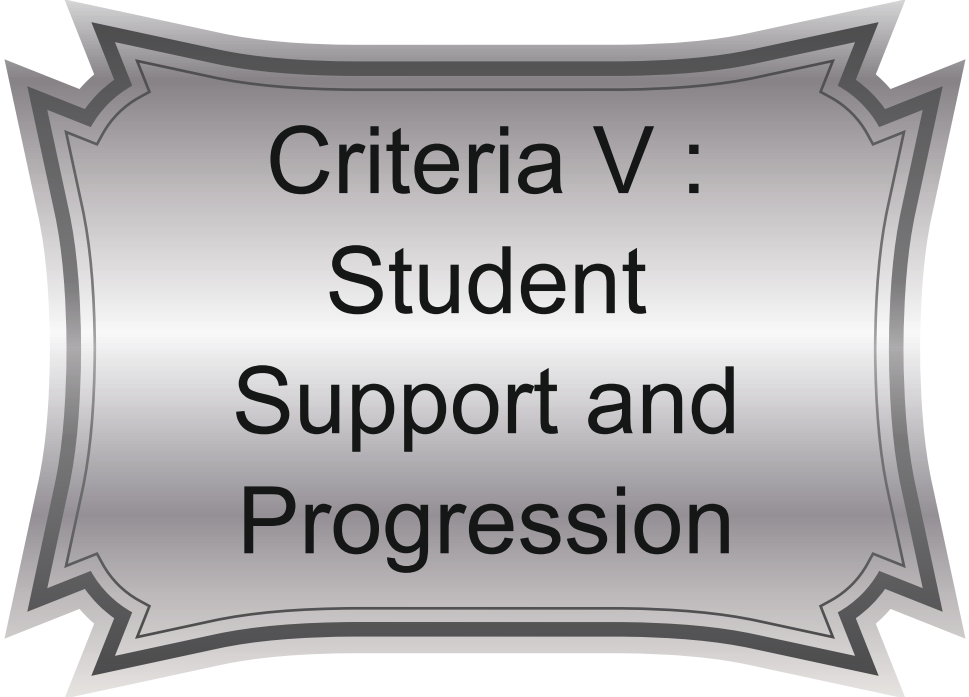
**4.5.2 How are the infrastructure facilities, services and equipments maintained?**

Committee for infrastructure maintainance reviws and initiates actions

**4.5.3 Has the institution insured its equipments and buildings?**

Few of the major equipments, computer systems and building are insured. Lift maintainence contract is out sourced

*Any other information regarding Infrastructure and Learning Resources which the institution would like to include.*



**Criteria V :  
Student  
Support and  
Progression**



## **Criterion V: Student Support and Progression**

### **5.1 Student Mentoring and Support**

#### **5.1.1 Does the institution have a system for student support and mentoring? If yes, what are its structural and functional features?**

Yes, we have a system for student support and mentoring.

##### Structure

<b>COMPOSITION OF COMMITTEE FOR SLOW LEARNERS &amp; MENTORING</b>		
DESIGNATION	NAME	DEPARTMENT
CHAIRPERSON	Dr. Kusum Valli S.	Conservative Dentistry
MEMBER CO-ORDINATOR	Dr. Shiraz Pasha	Conservative Dentistry
MEMBER	Mrs.Nissy Shaju	Biochemistry
MEMBER	Dr. Uma Maheswari	Prosthodontics
MEMBER	G Nikhil Reddy	UG Male Student
MEMBER	Gadana Neethusri	UG Female Student
MEMBER	Dr.Vijay Apparaju	PG Male Student
MEMBER	Dr. Gayathri Chandra Bose	PG Female Student

#### **5.1.2 Apart from classroom interaction, what are the provisions available for academic mentoring?**

The institution practices and provides different learning experiences. The college as constituted mentorship committee and has maintained mentor mentee list , provides effective academic mentoring.

#### **5.1.3 Does the institution have any personal enhancement and development schemes such as career counseling, soft skills development, career-path-identification, and orientation to well-being for its students? Give details of such schemes.**

Answer-Yes, The Institution has Personal Enhancement And Development Schemes such as Career Counseling, Soft Skills Development, Career-Path-Identification, And Orientation To for-Being For Its Students.



Career Counseling & Career-Path-Identification --

A placement and competitive examination committee is formed by the college for the benefit of the students. There are various programs conducted to orient and motivate the undergraduate students towards scope of dentistry. There are lectures being conducted to bring awareness among the house surgeons and post graduates on general dentistry practice and human research topics.

Efforts are being made by the placement committee to help the students avail opportunities available for the graduates and post graduates.

With this effort the post graduate students of the college in the department of orthodontics have been able to pass the OPSC examination conducted in 2015 by the Odisha state government.

The other post graduate students from the department of periodontics and oral surgery department have been able to secure a place in the Army exam conducted in 2016

Lectures on 'Various Placement and Research Ideas' and 'clinical practice' have been conducted for the house surgeons and the post graduate students. Also lectures have been conducted by various Universities for further management studies as a career option for many students.

Regular sessions have been organized for the undergraduates by all departments to help them tackle MCQ's for entrance examination.

Soft Skills Development —

There is a committee that conducts regular classes on

- Ethics In Dentistry
- English & Local Language &
- Basic Computer Applications

There are two batches of students. Classes are conducted from 3:30 pm to 4:30 pm weekly twice for 3 months.

Orientation To Well-Being For Its Students.—

Heartfulness Meditation Program is conducted every Monday of every week by Shri Ram Chandra Mission free of cost. The meditation is designed to be a natural part of the everyday routine, balancing the physical and mental aspects of existence of the students.

**5.1.4 Does the institution have facilities for psycho social counseling for students?**

The college has established mentorship, mentor-mentee, committee for slow learners and behavioral cell. Through these committees the college provides multi level excellent psycho



social counseling.

**5.1.5 Does the institution provide assistance to students for obtaining educational loans from banks and other financial institutions?**

**YES.** The institution guides the students for obtaining educational loans from banks and other financial institutions by providing the students requisite documents that has to be produced to banks at the time of applying.

**5.1.6 Does the institution publish its updated prospectus and handbook annually? If yes, what are the main issues / activities / information included / provided to students through these documents? Is there a provision for online access?**

**YES:** The Institution publishes Prospectus Annually which includes different courses offered to students under RGC campus, Academic details (Rules and regulations, Eligibility criteria, attendance, Scheme of Examination), Campus facility, Measures undertaken for menace of curbing Anti ragging ,Financial aid provided to students etc...

**YES:** Students can access Online for any queries and information regarding their admission via facebook , emails and other social media

**5.1.7 Specify the type and number of institution scholarships / freeships given to the students during the last four years. Was financial aid given to them on time? Give details. (in a tabular form)**

<u>Year</u>	<u>Number</u>	<u>From</u>
2012	6	1.Karnataka Minorities Development Corp. Ltd[1 Nos.] 2.Dept .Of Tribal Welfare (Govt. Of Karnataka)[1 Nos.] 3. DME (Office Of Distt. Surgeon) [1 Nos.] 4. RGUHS [3 Nos]
2013	5	1. Dept. Of Social Welfare (Govt. Of Karnataka)[2 Nos] 2. Karnataka Minorities Development Corp. Ltd.[2 Nos] 3.SBM[1 Nos]
2014	7	1. Dept. Of Social Welfare (Govt. Of Karnataka)[2 Nos] 2. Karnataka Minorities Development Corp. Ltd[3 Nos]



		3.Dept. Of Social Welfare (Govt. Of J&K)[1Nos] 4.NEFT Commission Social Welfare.[1 Nos]
2015	12	1.Dept. Of Social Welfare (Govt. Of Karnataka)[7 Nos] 2.Karnataka Minorities Development Corp. Ltd [5 Nos]
2016	2	1. Dept. Of Social Welfare (Govt. Of Karnataka)[2 Nos]

**5.1.8 What percentages of students receive financial assistance from state government, central government and other national agencies?**

40% of students receive financial assistance from state government and 10% student from central government and other national agencies

**5.1.9 Does the institution have an International Student Cell to attract foreign students and cater to their needs?**

**YES**

<b>COMMITTEE FOR NATIONAL &amp; INTERNATIONAL LINKAGES</b>		
<b>DESIGNATION</b>	<b>NAME</b>	<b>DEPARTMENT</b>
CHAIRPERSON	Dr. AKSHAY SHETTY	ORAL SURGERY
MEMBER CO-ORDINATOR	Dr. SUDHAKARA REDDY	ORAL SURGERY
MEMBER	Dr. SUNAINA P	PERIODONTICS
MEMBER	SANDESH	ORAL PATHOLOGY
MEMBER	ARBIN N	UG MALE STUDENT
MEMBER	HARSHITHA RAJ	UG FEMALE STUDENT
MEMBER	Dr. PRAVEEN KUMAR	PG MALE STUDENT
MEMBER	Dr. HEMA KESWANI	PG FEMALE STUDENT

**5.1.10 What types of support services are available for**

**\* overseas students**

There is a committee for overseas students

There is a committee for overseas students

Activities-





1. To Improve The English Language Skills Of The Student Language Bridge Classes Has Been Conducted

Local Language Classes Has Been Conducted To Communicate With Patients.

2. Counselling Session For The Foreign Students Are Been Conducted Every 3 Months For The Required Students.

3. Mentor Are Allotted To The Students To Take Care For The Academics, Attendance & The Welfare Of Students.

4. Sports & Cultural Are Conducted By The College And It Is Enforced For The Participation Of Foreign Students In The Activities Enrolled By The Student Of The College.

\* **physically challenged / differently-abled students**

The infrastructure is made disabled friendly by providing appropriate wheel chair, ramps and lifts

\* **SC/ST, OBC and economically weaker sections**

The students with the above mentioned category are given provision to seek any sort of support from the management either in the studies or financial.

\* **students participating in various competitions/conferences in India and abroad**

students regularly participate in both Internal and External College sports and cultural activities.

\* **health centre, health insurance etc.**

The student faculties and non teaching staff are provided with health care facilities through the medical staff available such as physician, surgeon and are covered under health insurance.

\* **skill development (spoken English, computer literacy, etc.)**

\* There is a committee that conducts regular classes on

-Ethics In Dentistry

\* - English & Local Language &

\* -Basic Computer Applications

\* There are two batches of students. Classes are conducted from 3:30 pm to 4:30 pm weekly twice for 3 months

\* **performance enhancement for slow learners.**

\* There is a committee constituted to guide each student and also students can interact online anytime with the committee members if any queries.

\* **exposure of students to other institutions of higher learning/ corporates/business houses, etc.**

Students are allowed to do there Internship and further higher studies at other institutions



\* **Publication of student magazines, newsletters.**

\* YES, Every quarterly year Institution publishes Dental Era-a journal of Dentistry where the students can publish their articles and publications. Students achievement are published in the University News Letter

\* The institution also provides guidance for both UG and PG students to actively participate in competitive examinations.

**5.1.11 Does the institution provide guidance and/or conduct coaching classes for students appearing for competitive examinations (such as USMLE, PLAB, GPAT, NCLEX, CGFNS, IELTS)? If yes, what is the outcome?**

Every quarterly year Institution publishes Dental Era-a journal of Dentistry where the students can publish their articles and publications. Students achievement are published in the University News Letter

The institution also provides guidance for both UG and PG students to actively participate in competitive examinations.

**5.1.12 Mention the policies of the institution for enhancing student participation in sports and extracurricular activities through strategies / schemes such as**

The college have the team for Cricket, Football, Volley ball (men & women), Basket ball (men & women) & Throw Ball.

\* **additional academic support and academic flexibility in examinations**

Classes are conducted for the particular subject for students who have missed the class during sport event. Clinical classes are compensated during Elective Postings.

\* **special dietary requirements, sports uniform and materials**

The college provide facilities for sport uniform, sport equipments, food, lodging & travelling to the students during any sport events.

\* **any other (specify)**

**5.1.13 Does the institution have an institutionalized mechanism for student placement? What are the services provided to help students identify job opportunities, prepare themselves for interviews, and develop entrepreneurship skills?**

The college has established placement cell. The placement cell informs the job opportunities as and when notified. The placement cell provides appropriate books and other materials in library for preparing PG entrance examination. The placement cell also conducts one day workshop to intern regarding establishing practice in rural setup.



Activities--

A placement and competitive examination committee is formed by the college for the benefit of the students. There are various programs conducted to orient and motivate the undergraduate students towards scope of dentistry. There are lectures being conducted to bring awareness among the house surgeons and post graduates on general dentistry practice and human research topics.

Efforts are being made by the placement committee to help the students avail opportunities available for the graduates and post graduates.

With this effort the post graduate students of the college in the department of orthodontics have been able to pass the OPSC examination conducted in 2015 by the Odisha state government.

The other post graduate students from the department of periodontics and oral surgery department have been able to secure a place in the Army exam conducted in 2016

Lectures on 'Various Placement and Research Ideas' and 'clinical practice' have been conducted for the house surgeons and the post graduate students. Also lectures have been conducted by various Universities for further management studies as a career option for many students.

Regular sessions have been organized for the undergraduates by all departments to help them tackle MCQ's for entrance examination.

**5.1.14 How does the institution provide an enriched academic ambience for advanced learners?**

The institution being a post graduate education and research center in oral health care maintains enriched academic ambience all through the year. All departments conduct journal clubs, seminars, CDE programmes and workshops. Intensive students and faculty development activities are initiated on the campus. The state of the art library, journals, helinet facility, internet and WiFi facilities makes the entire campus most encouraging for the advance learners.



**5.1.15 What percentage of students drop-out annually? Has any study been conducted to ascertain the reasons and take remedial measures?**

Answer-5-10%. The college has committee for students enrolment which analyses categorywise student strengths - Male, Female, specially abld, rural, tribal, SC/ST, OBC and others. As a part of mentorship and counseling and to identify the slow learners the committee is present on the campus. Efforts are made to reduce the dropout and increase the pass percentage.

**Give the number of students selected during campus interviews by different employers (list the employers and the number of companies who visited the campus during the last four years).**

Campus Interviews are not conducted in our college. However students who completed their internship are given opportunity to work as lecturer in our institution.

**5.1.16 Does the institution have a registered Alumni Association? If yes, what are its activities and contributions to the development of the institution?**

RAJIV GANDHI DENTAL COLLEGE ALUMNI ASSOCIATION (REG.NO:308/2015-16)

**Office Bearers:**

1. DR. VAIBHAVI JOSHIPURA ( Principal )----President
2. Dr. SMITHA JUNO-----Vice-President
3. Dr. KARTHIK-----Secretary/ Convener
4. DR. AJITH-----Joint Secretary
5. DR. RAJESH. R.N.G-----Treasurer

Function---

-Conducting CDE Program.

-Alumni Meet twice a year.

**5.1.17 List a few prominent alumni of the institution.**

**LIST A FEW PROMINENT ALUMNI OF THE INSTITUTION.**

- Dr. Arun George  
Dr. Jayan Bhaskar.  
Dr. Raj Sarathy.  
Dr. Tanmaya Mital.



**5.1.18 In what ways does the institution respond to alumni requirements?**

The alumni association meets once in a year. The alumni interact matters of academic and give feedback to institution for improvement in curriculum, teaching learning experiences and infrastructure upgradation suggestions. Few alumni participate and give guest lecture to the aspiring students

**5.1.19 Does the institution have a student grievance redressal cell? Give details of the nature of grievances reported. How were they redressed?**

The college has well functioning grievances redressal cell. Grievances of the different stakeholders including students, parents, patients and alumni are heard on regular basis. These stakeholders also provide feedback. The suggestions given in the feedback and from the analysis outcome action are initiated.

**5.1.20 Does the institution promote a gender-sensitive environment by (i) conducting gender related programs (ii) establishing a cell and mechanism to deal with issues related to sexual harassment? Give details.**

The college has women empowerment cell and sexual harassment elimination cell. Creating awareness about the law pertaining to women domestic violence and harassment are initiated.

**5.1.21 Is there an anti-ragging committee? How many instances, if any, have been reported during the last four years and what action has been taken in these cases?**

Yes, there is a committee for anti-ragging.

No report of ragging in last 4 years.

**5.1.22 How does the institution elicit the cooperation of all its stakeholders to ensure the overall development of its students?**

The varied stakeholders include students, parents, patients, alumni, regulatory authorities and community at large. Most of these stakeholders participate in internal quality assurance cell through members of communities. These stakeholders provide feedback regularly to improve system.



**5.1.23 How does the institution ensure the participation of women students in intra- and inter-institutional sports competitions and cultural activities? Provide details of sports and cultural activities where such efforts were made.**

The college has the team for Cricket, Football, Volley ball (men & women), Basket ball (men & women) & Throw Ball.

The college provides facilities for sport uniform, sport equipments, food, lodging & travelling to the students during any sport events.

Classes are conducted for the particular subject for students who have missed the class during sport event. Clinical classes are compensated during Elective Postings.

**5.1.24 Does the institution enhance the student learning experience by providing for rotation from the teaching hospital to the community and district hospital during the internship period?**

Yes

**5.1.25 Does the institution have immunization policy for its students and staff?**

Yes, students before entering the clinical postings are immunized.

**5.1.26 Does the institution give thrust on students growth in terms of:**

**\* Physical development,**

The college strongly encourages sports activities by providing necessary sports equipments, materials and recognizes the achievements in sports.

**\* Emotional control**

Spiritual lectures including Yoga, classes are conducted. The college has established behavioural cell and practices mentorship

**\* Social dimension and**

The college strongly encourages extra curricular and cultural activities through students' council. Both male and female participate in these activities. The achievements in cultural activities are recognized on annual college day celebrations. Students are also posted to satellite centers and participate in dental camps, extension and institutional social responsibilities activities.

**\* Spiritual growth.**

The college has created an appropriate platform for spiritual growth through lectures on Yoga and spirituality



## **5.2 Student Progression**

**5.2.1 What is the student strength of the institution for the current academic year? Analyze the Program-wise data and provide the trends (UG to PG, PG to further studies) for the last four years.**

The student strength for the current academic year is (Regular Batch)

I BDS: 97 , II BDS: 87 III BDS: 74, IV BDS: 43 , Interns:14 , PGs: 72

for more deatiles please refer **2.1.6**

**5.2.2 What is the number and percentage of students who appeared/qualified in examinations for Central / State services, Defense, Civil Services, etc.?**

60% of the student appear in Examinations For Central / State Services, Defense, Civil Services, Etc.

**5.2.3 Provide category-wise details regarding the number of post graduate dissertations, Ph.D. and D.Sc. theses submitted/ accepted/ rejected in the last four years.**

There are 8 specialities from which 3 PG Dissertations are submitted every year

**5.2.4 What is the percentage of graduates under AYUSH program employed in the following?**

- \* **AYUSH departments/Hospitals,**
- \* **Multinational companies,**
- \* **Health clubs,**
- \* **Spas,**
- \* **Yoga wellness centers,**
- \* **Yoga studios,**
- \* **Health clubs,**
- \* **Own Yoga cubes/studios?**

Not Applicable





### **5.3 Student Participation and Activities**

#### **5.3.1 List the range of sports, cultural and extracurricular activities available to students. Furnish the program calendar and provide details of students' participation.**

##### **CULTURAL FESTS (an overview)**

Rajiv Gandhi Dental College being a professional college with a hospital attached strives best to provide its students and faculties some refreshing breaks One such is the Annual Cultural Fest that the college holds every year. The cultural fest is a colorful and a joyous event with its assortments of events. Because of the variety of events every student gets equal opportunity to display their talent. The institution provides great platform for the talents of the students and the teachers alike. The spirit in which the cultural fest is conducted and participated is admirable.

##### **CULTURAL FEST 2012**

The cultural fest for 2011 was held in the month of September (19<sup>th</sup> to 24<sup>th</sup>).

Every year the college has a name for the event. This year the event was named as *Antharagni*.

The events were divided into on-stage and off-stage events. The students and the staffs showed great interest and participated with great enthusiasm.

The dancers put on their dancing shoes, grooved together in group dances and also showed off their dancing skills taking on the dance floor solo. Then there were the nightingales who swayed away the audiences with their sweet voices. The singers were either singing solo or in a group.

The fashion show displayed the creativity in the form of different costumes and different themes for different class batches.

Other events included Woodstock, antakshari, skit, mad acts, dumb charades, debate, JAM (just a minute talk).

Offstage events like painting, collage making, soap carving, salad arrangement, flower arrangement, rangoli making, poem writing, essay writing helped surface the talents of many talented students and staffs.

The teacher in-charge of the event was Dr. Sreedevi. D. Ajith.

##### **CULTURAL FEST 2013 (an overview)**

The staffs and the students eagerly waited for the month of March as the cultural week was scheduled in this spring month. As the heat slowly started to wrap the city the heat among the participants also started rising since each person had to practice their act and make it good enough to acquire the first position.

The expectations of the audience were not let down. Each batch of students gave performances that were as good as the other competing group. From graceful Bharatnatyam steps to peppy Hollywood and Bollywood numbers, from powerful debates to comical mad acts, the audiences were provided with a large platter of variety.



# SRI RAJIV GANDHI COLLEGE OF DENTAL SCIENCES & HOSPITAL

There were other on stage events like JAM (just a minute talk), Woodstock, solo singing, group singing, skit and fashion show.

Off stage events like Rangoli , painting , face painting, soap carving displayed the artistic side of the dental students and the staffs. Poem writing and Essay writing brought out the best of the students who are poets at heart.

Salad arrangements and flower arrangements displayed yet another creative group of people.

All these events were participated by the dental staffs and the students with equal zeal and enthusiasm.

The staff in-charge of managing the event was Dr. Sreedevi. D. Ajith. The event was properly planned, managed and executed.

## **CULTURAL FEST 2014.**

The cultural week of 2014 was named “ ESPLENDIDA “ and was held on the .... Of March.

The colorful and musical event was held at the college auditorium. Like always the annual event was much awaited by the students and the staffs alike. The different year batches came up with different names for their batch mates. The otherwise studious students and serious professors were now all ready to groove and roll in this festive event .

On-stage events like solo singing, group singing, solo dance, group dance, fashion show, JAM (just a minute talk, debate, woodstock, mad acts, skit were conducted and participated with lots of joy and delight.

Off stage events like Rangoli, Painting, Essay Writing, Poem Writing, Salad Arrangement, Flower Arrangement and Collage Making also displayed the talents of many participants , students and the teachers alike.

The staff In charge of cultural was Dr. Sreedevi. D. Ajith, professor and HOD of Department of Orthodontics.

The event ended with the prize distribution ceremony and was yet another successful one.

## **CULTURAL FEST 2015.**

The cultural week on 2015 was held in the month of march on the 24<sup>th</sup> 25<sup>th</sup> and 26<sup>th</sup> of the same month. The name RHYTHM was given to the event. All the students starting from the first years way till the interns participated in the various programs. The staffs were sporting and equally excited. The onstage events like fashion show, group dance, sole dance, group singing, solo singing, skit, debate, Woodstock, JAM( just a minute talk) were conducted.

Offstage events like face painting , nail art, were a new addition to d list of events among others like salad arrangement, flower arrangements, rangoli, painting, essay writing, poem writing.

The teacher in charge was Dr. Sreedevi .D. Ajith ,professor and HOD of the department od orthodontics.



**SRI  
RAJIV GANDHI  
COLLEGE OF DENTAL SCIENCES & HOSPITAL**

The cultural brings about itself a gush of fresh wind or perhaps a wind of change which breaks off the monotony and infuses in the students and the staffs the ability to continue their work of treating patients with a fresh outlook.

**Annual sports meet 2012: (an overview)**

The annual sports meet was held at the govt. veterinary college, Hebbal from 2<sup>nd</sup> to 4<sup>th</sup> of May 2012. The occasion was graced by our Honourable Chairman Shri P. Sadashivan. The persona gave a head start to the sports day with an inspiring talk about the importance of health and exercise and how important it is to be involved in games and sports for our overall holistic well being.

The events were divided into indoor and outdoor games- the indoor games included chess, carrom, table tennis, and badminton.

The outdoor events included cricket ,football, volleyball, throwball, track races, long jump,javelinthrow,shot-put.

The enthusiastic participants included all the members of the institution viz the staffs, the students and the nonteaching staffs. The events were conducted efficiently by the sports committee of Rajiv Gandhi Dental College, where the participants displayed great zeal and enthusiasm in the utmost spirit of sportsmanship.

The sports committee included- Dr Keerthi (chairperson)

Dr Abhinav Dr Ravi Patel Dr Umesh Dr Nagaraj

**Annual sports meet 2013:**

The sports meet of 2013 was distinctive as it was the first combined sports meet of the Rajiv Gandhi group of institutions.

The venue for the event was HMT ground, Bangalore and the Chief guest was Honourable chairman of Rajiv Gandhi Dental college and hospitals Shri P Sadasivan.

The events were divided into indoor and outdoor games.

Indoor games like chess, carrom, badminton, table tennis were conducted and participated with great enthusiasm.

Outdoor games included cricket, football, volleyball, throwball, track events, javelin throw, shot-put, long jump.

The students and the staffs of both the engineering college and the dental college participated with much interest and the event was yet another successful one.

The sports committee included-

Dr Keerthi (chairperson) Dr Yogesh Dr Umesh Dr Sanjay Dr Vijay



**Annual sports meet 2014:**

The annual sports meet of 2014 was held at HMT grounds Bangalore. The chief guest for the event was the respected principal of Sri Rajiv Gandhi Engineering College Dr. S.M. Prakash.

The event commenced with an inspiring speech from the Chief Guest followed by march-past by staff and students.

The events were divided into indoor and outdoor games.

Indoor games like chess, carrom, badminton, table tennis were conducted and participated with great enthusiasm.

Outdoor games included cricket, football, volleyball, throwball, track events, javelin throw, shot-put, long jump.

The sports committee included- Dr Keerthi (chairperson)

Dr Yogesh Dr Umesh Dr Sanjay

**Annual sports meet 2015:**

The sports committee organised the annual sports meet for the year 2015 at HMT ground, Bangalore. Dr Sita and Dr Arunwere the Chief Guest for the event. They inaugurated the event with the unfurling of the National flag of India. This year the sports event served as a launch pad for the college's new logo.

The students and the staffs commenced the day with the march-past.

The events were divided into indoor and outdoor games.

Indoor games like chess, carrom, badminton, table tennis were conducted and participated with great enthusiasm. A new addition in the category was arm wrestling which had lots of positive enthusiasts.

Outdoor games included cricket, football, volleyball, throwball, track events, javelin throw, shot-put, long jump.

The sports committee included, Dr Rahim (Chairperson)

Dr Keerthi Dr Abhinav Dr Vijay Dr Yogesh

**Outside college events:**

**Year 2012**—runners up in Zonal RGUHS cricket tournament held at St Johns Medical college. Finals held against Ambedkar Medical college, Bangalore.

**Year 2012**—Inter Zonal Cricket Tournament--runners up against AIIMS, Bellur, Karnataka .



**Year 2013**—All India Invitational Interdental T20 Cricket Tournament held on 22<sup>nd</sup>, 23<sup>rd</sup>, 24<sup>th</sup> of February at Coorg institute of dental science, Virajpett, Karnataka.

IDA Cricket tournament (Dr.BharathSarathy Cup) Rajiv Gandhi dental college participated and emerged as winners.

**Year 2015-16**—RGUHS 17<sup>th</sup> annual inter collegiate athletic meet 2015-16 held at Kanteerava outdoor stadium on 22<sup>nd</sup> of January 2016. The college cricket team attended and participated in the tournament.

**5.3.2 Give details of the achievements of students in co-curricular, extracurricular and cultural activities at different levels: University / State / Zonal / National / International, etc. during the last four years.**

Sports and cultural activities are made available to the students. Report is enclosed

**5.3.3 Does the institution provide incentives for students who participate in national / regional levels in sports and cultural events?**

The college has constituted sports, and cultural committee, provides appropriate incentives for the sports and cultural achievers to participate inter collegiate, regional and inter university sports competitions

**5.3.4 How does the institution involve and encourage its students to publish materials like catalogues, wall magazines, college magazine, and other material? List the major publications/ materials brought out by the students during the last four academic sessions.**

Dental Era is the college journal and our students have contributed articles

**5.3.5 Does the institution have a Student Council or any other similar body? Give details on its constitution, activities and funding.**

A student Council is present and active in the college

**5.3.6 Give details of various academic and administrative bodies that have student representatives in them. Also provide details of their activities.**


The institution has implemented Internal Quality Assurance Cell. The academic and administrative activities are planned and monitored respective Associated Deans. Several committees have constituted by the respective deans to improve quality on continuous basis



**SRI**  
**RAJIV GANDHI**  
**COLLEGE OF DENTAL SCIENCES & HOSPITAL**

in pre identified areas for improvement. Students members are represented on all such academic and administrative committees. To name few such committees are - Faculty development committee, library advisor committee, research committee, anti ragging committee, infra structure maintains committee, student council, cultural and sports committee and students welfare committee.

*Any other information regarding Student Support and Progression which the institution would like to include.*



**Criteria VI :  
Governance,  
Leadership &  
Management**





## **Criterion VI: Governance, Leadership and Management**

### **6.1 Institutional Vision and Leadership**

#### **6.1.1 State the vision and the mission of the institution.**

Refer Page No. 3 for the vision and the mission of the institution.

#### **6.1.2 Does the mission statement define the institution's distinctive characteristics in terms of addressing the needs of the society, the students it seeks to serve, the institution's tradition and value orientations, its vision for the future, etc.?**

Yes. The college's mission statements define the institution's distinctive characteristics in terms of addressing the needs of the society, the students it seeks to serve, the institution's tradition and value orientations, its vision for the future.

The mission of the college is aimed to provide quality education to students, encourage innovative research activities and provide quality and yet affordable dental health care service to the community

**Excellence:** The college has continuously strive for superior performance in education, patient care, research, and community service. This empowers students, faculty and staff to achieve our highest standards. We put those we serve first, including the students, community, the profession, and our patients.

**Innovation:** The college has environment encourages excitement and openness to change, such as incorporation of new technologies and teaching methods as well as curricular revisions. We provide opportunities for the exchange of ideas, and encourage and support the implementation of new ideas. Community-based initiatives which are economically, culturally and academically desirable are encouraged.

#### **6.1.3 How is the leadership involved in**

##### **\* developing E-Governance strategies for the institution?**

The IQAC and committee for teaching learning evaluation, committee for IT facilities and smart classes are adapting newer technologies for improving the quality of education being imparted to the students by installing computers and LCD projectors in all the lecture halls and seminar rooms. Digitisation of administrative works is the key priority of the committee



and several steps have been taken to adopt e-governance in the institution. Students are being taught using modern technology such as smart class; electronic storage of patient data is being practiced. Patient treatment data soft ware is used in all the departments to store patient treatment records and to ensure transparent treatment costs to all patients.

**\* ensuring the organization's management system development, implementation and continuous improvement?**

The governing council of the institution comprising Chairman, Board of directors, trustees, Principal, external members and faculty members meet to oversee and guide the policy decisions of the institution. The principal is ex-officio member secretary of the governing council and chair person of internal quality assurance cell. Four associated deans with their respective committees and participation of different stakeholders in governance ensuring the organization's management system development, implementation and continuous improvement.

**\* interacting with its stakeholders?**

The students, parents, alumni, patients, university, the state government, the national affix body, central government and community at large are the stake holders. The institution has established mechanism to interact with all these stakeholders.

**\* reinforcing a culture of excellence?**

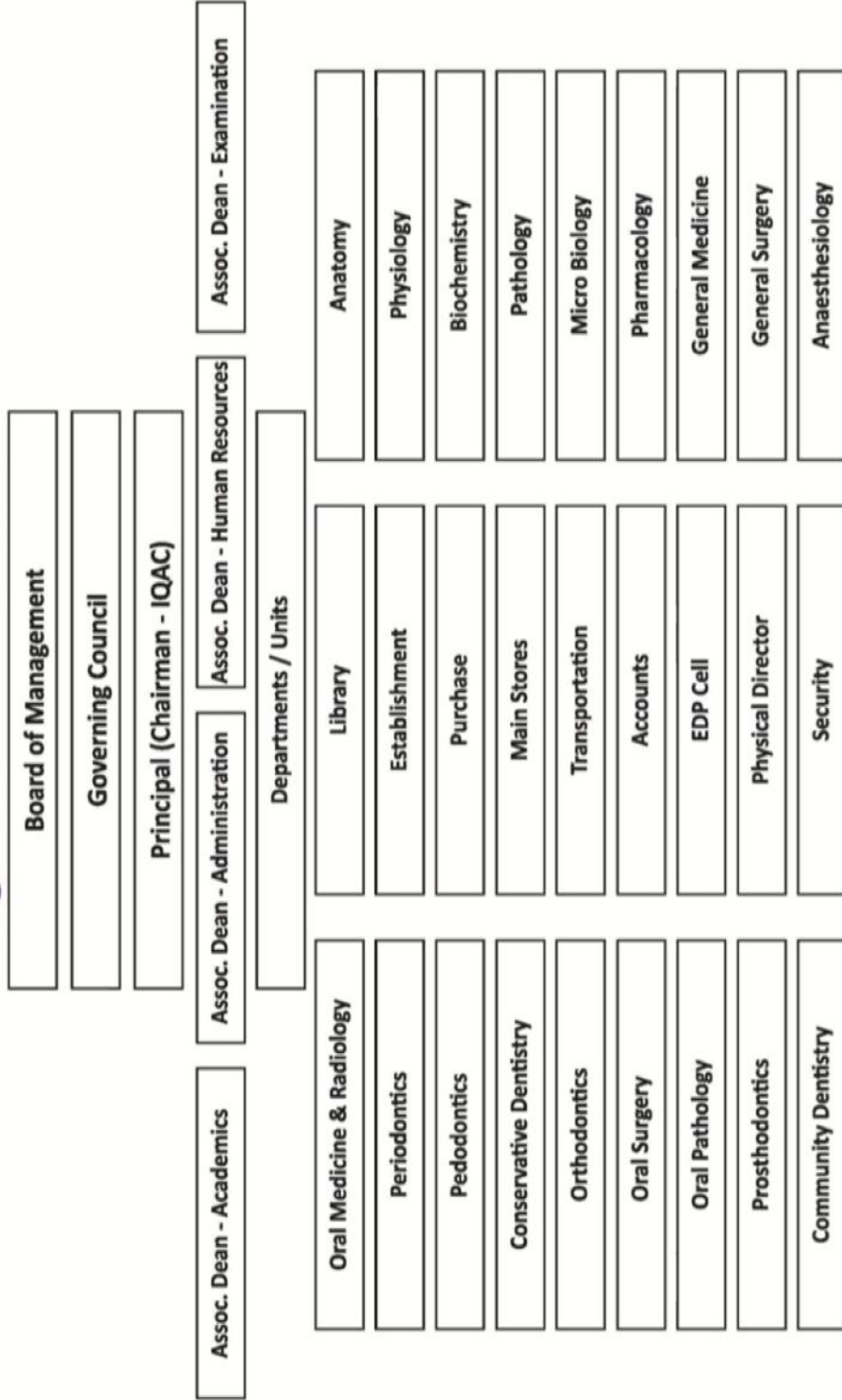
All through the processes and IQAC continuous improvement is initiated and the reinforcing a culture of excellence is practiced strigently

**\* identifying organizational needs and striving to fulfill them?**

Well-structured system is put in place to obtain feedback from patients, students, parents, staff and alumni. These feedback forms are then analyzed for formulating strategies for identifying organizational needs and fulfill them.



### Organizational Structure





**6.1.4 Were any of the top leadership positions of the institution vacant for more than a year? If so, state the reasons.** NO

**6.1.5 Does the institution ensure that all positions in its various statutory bodies are filled and meetings conducted regularly?**

The positions in various statutory bodies are filled as when the need arises and meetings of the statutory bodies are held regularly.

**6.1.6 Does the institution promote a culture of participative management? If yes, indicate the levels of participative management.**

Yes the institution promotes the culture of participative management at all levels. Along with the governing council staff and two student representatives are also involved in the meetings to consider the perspectives of students and faculty at different levels.

**6.1.7 Give details of the academic and administrative leadership provided by the university to its affiliated colleges / constituent units and the support and encouragement given to them to become autonomous.**

Sri Rajiv Gandhi college of dental science is affiliated to the RGUHS. The faculty participated in various authorities of the university as members. The affiliating university has provided all necessary empowerment autonomy and accountability to improve quality and continuous basis and get accredited by the national authorities.

**6.1.8 Have any provisions been incorporated / introduced in the University Act and Statutes to provide for conferment of degrees by autonomous colleges?**

NOT APPLICABLE.

**6.1.9 How does the institution groom leadership at various levels? Give details.**

Student level: All students are encouraged to become a part of various committees, which will hold various academic, sports, and cultural activities in the institution.

Faculty level: All administrative work is decentralized and distributed for efficient management. Various committees like student welfare committee, patient grievances committee, CDE program committee, etc are made and are headed by faculty and is well represented by a mixture of both junior and senior faculty members.

Administrative level: Administrative office is headed by the Director under the guidance of the Chairman and various sections are formed to address the needs of the institution; namely



Accounts section, Administrative section, Examination section, Stores etc.

**6.1.10 Has the institution evolved a knowledge management strategy which encompasses the following aspects such as access to**

- \* **Information Technology,**
- \* **National Knowledge Network (NKN),**
- \* **Data Bank,**
- \* **Other open access resources along with effective intranet facilities with unrestricted access to learners.**

**If yes, give details.**

**Information Technology:** The management has taken several steps to integrate information technology. The campus is Wi-Fi enabled and all departments have desktop computers, scanners, printers and laptops with LAN network. Patient management software has been procured and is being used to record, store and share patient data.

National Knowledge Network:

Not linked

**Other open access resources** along with effective intranet facilities with unrestricted access to learners. If yes, give details.

All the departments have LAN network and are interconnected for sharing of patient data to facilitate faster case disposal and better interdepartmental coordination

The lecture halls, library, college campus and the hostel is equipped with high speed Internet Wi-Fi facility which can be accessed by all staff and students for uninterrupted learning.

All students and staff have unrestricted access to Helinet in library for accessing over 500 various research journals providing information and knowledge to the staff for quality teaching learning and research, as well as serving as learning material for students.

**6.1.11 How are the following values reflected in the functioning of the institution?**

- \* **Contributing to National development**

The Institution in association with the following NGO associations

1. Rotary club
2. Lions club
3. Bawa foundation
4. Karnataka cancer society



#### 5. Insignia foundation

has conducted a lot of public interactive sessions through camps, oral health care programmes, school dental health programmes where the faculty interact with school students, parents, teachers to create awareness on oral health care, HIV – AIDS, oral cancer.

School dental health programs have been conducted in following schools

1. IQRA School
2. Kodigehalli government school.
3. Vidyanjali School
4. Planet Kids

Schools adopted:

1. IQRA School
2. Kodigehalli government school.

The institution has adopted Singanayakanahalli village and has set up a rural Dental Centre. Peripheral clinics have been set up in association with BBMP in Munireddypalya and Ganganagar.

Institution provide free complete denture treatment for poor and needy through the government of Karnataka scheme for dental health called DANTA BHAGYA

#### **\* Fostering global competencies among students**

The institution is offering quality programs like BDS and MDS courses, CDE programs and hands on courses in all specialties enabling students to be at par with other students globally.

For improving communication competence, students are guided and encouraged to present papers, posters, table clinics and debate in State, National and International Conferences.

#### **\* Inculcating a sound value system among students**

The institution provides appropriate learning opportunities to live in peace and harmony in the midst of pluralities. The institution has students from all over the country and abroad who come from different background and no discrimination is made based on their caste, creed or ethnicity.

The PHD of the college further sensitises students to the responsibilities of health professionals to service of the community, especially economically- and other disadvantaged sections of society by conducting free dental treatment camps.

#### **\* Promoting use of technology**

Advances in technology have applications in teaching, treatment and in various administrative matters and the college has incorporated its use considering its usefulness to



students and the institution as a whole.

Teaching – all lecture halls are equipped with LCD overhead projectors and CPU for powerpoint projections, 4mbps wi-fi connection allows staff and students to instantly access internet for updating the knowledge on recent scientific advancements.

Treatment -The college uses modern advanced clinical and investigative equipments in student teaching-learning activities. New technologies have been described under ‘Summary’ of Part II-B, Criteria 4.

Administration - Different spheres of administration—namely, admissions, examinations, human resources, stores, purchase and accounts—utilise electronic platforms for data management and analysis

- A separate soft ware for patient data management and payments is used in all the departments to store patient treatment records and to ensure transparent treatment costs to all patients.

**\* Quest for excellence**

In its quest for excellence, the college formed different committees and sub-committees in with the purpose of discussing, formulating and executing new policies and to monitor the relevance of existing ones.

Regular meetings and discussions are held by this group members along with the Principal and Heads of Department and students for obtaining information and executing the policy.

The college has a strong team of committed faculty, many of whom are senior, experienced and leaders in their field; the college and hospital has a excellent infrastructure, with adequate clinical material, sound research productivity and wide-ranging extension activities for the benefit of students. The students are also provided with outdoor and indoor sports infrastructure for holistic development.

**6.1.12 Has the institution been indicted / given any adverse reports by National Regulatory bodies? If so, provide details. No**

**6.1.13 What are the projected budgetary provisions towards teaching, health care services, research, faculty development, etc.?**

<b>Heads</b>	2009-2010	2010-2011	2011-2012	2012-2013	2013-2014	2014-2015
Income	56504577.00	51214087.42	62504317.00	85648053.50	102607597.00	118840622.40
expenses	55579175.18	51008325.18	65860831.08	82364553.64	97582747.93	106956816.11





P &L	925335.82	205762.24	-3556514.08	3283499.86	5024849.07	11883806.29
------	-----------	-----------	-------------	------------	------------	-------------

## 6.2 Strategy Development and Deployment

### 6.2.1 Does the institution have a perspective plan for development? If yes, what aspects of the following are considered in the development of policies and strategies?

- \* **Vision and mission**
- \* **Teaching and learning**
- \* **Research and development**
- \* **Community engagement / outreach activities**
- \* **Human resource planning and development**
- \* **Industry interaction**
- \* **Internationalization**

Yes. The institution has an adequate infrastructure for accommodating 100 UG students and 21 postgraduate students for an academic year. The institution has a perspective plan for development of the infrastructure and allied resources for intake of more Post-Graduate seats and to introduce new certified courses like dental hygienist course and dental technicians course as per demand of stakeholders. The Institute aims to become a premier teaching institute with commitment to education and research with focus on academic excellence.

**Vision and mission:** Statement formed and displayed at prominent places.

**Teaching and learning:** The institute constantly develops new concepts for effective teaching and learning, which has reflected in the university results of our students such as active learning, blended learning, concept mapping or mindmapping, community engaged learning and service learning is implemented successfully. Other concepts like seminar presentations and repetition of difficult topics and viva voce is structured in three different categories such as

Category – 1 Must Know

Category – 2 Desirable To Know

Category- 3 Nice To Know

**Research and development:** Research forms an integral part of any training program. In the institute, postgraduate students are pursuing research as a part of their training program. However the undergraduates are also encouraged to take up research projects.



**Community engagement/outreach activities:** with active participation of public health dentistry, many events and camps for 'health education in dental care as well as treatment' are arranged and carried out successfully.

**Human resource development and planning:** All the teaching, non-teaching staff is categorized as per their individual capabilities and experience. The goal is to provide the best of services and quality care to the patients.

**Industry interaction:** There is mutual interaction and constant support between the institute and various dental companies for instruments/equipment/material. Sponsorship for scientific sessions and seminars as well as conduct of dental health surveys is also encouraged. The aim is to foster and achieve a mutually beneficial and interactive participation between the institute and industry

\* **Internationalization :** Institution makes every efforts in all the departments to induce globally competent knowledge, skills and research.

### **6.2.2 Describe the institution's internal organizational structure (preferably through an organogram) and decision making processes and their effectiveness.**

\* **Is there a system for auditing health care quality and patient safety? If yes, describe.**

Yes. The institution has a committee to receive complaints/grievances from patients for their redressal. The Hospital Services Committee regularly monitors the services provided to the patients and every effort is made, in not delaying any services. Any delay in treatment service is immediately addressed verified and rectified. All the sterilization and disinfection protocols are followed to ensure the patient's safety, which is the top most priority of the institution. The quality and serviceability of all equipment/instruments used is routinely reviewed by condemn committee to track their usage and efficiency.

\* **How often are these review meetings held with the administrative staff?**

\* The IQAC meets once in 3 months. The associated deans review the performance of the respective committees on alternate months. Each head of the departments review the performance of the department in academic administrative examination and human resource components monthly once.

### **6.2.3 Does the institution conduct regular meetings of its various Authorities and Statutory bodies? Provide details.**

Refer answer for 6.2.2



**6.2.4 Does the institution have a formal policy to ensure quality? How is it designed, driven, deployed and reviewed?**

The college has designed the formal quality policy to ensure quality. This policy is designed and developed by an inside out approach involving the concerned stakeholders opinions. The committee for policies procedures and practice reviews the policies on regular basis. Appropriate policy guidelines are provided to the concerned committee chair persons and members. The quality policies are well displayed across the campus on prominent areas and in student handbook.

**6.2.5 Does the institution encourage its academic departments to function independently and autonomously and how does it ensure accountability?**

Departments in the institution function independently and autonomously. The HODs hold regular meetings with department faculty and supporting staff to identify the problems related to the material supply, its maintenance, patient records and follow up. How ever the institutional policies are followed by all the H.O.D's.

**6.2.6 During the last four years, have there been any instances of court cases filed by and / or against the institution? What were the critical issues and verdicts of the courts on these issues?**

Yes. A case has been filed by the college and the case is still pending for the verdict.

**6.2.7 How does the institution ensure that grievances / complaints are promptly attended to and resolved effectively? Is there a mechanism to analyze the nature of grievances for promoting better stakeholder-relationship?**

Grievances redressal cell is established to identify and resolved the different grievances of varied stakeholders. Students grievances, examination grievances, faculty grievances, women grievances and patient grievances are heard in open session and suggestion for improvement are considered and necessary actions are initiated. Anti ragging committee present on the campus.

**Women's Grievances:**

There is a Women's Empowerment Committee to address gender related problems and Sexual Harassment (WE & SHE Committee), which has representatives from female faculty. Any complaints on these sensitive issues are addressed immediately and strong deterrent action is taken.



**6.2.8 Does the institution have a mechanism for analyzing student feedback on institutional performance? If yes, what was the institutional response?**

The college has mechanism to collect feedback from different stakeholders on institutional performance. Students provide feedback on courses, programs, library, infrastructure, teaching learning evaluation, student support and such other components of institutional performance in academic, administration, human resource and examinations are availed by review meeting conducted by the respective associated deans with their committees.

**6.2.9 Does the institution conduct performance audit of the various departments?**

The principal conducts meetings regularly monthly basis to discuss about the improvements and shortcomings of respective departments.

HODs of various departments communicate with the Principal regarding performance in respect to their departments. The Principal organizes the meetings to facilitate improvements in academic as well as healthcare services.

Performances both at the Department level as well as individual level are reported upon and monitored regularly.

Audit of the departments is been carried out in the form of mock inspection which gives an analysis about the performance of both the individual and department as well. The faculty publications are reviewed on a quarterly basis.

**6.2.10 What mechanisms have been evolved by the institution to identify the developmental needs of its affiliated / constituent institutions?**

The college through its stringent IQAC mechanism evaluates the entire system constituent - wise, identifies the areas for improvements and initiates preventive and corrective actions to improve the system on continuous basis. The developmental needs of the constituent units are addressed by the respective committees and necessary actions are initiated.

**6.2.11 Does the institution and hospital have their own updated websites? If so, is the information regarding faculty and their areas of specialization, days of availability, timings, consultation charges available on the website?**

Yes. The College has its own updated website ([www.srgcds.ac.in](http://www.srgcds.ac.in)) and ([www.rgcgroup.org](http://www.rgcgroup.org)) which provides an information regarding faculty and their areas of specialization. 100% full time faculty is available in the institution. Since treatment charges are nominal, consultancy charges are not displayed.



**6.2.12 What are the feedback mechanisms and documentations to evaluate the outcomes of these exercises?**

The feedback mechanisms and documentations are - Feedback committee constituted different feedbacks are designed and implemented by the institution. Student feedback on teachers performance, library users feedback, on courses and programs, infrastructure feedback, patient's feedback, parent's feedback and alumni feedback are feedbacks collected. From the analysis of these feedback conclusions are drawn and documented. Recommendations are placed before appropriate authorities for further needful actions.

**6.3 Faculty Empowerment Strategies**

**6.3.1 What efforts have been made to enhance the professional development of teaching and non-teaching staff? What is the impact of Continuing Professional Development Programs in enhancing the competencies of the university faculty?**

The College encourages all the faculty members to attend specialty conferences/continuing dental education programs.

The College arranges Basic Life Support (BLS) course annually. Most of the faculty members have attended the course.

As part of requirement for RGUHS, all staff members have attended TEACHERS TRAINING PROGRAMME Workshop, which helped to inculcate new teaching methods.

Most of the non-teaching staff has attended a program on soft skills arranged by the College, which exposed them to various computer skills so that the organization of the patient's data would be made easy.

The supporting staff has also been trained for sterilization protocol and chair side assistance

**6.3.2 What is the outcome of the review of various appraisal methods used by the institution? List the important decisions.**

Different appraisal methods are followed for different constituents of the system. Faculties submit self performance appraisal once in a year. Academic audit appraisal are done once in 3 months. Based on the outcome analysis of these appraisal area for improvement in faculties performance is identified, and actions are initiated in the form of faculty recharge activities such as deputing them for work shop and conferences. Similarly from the outcome of academic audit necessary actions are initiated to enrich the constituents of academic process



**6.3.3 What are the welfare schemes available for teaching and non-teaching staff? What percentage of staff have benefitted from these schemes in the last four years? Give details.**

Dental treatment is available to staff and students of the College in the dental hospital on the cost effective prices.

The staff has casual leaves apart from earned leaves and medical leaves as admissible under the institutional policies.

Provident fund and E S I

Staff is provided College bus transport with reasonable charges.

The College provides staff quarters within and near the campus. Currently only few staff are using the facility as most of them are local with the own residencies.

Apart from the aforementioned welfare schemes, staff and students have the option of availing several recreational/sport facilities, such as the basketball court, badminton court, Table tennis.

**6.3.4 What are the measures taken by the institution for attracting and retaining eminent faculty?**

The efficiency and the ethics of the administrative committee and support for research programme (Ph.D) and its invaluable extended support for the personal and professional development of the faculty. From the outcome analysis of self performance appraisal necessary supports are provided for research / faculty development activities and faculty retention measures are initiated. It also encourages to hold key positions in the speciality society office. The College maintains the zeal and enthusiasm of eminent faculty, by bringing in newer dental materials, advanced equipment, technology such as implant equipment ,metal free ceramics, lasers to name a few.

**6.3.5 Has the institution conducted a gender audit during the last four years? If yes, mention a few salient findings.**

After admission process is completed students enrolment data category wise is maintained. The college has maintained year wise data for last 5 years category wise. This data provides useful information of gender audit also.





**6.3.6 Does the institution conduct any gender sensitization programs for its faculty?**

The college has designated associated dean human resources. Committee for women empowerment and committee for sexual harassment elimination are present. These committees initiate gender sensitization programs and also programs to create awareness of law pertaining to women.

**6.3.7 How does the institution train its support staff in better communication skills with patients?**

The support staff will be given orientation and guidance by H.O.D of the respective departments on monthly basis. Non-teaching staff had been trained for soft skills to maintain patient's data and treatment charges. Help desk is placed in the front office with support staff being trained for it. The institute has public relative officer to resolve the queries and provide guidance to the patients. At the department level the institute has a lady receptionist who had been trained for patient reception and allotment of the patient.

**6.3.8 Whether the research interests of teaching faculty are displayed in the respective departments?**

Yes. Faculty member's diverse and primary research interests are displayed in the Department library for the reference

**6.3.9 Do faculty members mentor junior faculty and students?**

Yes. Senior faculty members provide guidance and mentor junior faculty members in methods of teaching, clinical practice, research, publication, and C.D.E programs and scientific meet. Every forty-five days once post-graduate inter-disciplinary meet will be conducted and is mentored by one senior staff member of every participating department. The entire senior faculty members are the RGUHS recognised guides and provide guidance to post graduate students in academics, clinical work and research. Several Undergraduate students have been part of research work and are mentored by staff of respective departments. This helps in creating a thought of research sensibility in a new generation of dentists.

**6.3.10 Does the institution offer incentives for faculty empowerment?**

Faculty empowerment incentives are initiated. Faculty are provided with incentives for being guide to PG students and also incentives are provided for faculty development activities such as feed money for research and incentives to attend the conferences.





#### **6.4 Financial Management and Resource Mobilization**

##### **6.4.1 What is the institutional mechanism available to monitor the effective and efficient use of financial resources?**

The college has constituted finance committee which does the the effective and efficient use of financial resources.

The institution has well planned financial policies for the effective use of financial resources available at the institution. Every year, the institution through General Body Meeting and discussions, goes through the financial layout of the current year by the end of the financial year and evaluate the pros and cons and thereafter conduct corrective measures, propose and approve the financial budget for the forthcoming financial year, considering the available sources of income., through fee collection and other forms and thereby adopt the utilisation of the fund for the smooth functioning of the institution for the next one year.

The Trust also take advice and assistance from its auditor and Heads of Accounts Wing.

The institution also gets its financial system rated by the financial consulting agencies like, CRISIL.

Provisional balance sheets are prepared at the half of the financial year i.e as on 30<sup>th</sup> September, at the three-fourth of the year i.e. as on 31<sup>st</sup> December and at the end of the financial year i.e. as on 31<sup>st</sup> March.

##### **6.4.2 Does the institution have a mechanism for internal and external audit? Give details.**

The institution has a mechanism for both internal and external audit. The internal audit is conducted every financial year by a team of financial heads and officers and verified by the external auditor of the institution. In addition, at the end of the financial year, detailed auditing is also conducted by the external auditor and prepare the audit report.

##### **6.4.3 Are the institution's accounts audited regularly? Have there been any audit objections, if so, how were they addressed?**

Yes, the institution's accounts are audited regularly. There are no audit objections, as they are regularly monitored with the help of internal auditing.

##### **6.4.4 Provide the audited statement of accounts with details of expenses for academic, research and administrative activities of the last four years.**



**SRI RAJIV GANDHI COLLEGE OF DENTAL SCIENCES & HOSPITAL**  
**CHOLANAGAR, R.T. NAGAR, HEBBAL BANGALORE-32**  
**FIXED ASSETS STATEMENT AS AT 31ST MARCH 2015**

SL. No.	Particulars	Balance as on 01.04.2014	Additions More than 6 Months	Additions Less than 6 Months	Total as on 31.3.2015	Depreciation		W.D.V as at 31.03.2015
						Rate (%)	Amount (Rs.)	
1	Land	39760218.00	0.00	0.00	39760218.00	--	NIL	39760218.00
2	Building	60493045.80	0.00	0.00	60493045.80	10%	6049304.58	54443741.22
3	Electrical Fittings (WIP)		803698.00	9897781.00	10701479.00	--	--	10701479.00
4	Building Construction (WIP)	38743013.00	5835529.00	7192161.00	51770703.00	--	--	51770703.00
5	Computers	241509.96	0.00	53500.00	295009.96	60%	160955.98	134053.99
6	Electrical Fittings	6366461.96	171140.00	1748736.00	8286337.96	15%	1111795.49	7174542.47
7	Furniture & Fixtures	6603023.70	1167749.00	586869.00	8357641.70	10%	806420.72	7551220.98
8	Lab & Medical Equipments	36795419.57	2900184.00	2323519.00	42019122.57	15%	6128604.46	35890518.11
9	Library Books	5171040.81	712617.00	61497.00	5945154.81	15%	887160.95	5057993.86
10	UPS	40168.00	135082.00	106000.00	281250.00	60%	136950.00	144300.00
11	Vehicle	1952820.76	13500.00	430000.00	2396320.76	15%	327198.11	2069122.65
12	Xerox Machine Software	160413.30	0.00	0.00	160413.30	15%	24062.00	136351.31
		39581.20	0	0.00	39581.20	60%	23748.72	15832.48
	<b>Total</b>	<b>196366716.07</b>	<b>11739499.00</b>	<b>22400063.00</b>	<b>230506278.07</b>		<b>15656201.01</b>	<b>214850077.06</b>



For Sri Rajiv Gandhi College of Dental Sciences & Hospital

*(Signature)*

Chairman



**SRI RAJIV GANDHI COLLEGE OF DENTAL SCIENCES & HOSPITAL**  
CHOLANAGAR, R.T. NAGAR, HEBBAL BANGALORE-32  
FIXED ASSETS STATEMENT AS AT 31ST MARCH 2014

SL. No.	Particulars	Balance as on 01.04.2013	Additions		Total as on 31.3.2014	Depreciation		W.D.V as at 31.03.2014
			More than 6 Months	Less than 6 Months		Rate (%)	Amount (Rs.)	
1	Land	39760218.00	0.00	0.00	39760218.00	--	NIL	39760218.00
2	Building	67214495.34	0.00	0.00	67214495.34	10%	6721449.534	60493045.80
3	Building Construction (WIP)	16763377.00	10349838.00	11629798.00	38743013.00	0.00	0.00	38743013.00
4	Computers	544285.91	59489.00	0.00	603774.91	60%	362264.95	241509.96
5	Electrical Fittings	2927192.54	143770.00	4060696.00	7131658.54	15%	765196.58	6366461.96
6	Furniture & Fixtures	4407796.45	2847091.00	77500.00	7332387.45	10%	729363.74	6603023.70
7	Lab Equipments	23695950.73	15002038.00	4218518.00	42916506.73	15%	6121087.16	36795419.57
8	Library Books	4365203.98	660353.00	972235.00	5997791.98	15%	826751.17	5171040.81
9	UPS	100420.00	0.00	0.00	100420.00	60%	60252.00	40168.00
10	Vehicle	972084.22	0.00	1217891.00	2189975.22	15%	237154.46	1952820.76
11	Xerox Machine	188721.53	0.00	0.00	188721.53	15%	28308.23	160413.30
12	Software	98953.00	0.00	0.00	98953.00	60%	59371.80	39581.20
	<b>Total</b>	<b>161038698.70</b>	<b>29062579.00</b>	<b>22176638.00</b>	<b>212277915.70</b>		<b>15911199.63</b>	<b>196366716.07</b>



For Sri Rajiv Gandhi College of Dental Sciences

*[Signature]*  
Chairman





**SRI RAJIV GANDHI COLLEGE OF DENTAL SCIENCES & HOSPITAL**  
CHOLANAGAR, R.T. NAGAR, HERBAL BANGALORE-32  
FIXED ASSETS STATEMENT AS AT 31ST MARCH 2013

Sl. No.	Particulars	Balance as on 01.04.2012	Additions More than 6 Months	Additions Less than 6 Months	Total as on 31.3.2013	Depreciation		W.D.V as at 31.03.2013
						Rate (%)	Amount (Rs.)	
1	Land	39760218.00	0.00	0.00	39760218.00	--	NIL	39760218.00
2	Building	74682772.60	0.00	0.00	74682772.60	10%	7468277.26	67214495.34
3	Building Construction (WIP)	2194596.00	0.00	14568781.00	16763377.00	60%	0.00	16763377.00
4	Computers	1360714.77	0.00	0.00	1360714.77	60%	816428.86	544285.91
5	Electrical Fittings	1482192.55	1621467.00	312521.00	3416180.55	15%	488988.01	2927192.54
6	Furniture & Fixtures	3435045.16	950486.00	485072.00	4870603.16	10%	462806.72	4407796.45
7	Lab Equipments	25529613.97	1450625.00	824592.00	27804830.97	15%	4108880.25	23695950.73
8	Library Books	4202210.45	488070.00	409152.00	5099432.45	15%	734228.47	4365203.98
9	UPS	207550.00	43500.00	0.00	251050.00	60%	150630.00	100420.00
10	Vehicle	1143628.50	0.00	0.00	1143628.50	15%	171544.27	972084.22
11	Xerox Machine	112025.33	110000.00	0.00	222025.33	15%	33303.80	188721.53
12	Software	247382.51	0.00	0.00	247382.51	60%	148429.51	98953.00
	<b>Total</b>	<b>154357949.84</b>	<b>4664148.00</b>	<b>16600118.00</b>	<b>175622215.84</b>		<b>14583517.14</b>	<b>161038698.70</b>



For Sri Rajiv Gandhi College of Dental Sciences  
*S. L. G.*  
Chairman



**SRI RAJIV GANDHI COLLEGE OF DENTAL SCIENCES & HOSPITAL**  
Cholanagar, R.T. Nagar, Hebbal

**Fixed Assets Statement as at 31st MARCH 2012**

SL. No.	Particulars	Balance as on 01.04.2011	Additions More than 6 Months	Additions Less than 6 Months	Total as on 31.3.2012	Depreciation		W.D.V as at 31.03.2012
						Rate (%)	Amount (Rs.)	
1	Land	39760218.00	0.00	0.00	39760218.00	--	NIL	39760218.00
2	Building	82980858.44	0.00	0.00	82980858.44	10%	8298085.84	74682772.60
3	Building Construction (WIP)		501650.00	1692946.00	2194596.00		0.00	2194596.00
4	Computers	30627.18	0.00	1926377.00	1957004.18	60%	596289.41	1360714.77
5	Electrical Fittings	1428509.06	18200.00	272962.00	1719671.06	15%	237478.51	1482192.55
6	Furniture & Fixtures	2096362.18	1387538.00	315300.00	3799200.18	10%	364155.02	3435045.16
7	Lab Equipments	4856471.44	278768.00	22880714.00	28015953.44	15%	2486339.47	25529613.97
8	Library Books	1594738.32	286084.00	2814607.00	4695429.32	15%	493218.87	4202210.45
9	UPS			296500.00	296500.00	60%	88950.00	207550.00
10	Vehicle	767396.29	578049.00	0.00	1345445.29	15%	201816.79	1143628.50
11	Xerox Machine	46794.49	85000.00	0.00	131794.49	15%	19769.17	112025.33
12	Software		13000.00	345975.00	358975.00	60%	111592.50	247382.51
	<b>Total</b>	<b>133561975.40</b>	<b>3148289.00</b>	<b>30545381.00</b>	<b>167255645.40</b>		<b>12897695.58</b>	<b>154357949.84</b>



For Sri Rajiv Gandhi College of Dental Sciences  
*[Signature]*  
Chairman



**6.4.5 Narrate the efforts taken by the institution for resource mobilization.**

Following Budgetary control system and periodic comparison with actual and find the variances and control accordingly.

- The finance committee Prepares periodic cash flow analysis.
- And Compares pay-back period with actual in case of capital expenditure

**6.4.6 Is there any provision for the institution to create a corpus fund? If yes, give details.**

Yes, the management has created a corpus fund and the interest of which is utilized for research and extension activities.

**6.4.7 What are the free / subsidized services provided to the patients in the hospital?**

Most of the services are subsidized and are detailed in department wise report

**6.4.8 Does the institutions receive fund from philanthropic organizations / individuals towards patient care? If yes, give details.**

No

**6.4.9 Do patients from other states / abroad come for treatment, reflecting the unique quality health care provided by the institution?**

The college is located in prime area of Bangalore Metro City. People from different states and country stay here for education and other business needs. The college takes every opportunity to serve such persons oral health care education and service needs.

**6.5 Internal Quality Assurance System**

**6.5.1 Does the institution conduct regular academic and administrative audits? If yes, give details.**

The college has a mechanism to collect bi-monthly academic and administrative audit report from all the departments through feedback process. These feedback are analyzed for academic and administrative audits. In addition to this institutional mechanism the college undergoes annual such audit by the affiliating university and regulatory council.



**6.5.2 Based on the recommendations of the Academic Audit, what specific follow up measures have been taken by the institution to improve its academic and administrative performance?**

The institutional has initiated numerous activities such as designating and different associate deans, constituting different committees, and establishing mechanism for monitoring key academic and administrative processes.

**6.5.3 Is there a central unit within the institution to review the teaching-learning process in an ongoing manner? Give details of its structure, methodologies of operations and outcome?**

The college has well established mechanism to a view the teaching, learning and evaluation process. Associate dean academic with all the committees pertaining to teaching, learning and evaluation process reviews on continuous basis. Some of the areas reviewed for teaching, learning process are - the time table and annual calendar of events and implementation. lesson plans, teacher topic time table, teacher quality, faculty development activities, continuous performance assessment cards, stated learning objectives of each course, and accomplishment of learning objectives assessments are the few methodologies.

**6.5.4 How has IQAC contributed to institutionalizing quality assurance strategies and processes?**

The internal quality assurance cell with its structure, strategies and process has institutionalizing quality in key aspects of health care educational systems. The IQAC assures quality in academic, administration, human resource and examination through its committees. The IQAC involves the varied stake holders and exceeds the requirement of these people.

**6.5.5 How many decisions of the IQAC have been placed before the statutory authorities of the institution for implementation?**

Yes, All the decision of the IQAC are placed before the mission monitoring cell and governing council.

**6.5.6 Are external members represented in the IQAC? If so, mention the significant contribution made by such members.**

The internal quality assurance cell leaves no stone unturned to meet the stake holders needs.





The committee has representation of external member. The alumni are represented on the committee who provide appropriate inputs for furtherance of the institution

**6.5.7 Has the IQAC conducted any study on the incremental academic growth of students from disadvantaged sections of society?**

Yes, every year the IQAC has conducted study on the incremental academic growth students from disadvantaged sections of society.

**6.5.8 Are there effective mechanisms to conduct regular clinical audit of the teaching hospital? Give details.**

Yes, the associate dean administration reviews the functioning of the clinical services provided by the institution. Patient feedbacks are collected, analyzed and reviewed. In addition the patient data, the infrastructure, the equipment and other facilities are regularly reviewed by varied committees meant for the purposes. Rigid infection control measures and radiation control including the patient care standards are implemented.

**6.5.9 Has the institution or hospital been accredited by any other national / international body?**

The institution is under the process of getting certified by ISO.

**6.5.10 Does the hospital have institutional and individual insurance schemes to cover indemnity claims?**

Yes, under process.

*Any other information regarding Governance, Leadership and Management which the institution would like to include.*



**Criteria VII :  
Innovations &  
Best  
Practices**



## **Criteria VII: Innovations and Best Practices**

### **7.1 Environment Consciousness**

#### **7.1.1 Does the institution conduct a Green Audit of its campus?**

Yes, The college has committee for environment consciousness. This committee has conducted green audit of campus and maintains eco friendly garden and greeneries across the campus.

#### **7.1.2 What are the initiatives taken by the institution to make the campus eco-friendly?**

Sri Rajiv Gandhi Dental College and Hospital is situated in a campus amidst lush green natural beauty. It is situated in the heart of the city, surrounded by lot of greenery. The institution takes care about the surrounding greenery of the campus. Following initiatives have been taken by the institution to make the campus eco-friendly:

##### **\* Energy conservation**

The buildings have been planned such that they get natural ventilation and day light. Further, to create awareness amongst the students, faculty and staff, slogans have been put at appropriate places like classrooms, laboratories etc. mentioning about switching off lights and fans when not required. Solar water heaters have been installed in various hostels .

\* **Use of renewable energy** - The college has conducted guest lectures on renewable energy, alternative energy and created awareness about conservation of energy resources.

\* **Water harvesting** - The college has conducted guest lectures on water harvesting

\* **Solar panels** - The college uses solar panels and LED bulbs on the campus.

Solar energy panels have already been installed in various hostels

##### **\* Efforts for carbon neutrality**

Proper landscaping and greenery over the entire campus is the first step towards curbing the pollution. Numerous trees have been planted in the campus and more trees will be planted in the future. Organic waste generated in the campus is composted within the campus. There is only a limited entry of vehicles in the campus in order to minimize the pollution. Students are provided with bus facilities, which results in huge saving of fuel and emissions.



**\* Plantation - Botanical or Medicinal significance**

There are numerous trees present in the campus and efforts are being taken to plant many more. There is a well-maintained garden within the campus as well as several scattered patches of greenery throughout the campus.

**Bio-hazardous waste management**

A system of segregation and disposal of waste in every Department is being followed. Colour coded containers and plastic bags for the segregation of the bio-medical waste. Is used.

**E-waste management**

All the condemned electronic items from the departments are handed over to the central maintenance department for disposal.

**\* Effluent treatment and recycling plant**

To keep the campus clean, several dustbins have been placed all over .

**\* Recognition / certification for environment friendliness**

nil

**\* Any other (specify)**

**7.1.3 How does the institution ensure that robust infection control and radiation safety measures are effectively implemented on campus?**

Various measures have been undertaken to ensure infection and radiation control :

Use of protective gears like apron , mask , head cap , gloves, eyewear , etc. while examining or treating patients.

Sensitization of interns and post graduate students towards infection control measures .

Strategic placement of charts regarding Post-exposure prophylaxis in all the clinical departments.

Provision of state of the art Class B autoclaves in all the Departments with an efficient system for scrutinizing and record-keeping.

**Radiation Safety Measures:**

Radiology sections are indicated as areas of restricted entry and signs regarding the same are displayed clearly at the entrance to the sections.

Radiology department has predominantly gone digital. The use of digital radiography along with advanced software has significantly reduced the radiation dosage.



- Quality assurance exercises are carried out at periodic basis for ensuring safety and quality of imaging in the Radiology section.
- Radiation measuring and monitoring instruments like Personnel Monitoring Badges and radiation protection accessories like lead aprons, mobile protective barrier etc. are duly available in the departments.

**7.1.4 Has the institution been audited / accredited by any other agency such as NABL, NABH, etc.?**

Institution has initiated the process of accreditation by NABH and ISO

**7.2 Innovations**

**7.2.1 Give details of innovations introduced during the last four years which have created positive impact on the functioning of the institution.**

- PG program in 8 dental specialities was introduced.
- Fully equipped auditorium
- Extensive CDE programs
- Library with updated journals
- Upgradation of the infrastructure
- Blood donation camp was conducted for the first time in college.
- Tie up with BBMP clinics of Ganganagar and Munireddypalya
- Rural satellite clinic in Singanayakanahalli
- Tie up with the State Govt for DantaBhagyaYojana to deliver free complete dentures to senior citizens with BPL cards of Doddaballapur district.
- Adoption of KodigehalliGovtschool,IQRA school, Imdad-E-Nisa Trust
- Dental Era-Institutional journal was introduced.
- Adoption of Mylapanahalli,Hongenahalli and Singanayakanahalli villages.
- Extensive extension activities—More number of camps held.
- Republic Day was celebrated in the dental wing of the institution for the first time.
- Digital Valuation Centre-RGUHS
- RGUHS theory examination centre in our institution
- Revised college website
- Meditation sessions for staff and student welfare.
- More number of Restrooms
- Upcoming Canteen



### **7.3 Best Practices**

**7.3.1 Give details of any two best practices that have contributed to better academic and administrative functioning of the institution.**

1. The internal quality assurance system.
2. The extension activities and Institutional social responsibilities

### **7.3 Best Practices**

**7.3.1 Give details of any two best practices that have contributed to better academic and administrative functioning of the institution.**

1. The internal quality assurance system.
2. The extension activities and Institutional social responsibilities

#### **1. Title of the Practice**

**The internal quality assurance system.**

#### **2. Objectives of the Practice**

The objectives of the internal quality assurance system is to identify the areas for improvement in the entire educational system and initiate preventive and corrective action to meet the stake holders needs. The objectives of IQAC is to measure, monitor and initiate improvement in academic, administrative, human resource and examination prospective. The process has a mechanism to identify underperforming constituent of the system and initiates action for improvement.

#### **3. The Context**

The contextual features in designing and implementing the practice is challenging and exciting event for the institution. The great challenge is to decentralize the system and involve the human resource as a team to monitor the quality of the component assigned them. The IQAC has internalized system, provided accountability, empowerment and autonomy to different designations

#### **4. The Practice**

**Describe the practice and its uniqueness in the context of India higher education. What were the constraints / limitations, if any, faced (in about 400 words)?**

The college has well-knit system of decentralized administration. The system has identified broad areas of performance aspects and has allotted key areas to individual faculties. in IQAC all the departments, students, alumni, parents, community participate for the institutional



outcome. In this system PPP is implemented where in the customer participate and advice for improvement in quality.

### **5. Evidence of Success**

Continuous improvement is seen in the perception of quality, role of team and improvement initiated in academics, administration and examination. The mission components - oral health care, education, service and research are consciously practice.

### **6. Problems Encountered and Resources Required**

*Identify the problems encountered and resources required to implement the practice (in about 150 words).*

Few of the problems encountered are repeated meetings, review, encouraging, motivating the team members to adhere to the IQAC guidelines.

### **7. Notes**

The IQAC design , development and implementation is a marathon team event which is ever on going with inducted continuous improvement in the system.

*Any other information regarding Innovations and Best Practices which the institution would like to include.*

#### **1. Title of the Practice - 2**

#### **2. The extension activities and Institutional social responsibilities**

##### **2. Objectives of the Practice**

The objectives of the **extension activities and Institutional social responsibilities** is to identify the mutual areas in both institution and the community and achieve mutual excellence. The institution identifies common platforms in both institution and community such as areas of awareness education health, services and research.

for improvement in the entire educational system and initiate preventive and corrective action to meet the stake holders needs. The objectives the **extension activities and Institutional social responsibilities** to measure, monitor and initiate improvement in overall health care awareness, prevention and screening the oral health care illness. The process has a mechanism to identify the areas of services needed in the community.

#### **3. The Context**

The contextual features in designing and implementing the **extension activities and Institutional social responsibilities** practice is exciting event for the institution. In the





process of providing the extension activities the learner gets exposed to different set off clinical practices.

#### **4. The Practice**

**Describe the practice and its uniqueness in the context of India higher education. What were the constraints / limitations, if any, faced (in about 400 words)?**

The college has well-knit mechanism of **extension activities and Institutional social responsibilities**. The college has constituted committee for these activities involving different stakeholders. The community identifies different activities under institutional social responsibilities. Prepares calendar of events for the same and implements. The major social responsibility of the institution is to provide oral health care, education service and research. The department of public health dentistry regularly conducts oral health care, awareness, prevention and treatment as a part of curriculum.

#### **5. Evidence of Success**

The college has maintained strong community relationship through dental camps, awareness lecturers, oral cancer prevention and such activities.

#### **6. Problems Encountered and Resources Required**

No such significant problems are encountered to implement the extension activities and social responsibility

#### **7. Notes**

Through strong participation in extension activities and institutional social responsibilities the college has made in niche in the community and increased the visibility of the institution.

*Any other information regarding Innovations and Best Practices which the institution would like to include.*



**VOL-2**



**Evaluative Report  
of the Departments**



**VOLUME - 2**

<b>SL.NO</b>	<b>EVALUATIVE REPORT OF THE DEPARTMENTS</b>	<b>PG.NO</b>
<b>1.</b>	<b>Department of Oral Pathology &amp; Microbiology</b>	<b>01</b>
<b>2.</b>	<b>Department of Orthodontics &amp; Dent facial Orthopedics</b>	<b>13</b>
<b>3.</b>	<b>Department of Oral Medicine &amp; Radiology</b>	<b>32</b>
<b>4.</b>	<b>Department of Oral &amp; Maxillofacial Surgery</b>	<b>63</b>
<b>5.</b>	<b>Department of Periodontics</b>	<b>78</b>
<b>6.</b>	<b>Department of Conservative Dentistry &amp; Endodontics</b>	<b>110</b>
<b>7.</b>	<b>Department of Public Health Dentistry</b>	<b>131</b>
<b>8.</b>	<b>Department of Pedodontics &amp; Preventive Dentistry</b>	<b>144</b>
<b>9.</b>	<b>Department of Prosthodontics, Crown &amp; Bridge &amp; Implantology</b>	<b>167</b>
<b>10.</b>	<b>Evaluative Report of Medical &amp; Basic Science Departments</b>	<b>194</b>



## **Evaluative Report of the Department**

**1. Name of the Department** Oral pathology and microbiology

**2. Year of establishment :** 1992

**3. Is the Department part of a college/Faculty of the university?:**

Yes, a part of Sri Rajiv Gandhi College of Dental Sciences and Hospital Bengaluru.

**4. Names of programs offered (UG, PG, PharmD, Integrated Masters; M.Phil., Ph.D., Integrated Ph.D., Certificate, Diploma, PG Diploma, D.M./M.Ch., Super specialty fellowship, etc.)**

Under graduate- BDS

Post graduate- MDS

**5. Interdisciplinary programs and departments involved:**

Sl. No.	Date	Topic
1	17/12/12	Case presentation: Cleidocranial dysplasia
2	4/2/13	Case presentation: Unicystic ameloblastoma of mural subgroup
3	25/2/13	Case presentation: Pyogenic granuloma
4	15/4/13	Case presentation: Implant retained mandibular overdenture
5	20/5/13	Case presentation: Management of impacted canines
6	12/8/13	Case presentation: Low flow venous malformation
7	17/6/13	Ectodermal dysplasia in twins
8	28/10/13	Odontome : A case report.
9	2/12/13	Management of traumatic loss of bone and tooth using autogenous block bonegrafts and implants.
10	16/12/13	Crown lengthening .
11	27/1/14	Teeth whitening procedures



12	17/2/14	Hemimandibulectomy and its rehabilitation
13	17/3/14	Orthognathic treatment proceeedures
14	28/4/14	Diagnosis and treatment of ankylosis
15	22/7/14	Submandibular sialolithiasis with chronic sialadenitis
16	20/8/14	Osteomyelitis of the jaw
17	22/9/14	Soft tissue development around the pontic
18	27/10/14	Oral lichenoid reaction associated with amalgam restoration:Acase report.
19	1/12/14	3-D approach to temporomandibular disorders
20	29/12/14	Interdisciplinary orthodontics :adjunctive treatment procedures,restorative and esthetic challenges
21	28/1/15	Compound odontome
22	27/2/15	Biopsy:Indications and implications
23	27/4/15	Oral verrucous carcinoma :A case report
24	8/6/15	Panfacial trauma : the human jigsaw
25	20/7/15	Perio-esthetics
26	7/9/15	Tooth resorpyion : An enigmatic phenomenon

**6. Courses in collaboration with other universities, industries, foreign institutions, etc.:**

None

**7. Details of programs discontinued, if any, with reasons**

None

**8. Examination System: Annual/Semester/Trimester/Choice Based Credit System**

Annual

**9. Participation of the department in the courses offered by other departments**



**10. Number of teaching posts sanctioned, filled and actual (Professors/Associate Professors/Asst. Professors/others)**

	Sanctioned	Filled	Actual (including CAS & MPS)
Professor	01	01	
Associate Professor/Reader	02	02	
Assistant Professor /Lecturer	02	03	
Tutor / Clinical Instructor	Nil	Nil	

**11. Faculty profile with name, qualification, designation, area of specialization, experience and research under guidance:**

Name	Qualification	Designation	Specialization	No of years of experience
Dr. Hemavathy S	MDS	PROFESSOR & HOD	Oral & maxillofacial pathology	32 years
Dr. Yogesh TL	MDS	READER	Oral & maxillofacial pathology	8y 8 months
Dr. Nanda Prasad	MDS	READER	Oral & maxillofacial pathology	8 y 7 months
Dr. Yashwanth Reddy	MDS	Lecturer	Oral & maxillofacial pathology	1 year 6 months
Dr. Sandesh M	MDS	Lecturer	Oral & maxillofacial pathology	8 months
Dr. Nonitha s	MDS	Lecturer	Oral & maxillofacial pathology	2 months





**12. List of senior Visiting Fellows, adjunct faculty, emeritus professors**

None

**13. Percentage of classes taken by temporary faculty – program-wise information**

None

**14. Program-wise Student Teacher Ratio**

BDS	100 : 6
MDS	9: 6

**14. Number of academic support staff (technical) and administrative staff: sanctioned, filled and actual**

	Sanctioned	Filled	Actual
Technical staff	2	2	2

None

**15. Number of faculty with ongoing projects from a) national b) international funding agencies and c) Total grants received. Give the names of the funding agencies, project title and grants received project-wise.**

None

**16. Inter-institutional collaborative projects and associated grants received**

a) National collaboration b) International collaboration

None

**17. Departmental projects funded by ICMR; DST-FIST; UGC-SAP/CAS, DPE; DBT, ICSSR, AICTE, etc.; total grants received.**

None

**18. Research facility / Centre with**

- state recognition
- national recognition
- international recognition

None

**19. Special research laboratories sponsored by / created by industry or corporate bodies**

None

**20. Publications:**



\* **Number of papers published in peer reviewed journals**

○ **National** – 25

○ **International** - 10

\* **Monographs:** - None

\* **Chapters in Books:** -

\* **Books edited:**-None

\* **Books with ISBN with details of publishers:** -

\* **Number listed in International Database (For e.g. Web of Science, Scopus, Humanities International Complete, Dare Database - International Social Sciences Directory, EBSCO host, Medline, etc.)-**

\* **Citation Index – range / average** -

\* **SNIP**-None

\* **SJR**-None

\* **Impact Factor – range / average** -None

\* **h-index** -None

**21. Details of patents and income generated**

**22. Areas of consultancy and income generated**

None

**23. elected nationally / internationally to visit other laboratories / institutions / inFaculty sdustrries in India and abroad**

None

**24. Faculty serving in**

**a) National committees b) International committees c) Editorial Boards d) any other (specify)**

Dr. HEMAVATHY S	Governing council member	Chairperson
-----------------	--------------------------	-------------

**25. Faculty recharging strategies (Refresher / orientation programs, workshops, training programs and similar programs).**

Faculty has attended:

- Teachers training programs
- CDE programs



- Basic life support programs
- Hands-on courses
- National and state conferences and conventions

## **26. Student projects**

- percentage of students who have taken up in-house projects including inter-departmental projects

100%

- percentage of students doing projects in collaboration with other universities / industry / institute

None

## **27. Awards / recognitions received at the national and international level by**

- Faculty:

PAPER PRESENTATION 1 PLACE

(PG) **PINHAZ**: COLPOSCOPY.....VISION TOWARDS FUTURE DIAGNOSTIC AIDS. TRIPLE O SYMPOSIUM UDAYAPUR-MARCH, 2014.

(PG) **PINHAZ**: FREQUENCY OF PERCENTAGE OF SHOVELLING PATTERN IN INDIAN POPULATION.

FORENSIC MEDICINE & TOXICOLOGY WORKSHOP, VYDHEHI MEDICAL COLLEGE, FEB-2015.

## **28. Seminars/ Conferences/Workshops organized and the source of funding (national / international) with details of outstanding participants, if any.**

**Conducted** A CDE Triple Talk at Rajiv Gandhi Dental College, September 2013.

## **29. Code of ethics for research followed by the departments**

Ethical committee of the institution provides the ICMR guidelines for various research projects

## **30. Student profile program-wise:**



Name of the Program (refer to question no. 4)	Applications received	Selected		Pass percentage	
		Male	Female	Male	Female
BDS					
MDS		6	3	100%	100%

### 31. Diversity of students

Name of the Program (refer to question no. 4)	% of students from the same university	% of students from other universities within the State	% of students from universities outside the State	% of students from other countries
MDS	30	Nil	70	Nil

### 32. How many students have cleared Civil Services and Defense Services examinations, NET, SET, GATE, USMLE, PLAB, GPAT, NCLEX, CGFNS, IELTS and other competitive examinations? Give details category-wise.

None

### Student progression

Student progression	Percentage against enrolled
UG to PG	None
PG to M.Phil, DM / M Ch / DNB	None
PG to Ph.D.	None
Ph.D. to Post-Doctoral	None
Employed	
• Campus selection	None
• Other than campus recruitment	50%
Entrepreneurs	None

### 33. Diversity of staff

Percentage of faculty who are graduates of the same university	83.3%
from other universities within the State	16.6%
from universities from other States	None
from universities outside the country	None

### 34. Number of faculty who were awarded M.Phil., DM, M Ch, Ph.D., D.Sc. and D.Litt.



**during the assessment period**

None

**35. Present details of departmental infrastructural facilities with regard to**

**a) Library:** Total number of books: 150

**b) Internet facilities for staff and students:** wi-fi

**c) Total number of class rooms:** 01

**d) Class rooms with ICT facility and 'smart' class rooms:** None

**36. List of doctoral, post-doctoral students and Research Associates**

**a) from the host institution/university**

**b) from other institutions/universities**

None

**37. Number of post graduate students getting financial assistance from the university.**

None

**38. Was any need assessment exercise undertaken before the development of new program(s)? If so, highlight the methodology.**

No

**39. Does the department obtain feedback from**

**a. faculty on curriculum as well as teaching-learning-evaluation? If yes, how does the department utilize the feedback?**

The college has a comprehensive system of feedbacks, design, development and implementation of selected key areas of the education system. The faculties provide feedback on curriculum and teaching learning evaluation at the institution level. The college, programs being affiliated to Rajiv Gandhi University of Health Sciences, Bangalore the curriculum adopted by the university is implemented. Faculties being the part of the curriculum committee. Evaluative the curriculum identifies the deficiencies and implement corrective actions through enrichment courses, problem based learning and value added courses on regular basis.

**Students on staff, curriculum and teaching-learning-evaluation and how does the department utilize the feedback?**

Students being members of the different committee of Internal Quality Assurance Cell provide appropriate suggestions for improvement for the key aspects - Curriculum, Teaching Learning and Evaluation and on the performance of the Staff. Few of the feedbacks provided



by the student are - feedback on teacher performance, infrastructure, library, courses and programs.

**• Alumni and employers on the programs offered and how does the department utilize the feedback?**

The alumni association is registered and meet regularly and conduct annual gathering. During such annual meet alumni provide feedbacks on the courses and programs.

**40. List the distinguished alumni of the department (maximum 10)**

None

**41. Give details of student enrichment programs (special lectures / workshops / seminar) involving external experts.**

**1. Conducted** A CDE Triple Talk at Rajiv Gandhi Dental College,

September 2013.

**2. Guest lecture:** by Dr. KAMAT

**42. List the teaching methods adopted by the faculty for different programs including clinical teaching.**

The following teaching methodology programs adopted by faculty including clinical teaching for UG and PG students are,

**Undergraduates:**

- Discussions and demonstrations
- Teaching models
- Teaching charts/posters
- Practical exercises
- Integrated teaching
- Seminar
- Viva-cards

**Postgraduates:**

- Discussions and demonstrations
- Teaching models
- Teaching charts/posters
- Problem based learning
- Standard Operating procedures
- Integrated teaching



- Inter-department meetings
- Inter-disciplinary meetings
- Seminar
- Chair side case discussions and demonstrations
- Viva-cards
- Developing teaching skills by taking UG classes
- Learning research skills by doing and writing dissertation work and short studies
- Peripheral postings at Kidwai Memorial Hospital (Bangalore), Baptist Hospital, Bangalore Medical College- Dermatology department (Bangalore)

**43. How does the department ensure that program objectives are constantly met and learning outcomes are monitored?**

The department ensures program objectives are constantly met and learning outcomes are monitored by,

Academic:

**Undergraduate students**

- Taking feedbacks from students
- Conducting exams/internals
- Conducting monthly tests for week students
- Conducting viva-voce
- End posting exams
- Updating log books
- Conducting departmental meetings
- Remedial classes are taken for below average students
- Above average students are encouraged to participate in conferences and present papers/posters
- Counseling via mentor system

**Postgraduate students**

- Taking feedbacks from students
- Conducting monthly tests
- Updating check-lists and log books
- Evaluation of seminars, journal clubs and case presentations by check-lists





- Counseling via mentor system
- **Administrative:**
- Conducting departmental meetings
- Monitoring by quality assurance committee of department

**44. Highlight the participation of students and faculty in extension activities.**

Participation of students and faculty in extension activities are as follows,

Academic:

- Poster & paper presentations in conferences and conventions
- Quiz competitions
- Conducting CDE program, workshops and hands-on courses

**Co-curricular and extra-curricular activities:**

Participation in,

- Sports
- Culturals
- Swatch Bharat Abhyan
- Anti-tobacco day
- Oral hygiene day
- World AIDS day
- Blood donation camp in association withshushrutha blood bank
- Annual Hepatitis B vaccination programme for students

**45. Give details of “beyond syllabus scholarly activities” of the department.**

None

**46. State whether the program/ department is accredited/ graded by other agencies? If yes, give details.**

No

**47. Briefly highlight the contributions of the department in generating new knowledge, basic or applied.**

Department contributes in generating new knowledge, basics and applied by

- Encouraging poster & paper presentations
- Group discussions
- Case based learning



- Post graduates are encouraged to present papers & posters in conferences and conventions
- Post graduates are given opportunity to attend hands-on courses on new techniques

**48. Detail five major Strengths, Weaknesses, Opportunities and Challenges (SWOC) of the department.**

**STRENGTHS**

- Good infrastructure
- Team work and efficient faculty
- More number of patients
- Wi-fi and internet facility
- Mentor system
- Methodological teaching
- Well planned and regularized UG and PG curriculum
- Well documented academic and administrative activities
- Well-equipped histopathology lab with penta head and research microscope.

**WEAKNESS**

The IQAC implemented on the campus review the performance of the critical processes that have impact on the quality of products on regular basis. Continually areas for improvement are identify in each process and corrective actions are initiated hence no such problem remains so as to effect the product of the system.

**OPPURTUNITIES**

- Funded research projects
- PG enhancement
- Collaborations with dental extension activity organizations

**CHALLENGES**

- To meet and cater the needs of out-patients

**49. Future plans of the department.**

- Extended and funded research activities
- Conduct specialty conferences
- Need to set up PCR and other diagnostic research facility.



### **Evaluative Report of the Department**

**1. Name of the Department :** Orthodontics and Dent facial Orthopedics

**2. Year of establishment :** 1992

**3. Is the Department part of a college/Faculty of the university?**

Yes, a part of Sri Rajiv Gandhi College of Dental Sciences and Hospital Bengaluru

**4.Names of programs offered (UG, PG, PharmD, Integrated Masters; M.Phil., Ph.D., Integrated Ph.D., Certificate, Diploma, PG Diploma, D.M./M.Ch., Super specialty fellowship, etc.)**

Under graduate- BDS

Post graduate- MDS

<b>S.L No</b>	<b>Date</b>	<b>Name Of Presenter And Moderator</b>	<b>Participating Departments</b>	<b>Title Of Presentation</b>
1	17-3-14	Presenters:Dr.Sunny Dr.Pretty Dr.Bineetha Dr. Pratyush Dr. Diljith Moderator: Dr Sreedevi	Department Of Oral And Maxillofacial Surgery	Surgical Orthodontic Treatment options
2	29/3/12	Presenters: Dr .Huma Dr. Praveen Moderator: DrSreedevi	Department Of Oral And Maxillofacial Surgery	AMO Pt: Jithin
3	20-5-13	Presenters: Dr.Huma Dr. Praveen Dr. Ramya Moderator: Dr.Sreedevi	Department of oral Surgery	Management of impacted teeth



4	29-12-14	Presenters: Dr.Sunny Dr.Pretty Dr.Bineetha Dr.Pranav Dr.Chethna Moderator: Dr.Saritha	Department of PeriodonticsDept Prosthodontics	Adjunctive Treatment Procedures. Restorative & Esthetic Challenges
5	14/11/12	Presenters: Dr.Ramya Dr.Huma Dr.Praveen	Oral surgery	Orthognathic surgery Pt: Varalaxmi

**5. Interdisciplinary programs and departments involved**

**6. Courses in collaboration with other universities, industries, foreign institutions, etc.**

Right of collaboration lies with RGUHS, however the department has has conducted CDE programmes with speakers from other Universities.

Guest lecture by Dr. Girish Karandikar on“Space gaining methods in Orthodontics” and “Success in Orthodontics” on the 17<sup>th</sup> and 18th of April, 2013

**7. Details of programs discontinued, if any, with reasons**

No programmes have been discontinued

**8. Examination System: Annual/Semester/Trimester/Choice Based Credit System**

As given by RGUHS

Annual for I,II,III,IV BDS

PG- At the end of 3 years

**9. Participation of the department in the courses offered by other departments**

As part of interdisciplinary treatment of patients ,Orthodontic treatment is done for Periodontally compromised patients,Orthognathic options are planned along with department of Oral Surgery and adjunctive treatment is done for prosthetic rehabilitation.Participation in monthly clinical meetings by other departments



**10. Number of teaching posts sanctioned, filled and actual (Professors/Associate Professors/Asst. Professors/others)**

	Sanctioned	Filled	Actual (including CAS & MPS)
Professor	01	01	01
Associate Professor/Reader	03	03	03
Assistant Professor /Lecturer	01	02	01
Tutor / Clinical Instructor	01	01	01

Sanctioned Filled Actual (including CAS & MPS)

**11. Faculty profile with name, qualification, designation, area of specialization, experience and research under guidance**

Name	Qualification	Designation	Specialization	No. of Years of Experience
Dr Sreedevi D Ajith	MDS	Prof. & HOD	Orthodontics	16.1
Dr Rajesh RNG	MDS	Reader	Orthodontics	9.1
Dr Abdul Rahim Khan	MDS	Reader	Orthodontics	7.8
Dr G. Sowmya	MDS	Reader	Orthodontics	7.2
Dr Swath Vishwakarma	MDS	Senior Lecturer	Orthodontics	9 months
Dr Raghavendra	MDS	Senior Lecturer	Orthodontics	4 months
Dr Shifa Fathima	BDS	Lecturer		1.1



Name of Staff	Student/Year	Topic of Research
Dr. Sreedevi D.Ajith	Dr. Ramya Alla / 2011	Evaluation of Maxillary Canine Retraction & Rotation Using Self Ligating & conventional MBT Pre adjusted Edgewise Brackets- A comparative In Vivo Study
	Dr.Huma Hussain / 2011	Nickel release from SS & Niti archers from simulated fixed orthodontic archers-An In Vitro study
	Dr.Sunny / 2012	Comparism of physical, mechanical & flexural properties of 3 orthodontic wires
	Dr.Bineetha P B / 2012	Evaluation of the effect of autoclaving on the fracture torque of various mini implants used for orthodontic anchorage
	Dr. Gayathri Bose / 2013	Effect of mouthwashes with & without bleaching agents & different concentrations of chlorhexidine on force decay of elastomeric chain
	Dr.Arun Thampi / 2014	Evaluation of the ratio of sRANKL and osteoprotegerin in saliva in response to orthodontic forces: An In -



		Vivo Study
	Dr. Al Masi /2015	
Dr.Rajesh RNG	Dr.Praveen Kumar / 2011	An in vitro Comparison of shear bond strength of conventional ,self-etching, moisture –insensitive and fluoride releasing primer in dry and wet conditions
	Dr. Pretty Merry Sam / 2012	Comparison of torque values in different forms of orthodontic mini implant- an vitro study
	Dr. Amrita Mishra / 2013	A comparative assessment of frictional resistance between lingual bracket and arch wire in wet and dr condition by pin on disk friction testing machine – an in vitro study
	Dr. Shennet Simon / 2014	A comparative assessment of frictional resistance between lingual bracket and arch wire in wet and dr condition by pin on disk friction testing machine – an in vitro study
	Dr. Amrita Sidhu / 2015	





Dr. Rahim Khan	Dr.Pavan Kumar / 2013	Assessment of three orthodontic arch wires for corrosion resistance in artificial saliva and fluoride environment-An In Vitro Study
	Dr. Aparna / 2014	Evaluation and comparison of mechanical properties and load deflection characteristics of different Nickel-Titanium as initial archwires, An In Vitro Study
	Dr. Tabeth / 2015	

**12. List of senior Visiting Fellows, adjunct faculty, emeritus professors**

Full time staff are encouraged.

**13. Percentage of classes taken by temporary faculty – program-wise information**

Faculty from other departments conduct classes for the post graduate students in the subjects of Anatomy, Physiology, Biochemistry, Pathology, Microbiology, Pharmacology, Research methodology and Biostatistics

**14. Program-wise Student Teacher Ratio**

Year	Student Teacher Ratio
III BDS	1:12
IV BDS	1:12
PGS	5:3



**15. Number of academic support staff (technical) and administrative staff: sanctioned, filled and actual**

SI No.	Non Teaching/Technical	Required	Actual Hired
1	Lab Technician		1
2	Data Entry Operator		1
3	Nurse		2
4	Lab Assisstant		1
5	Attender		2

**16. Research thrust areas as recognized by major funding agencies**

**Project 1: Digital Vs. Manual Cephalograms : A reality check.**

**Applied to ICMR for recognition and funding**

**17. Number of faculty with ongoing projects from a) national b) international funding agencies and c) Total grants received. Give the names of the funding agencies, project title and grants received project-wise.**

Nil

**18. Inter-institutional collaborative projects and associated grants received**

nil

**a) National collaboration b) International collaboration**

Nil

**19. Departmental projects funded by ICMR; DST-FIST; UGC-SAP/CAS, DPE; DBT, ICSSR, AICTE, etc.; total grants received.**

Applied for (point 16), yet to get a reply

**20. Research facility / centre with**

- state recognition : RGUHS has given permission to start Post graduation after inspecting the department/ college facilities
- national recognition : DCI has given permission to start Post graduation after inspecting the department/ college facilities

**21. Special research laboratories sponsored by / created by industry or corporate bodies**

Nil



## 22. Publications:

\* Number of papers published in peer reviewed journals

national : 25 international: 08

\* Monographs: None

\* Chapters in Books \* Books edited : None

\* Books with ISBN with details of publishers : None

\* Number listed in International Database (For e.g. Web of Science, Scopus, Humanities International Complete, Dare Database - International Social Sciences Directory, EBSCO host, Medline, etc.)

\* Citation Index – range / average \* SNIP

Faculty	Citations	Publications	Average	Range	Dept Average
Dr. Sreedevi D Ajith					
Dr. Rajesh RNG					
Dr. Rahim Khan					
Dr. Sowmya G					
Dr Praveen Kumar					

\* SJR

\* Impact Factor – range / average \* h-index

## 23. Details of patents and income generated

nil

## 24. Areas of consultancy and income generated

Consultancy is extended to other departments free of cost

## 5.Faculty selected nationally / internationally to visit other laboratories / institutions / industries in India and abroad



Faculty	Programme	Chairperson	Examiner
Dr. Sreedevi D Ajith	Judge, 48th IOS National Conference, Ahmedabad, 22-24 Nov 1013  Guest Lecture “My experience as a teacher & Consultant”, at BDC7H, Davangere, 23/Aug/2012  Guest Lecture “ Retraction Mechanics”, Symposium at V.S.D.C, along with BOSG, 26/sept/2012	13th IOS P.G Convention, 1-5 March, 2009, Davangere  16th IOS P.G Convention, 16-18 March, 2012, Vishakapatnam	PG Examiner to MGM Dental College, MUHS, 21-22, may, 2015  Ext Examiner, BDS at CODS, Davangere, 16-17 july, 2011  BDS Examiner at SRGCDS, RGUHS : 11, 12th jan 2010, 6th jan 2014  MDS examiner at SRGCDS: RGUHS 11, 12th may 2015  11, 12th May, 2014
Dr. Rajesh RNG		1. 19 <sup>th</sup> IOS pg convention Bengaluru 26, 27, 28 February and 1 <sup>st</sup> March 2015	MDS internal RGUHS 11, 12th may 2015
Dr. Rahim	nil	nil	BDS examiner at SRGCDS,



Khan			july 2014, july 2015
Dr. Sowmya G	nil	nil	BDS external at CODS, Davangere july 2015
Dr Praveen Kumar	nil	nil	Nil

**26. Faculty serving in**

- a) National committees
- b) International committees
- c) Editorial Boards
- d) any other (specify)
- e) None

Name	Convention	Conference	Lecture/Workshop
Sreedevi D Ajith	13th IOS P.G Convention, Davangere 1-5 mar 2009	45th IOS Conference, 17-19 Dec 2010, Mangalore	Master Trainers Workshop on Educational Science & Technology for Dental Colleges, 28th april, 2009
	16th IOS P.G Convention, 16-18, 2012, Vishakhapatnam	48th IOS Conference, 22-24 nov 2013, Ahmedabad	Clinical advances & challenges in self ligation, MSRDC, 25th aug, 2010
	17th IOS P.G Convention, 28 feb-3rd march, 2013, Mangalore	49th IOS P.G Conference, 21-23 nov 2014, Kolkota	Protocols for cleft lip & palate management- Orthodontic perspective & surgical



			<p>splints, at Vydehi Inst of Dental sciences &amp; research centre, 12th mar,2010</p> <p>Hands on course. “ Clinical guide lines for stability oriented Miniscrew Practice by Hyeon Shik Hwang,16th dec, 2010 Mangalore 45th IOS conf.</p> <p>Implantology,the third Dentition, SRGCDS, 21st, feb 2013. O.Surgery.</p> <p>Endodontics in the restorative world, SRGCDS, 25th may 2013</p> <p>Clear path-Aligners Certification,SRGCDS, 27th sept, 2012</p> <p>Triple Talk ,SRGCDS,O.Path, 12th sept 2013</p>
--	--	--	---



			<p>Easy &amp; simple comfortable dentures, SRGCDS, Prosth.</p> <p>17th aug 2013</p> <p>Functional Occlusion by N R Krishnaswamy at MSRDC &amp; BOSG ,8th oct 2013</p>
--	--	--	---

**27. Faculty recharging strategies (Refresher / orientation programs, workshops, training programs and similar programs).**

**28. Student projects**

- percentage of students who have taken up in-house projects including inter-departmental projects
- percentage of students doing projects in collaboration with other universities / industry / institute

Students use Rajiv Gandhi Engineering college for Biostatistics assistance & IISc for EMS studies

**29. Awards / recognitions received at the national and international level by**

- Faculty
- Doctoral / post doctoral fellows
- Students

Dr. Amritha Mishra	Best Poster for Orthodontic Awareness at MSRDC 10th oct 2013
Dr. Ramya Alla	4th Rank in MDS RGUHS Exam 2013
Dr. Arun Thampi	1st in Biomechanics Poster presentation KLE 10th sept 2015 by Dr. K.S Sadashiva Shetty
Dr.Sunny	Best Poster for Fast Track Orthodontics at Zonal P.G Convention Saveetha Dental





	College, Chennai 29th sept 2014
Drs.Ramya & Huma	2nd place in Orthodontic Quiz at MSRDC,CDE Programme13/10/13

**30. Seminars/ Conferences/Workshops organized and the source of funding (national / international) with details of outstanding participants, if any.**

**31. Code of ethics for research followed by the departments**

In accordance with Institutional Review Board

Year	Appeared		Passed			%June %Dec		
	June	Dec	June	June	Dec	M	F	M
	M F	M F	M	F	M	M	F	M
2010								
2011	20	30						
2012	11 21		9	21		81	100	
2013	5 21	1 19	5	16	1	100	90	100
				16			84	
2014	5 23	14 26	3	17	13	60	74	99
				23			88	
2015	6	21						

**32. Student profile program-wise: BDS**

Year	MDS	
2011-2014	1 male ,2 female	100% Pass



Year	MDS	
2012-2015	1 male ,2 female	100% Pass

Name of the Program Applications Selected Pass percentage  
(refer to question no. 4) received Male Female Male Female 89

### **33. Diversity of students**

Name of the % of % of students % of students % of  
Program students from other from students(refer to question from the universities  
universitiesfromno. 4)same within the outside the otheruniversity State  
Statecountries

**34. How many students have cleared Civil Services and Defense Services examinations, NET, SET, GATE, USMLE, PLAB, GPAT, NCLEX, CGFNS, IELTS and other competitive examinations? Give details category-wise.**

### **35. Student progression**

Student progression Percentage against enrolled

UG to PG

PG to M.Phil, DM / M Ch / DNB

PG to Ph.D.

Ph.D. to Post-Doctoral

Employed

- Campus selection
- Other than campus recruitment Entrepreneurs

### **36. Diversity of staff**

Percentage of faculty who are graduates

of the same university

from other universities within the State

from universities from other States

from universities outside the country

**37. Number of faculty who were awarded M.Phil., DM, M Ch, Ph.D., D.Sc. and D.Litt. during the assessment period**



**38. Present details of departmental infrastructural facilities with regard to**

a) Library

Total Titles: 39 book Titles

b) Internet facilities for staff and students

Present

c) Total number of class rooms

1

d) Class rooms with ICT facility and 'smart' class rooms

90

e) Students' laboratories

f) Research laboratories .

**39. List of doctoral, post-doctoral students and Research Associates**

a) from the host institution/university

Helinet

b) from other institutions/universities

**40. Number of post graduate students getting financial assistance from the university.**

**41. Was any need assessment exercise undertaken before the development of new program(s)? If so, highlight the methodology.**

**42. Does the department obtain feedback from**

**a. Faculty on curriculum as well as teaching-learning-evaluation? If yes, how does the department utilize the feedback?**

The college has a comprehensive system of feedbacks, design, development and implementation of selected key areas of the education system. The faculties provide feedback on curriculum and teaching learning evaluation at the institution level. The college, programs being affiliated to Rajiv Gandhi University of Health Sciences, Bangalore the curriculum adopted by the university is implemented. Faculties being the part of the curriculum committee. Evaluative the curriculum identifies the deficiencies and implement corrective actions through enrichment courses, problem based learning and value added courses on regular basis.

**Students on staff, curriculum and teaching-learning-evaluation and how does the department utilize the feedback?**

Students being members of the different committee of Internal Quality Assurance Cell



provide appropriate suggestions for improvement for the key aspects - Curriculum, Teaching Learning and Evaluation and on the performance of the Staff. Few of the feedbacks provided by the student are - feedback on teacher performance, infrastructure, library, courses and programs.

**• Alumni and employers on the programs offered and how does the department utilize the feedback?**

The alumni association is registered and meet regularly and conduct annual gathering. During such annual meet alumni provide feedbacks on the courses and programs.

**43. List the distinguished alumni of the department (maximum 10)**

**44. Give details of student enrichment programs (special lectures / workshops / seminar) involving external experts.**

Clear path-Aligners Certification, SRGCDS, 27th sept, 2012

Guest lecture by Dr. Girish Karandikar on “Space gaining methods in Orthodontics” and “Success in Orthodontics” on the 17<sup>th</sup> and 18<sup>th</sup> of April, 2013

**45. List the teaching methods adopted by the faculty for different programs including clinical teaching.**

The following teaching methodology programs adopted by faculty including clinical teaching for UG and PG students are,

Undergraduates:

- Discussions and demonstrations
- Teaching models
- Teaching charts/posters
- Practical wire bending exercises
- Problem based learning
- Standard Operating procedures
- Integrated teaching
- Seminar
- Chair side discussions

Postgraduates:

- Discussions and demonstrations
- Teaching models
- Teaching charts/posters



- Problem based learning
- Standard Operating procedures
- Integrated teaching
- Inter-department meetings
- Inter-disciplinary meetings
- Seminar
- Chair side case discussions and demonstrations
- Viva-cards
- Developing teaching skills by taking UG classes
- Learning research skills by doing and writing dissertation work and short studies

**46. How does the department ensure that program objectives are constantly met and, learning outcomes are monitored?**

The department ensures program objectives are constantly met and learning outcomes are monitored by

Academic:

Undergraduate students

- Taking feedbacks from students
  - Conducting exams/internals
  - Conducting monthly tests for week students
  - Conducting viva-voce
  - End posting exams
  - Updating log books
  - Conducting departmental meetings
  - Remedial classes are taken for below average students
  - Above average students are encouraged to participate in conferences and present papers/posters
  - Counseling via mentor system
- Postgraduate students
- Taking feedbacks from students
  - Conducting weekly tests
  - Updating check-lists and log books
  - Evaluation of seminars, journal clubs and case presentations by check-lists



- Counseling via mentor system
- Administrative:
- Conducting departmental meetings
- Monitoring by quality assurance committee of department

**47. Highlight the participation of students and faculty in extension activities.**

Participation of students and faculty in extension activities are as follows,

Academic:

- Poster & paper presentations in conferences and conventions
- Quiz competitions
- Conducting CDE program, workshops and hands-on courses
- Co-curricular and extra-curricular activities:
- Participation in,
- Sports
- Culturals
- Pulse polio program
- Orthodontists week
- Smile Torch orthodontic awareness for the public in association with BOSG

**48. Give details of “beyond syllabus scholarly activities” of the department.**

**Organizing annual cultural week**

**49. State whether the program/ department is accredited/ graded by other agencies? If yes, give details.**

**50. Briefly highlight the contributions of the department in generating new knowledge, basic or applied.**

Department contributes in generating new knowledge, basics and applied by

- ICT enabled teaching
- Integrated teaching
- Encouraging poster & paper presentations
- Group discussions
- Case based learning
- Post graduates are encouraged to present papers & posters in conferences and conventions
- Post graduates are given opportunity to attend hands-on courses on new techniques



**51. Detail five major Strengths, Weaknesses, Opportunities and Challenges (SWOC) of the department.**

**STRENGTHS**

- Good infrastructure
- Team work and efficient faculty
- ICT enabled teaching
- Wi-fi and internet facility
- Mentor system
- Methodological teaching
- Well planned and regularised UG and PG curriculum
- Well documented academic and administrative activities

**WEAKNESS**

The IQAC implemented on the campus review the performance of the critical processes that have impact on the quality of products on regular basis. Continually areas for improvement are identify in each process and corrective actions are initiated hence no such problem remains so as to effect the product of the system.

**• OPPORTUNITIES**

- Funded research projects
- Collaborations with dental extension activity organisations
- Treatment cubicles

**CHALLENGES**

- To meet and cater to the needs of more patients on a more time efficient basis
- To collaborate with oral surgery for in house management of orthognathic patients

**52. Future plans of the department.**

- Orthodontic fund for BPL families
- Extended and funded research activities
- Conduct specialty workshops with focus on hands on training
- Continued focus on quality in administration ,academics, patient care and research
- Speciality Clinics for Cleft and TMJ





## Evaluative Report of the Department

**Name of the Department** Oral Medicine and Radiology

**1. Year of establishment** 1995

**2. Is the Department part of a college/Faculty of the university?**

Yes, the Department is the part of the college.

**3. Names of programs offered (UG, PG, PharmD, Integrated Masters; M.Phil., Ph.D., Integrated Ph.D., Certificate, Diploma, PG Diploma, D.M./M.Ch., Super specialty fellowship, etc.)**

-Bachelor of Dental Surgery (BDS)

-Master of Dental Surgery (MDS)

**4. Interdisciplinary programs and departments involved**

The following Interdisciplinary meetings and case presentations have been presented

S.L No	Date	Name Of Presenter And Moderator	Participating Departments	Title Of Presentation
1	17-12-2012	Presenters: Dr Noori Dr Navya N Swamy Moderator: Dr Tejavathi Nagaraj	Department Of Oral Medicine And Radiology	Cleidocranial Dysplasia-A Case Report
9	28-10-2013	Persenter: Dr Jagadish Moderator: Dr Tejavathi Nagaraj	Department Of Oral Medicine And Radiology	Odontomes- A Case Report
12	27-01-2014	Presenters: Dr Maushmi C.B Dr Vimala	Department Of Conervative Dentistry And	Tooth Whitening Procedures-Case Reports



		Dr Rahul Moderator: Dr Kusumavalli Dr Tejavathi Nagaraj	Endodontics Department Of Oral Medicine And Radiology	
17	22-07- 2014	Presenters: Dr Bhavna T.V Dr Sreelakshmi Dr Nikhil Moderator: Dr Tejavathi Nagaraj	Department Of Oral Medicine And Radiology Department Of Oral and maxillofacial surgery	Submandibular Gland Sialolithiasis With Acute Sialadinitis- A Case Report
20	27-10- 2014	Presenters: Dr Azin Malekar Dr Imraz Pasha Dr Nithin Shetty Dr Keerthi Moderator: Dr Kusumavalli	Department Of Conservative Dentistry And Endodontics Department Of Oral Medicine And Radiology	Oral Lichenoid Lesion Associated With Amalgam Restoration- A Case Report
21	1-12- 2014	Presenters: Dr Chetna Bharti Dr Pragathi Dr Lekshmi Moderator: Dr Achut Devarhubli	Department Of Prosthodontics And Crown And Bridge Department Of And Maxillofacial Surgery Department Of Oral Medicine And Radiology	Temperomandibular Disorders-3d Approach
25	27-04- 2015	Presenter: Dr Shruthi.R Dr Pragathi Dr Aggi Sussan	Department Of Oral Medicine And Radiology Department Of Oral	Oral Verrucous Carcinoma-A Case Report



		Samuel Moderator: Dr Tejavathi Nagaraj	And Maxillofacial Surgery Department Of Oral And Maxillo Facial Pathology	
--	--	---	---	--

**5. Courses in collaboration with other universities, industries, foreign institutions, etc.**

**6. Details of programs discontinued, if any, with reasons**

Noprogrammes have been discontinued by the department.

**7. Examination System: Annual/Semester/Trimester/Choice Based Credit System**

Semester for IV year RS2 and Annual Examinations conducted by RGUHS, Bangalore, Karnataka.

**8. Participation of the department in the courses offered by other departments**

Active participation by the post graduates in the courses offered by other departments.

**9. Number of teaching posts sanctioned, filled and actual (Professors/Associate Professors/Asst. Professors/others)**

	Sanctioned	Filled	Actual (including CAS & MPS)
Professor	As per DCI	2	2
Associate Professor/Reader	As per DCI	1	1
Assistant Professor		4	
Lecturer	As per DCI		
Tutor / Clinical Instructor	As per DCI		
Senior Resident			

**10. Faculty profile with name, qualification, designation, area of specialization, experience and research under guidance**

Name	Qualification	Designation	Specialization	No. of Years of Experience
Dr. Tejavathi Nagaraj	BDS MDS	Professor and HOD	MDS in Oral Medicine and Radiology	20 years



Dr. Leena James	BDS MDS	Professor	MDS in Oral Medicine and Radiology	10 years
Dr. Durga Okade	BDS MDS	Reader	MDS in Oral Medicine and Radiology	6 years
Dr. Mahalakshmi I.P	BDS MDS	Senior lecturer	MDS in Oral Medicine and Radiology	4 years
Dr. Pooja Sinha	BDS MDS	Senior Lecturer	MDS in Oral Medicine and Radiology	3 years
Dr. H.N.Santosh	BDS MDS	Senior Lecturer	MDS in Oral Medicine and Radiology	1 year
Dr. Noori	BDS MDS	Senior Lecturer	MDS in Oral Medicine and Radiology	1 year

**11. List of senior Visiting Fellows, adjunct faculty, emeritus professors**

**All faculties are serving full time in the department.**

**12. Percentage of classes taken by temporary faculty – program-wise information**

**Faculty from medical departments conducts lectures for our post graduates on topics of their expertise.**

**13. Program-wise Student Teacher Ratio**

**14. Number of academic support staff (technical) and administrative staff: sanctioned, filled and actual**

**15. Research thrust areas as recognized by major funding agencies**

Research grant of Rs. 3,50,000/- granted from RGUHS for Oral Medicine & Radiology



department. P. I. Dr. Tejavathi Nagaraj, COI Dr. Santosh H. N

**16. Number of faculty with ongoing projects from a) national b) international funding agencies and c) Total grants received. Give the names of the funding agencies, project title and grants received project-wise.**

RGHUS - Research project approved Rs. 3,50,000/- granted National

**17. Inter-institutional collaborative projects and associated grants received**

**b) National collaboration b) International collaboration**

Dr. Navya.N. Swamy	Dissertation:“Determination of classical blood group from dental pulp tissue”	Win-Gene Biotech Research lab	Mr.Gulzar
Dr. Rahul Dev Goswami	Dissertation: Effectiveness of oral brush cytology in oral mucosal lesions in gutka chewers and smokers: a clinical study	In collaboration with ‘Karnataka Cancer Society’	Dr. Madhav Kulkarni
Dr. Sreelakshmi.N	Dissertation:comparative evaluation of c reative protein and lipid and lipid in chronic periodontits patient with and without cardiovascular disease	Santhosh diagnostics RT Nagar	Dr. Rekha Jha
Dr. Bhavana.T.V	Dissertation: EFFECT OF HIGH TEMPERATURE ON EXTRACTED UNRESTORED & RESTORED TEETH: RADIOGRAPHIC & MACROSCOPIC EXAMINATION-A FORENSIC STUDY	Eugen lab	Rajat

**18. Departmental projects funded by ICMR; DST-FIST; UGC-SAP/CAS, DPE; DBT,**



**ICSSR, AICTE, etc.; total grants received.**

None.

**19. Research facility / centre with**

- state recognition
- national recognition
- international recognition

**20. Special research laboratories sponsored by / created by industry or corporate bodies**

None.

**21. Publications:**

- \* Number of papers published in peer reviewed journals (national / international)
- \* Monographs: None
- \* Chapters in Books:
- \* Books edited:
- \* Books with ISBN with details of publishers :
- \* Number listed in International Database (For e.g. Web of Science, Scopus, Humanities International Complete, Dare Database - International Social Sciences Directory, EBSCO host, Medline, etc.)
- \* Citation Index – range / average

<b>Faculty</b>	<b>Citations</b>	<b>No. of Publications</b>	<b>Average</b>	<b>Range</b>	<b>Department Average</b>
Dr Tejavathi Nagaraj	6	27			
Dr Leena James		12			
Dr Durga rajaram Okade		5			
Dr Mahalakshmi.I.P		9			
Dr. Pooja Sinha		12			
Dr H.N.Santosh	1	10			
Dr Noori		1			



\* SNIP

\* SJR

\* Impact Factor – range / average

\* h-index

Faculty	h-index
Dr Tejavathi Nagaraj	2
Dr Leena James	
Dr Durga rajaram Okade	
Dr Mahalakshmi.I.P	
Dr. Pooja Sinha	
Dr H.N.Santosh	1
Dr Noori	

## **22. Details of patents and income generated**

None.

## **23. Areas of consultancy and income generated**

The department extends speciality consultation to all other departments in the institute and no fee is charged for the same.

## **24. Faculty selected nationally / internationally to visit other laboratories / institutions / industries in India and abroad Faculty from our department visits other institutions in India for the purpose of conducting examinations, inspections, guest lectures etc.**

Dr. Tejavathi Nagaraj is appointed as National Collaboration in MS Ramaiah Dental College Oral Cancer Research Centre

## **25. Faculty serving in**

a) National committees b) International committees c) Editorial Boards d) any other (specify)

### **Editorial Board:**

1. Dr Tejavathi Nagaraj Appointed as Associate Editor for Journal of Medicine Radiology Pathology and Surgery.
2. Dr Tejavathi Nagaraj Appointed as Associate Editor for International Journal of Medical and Dental Case reports
3. Dr. Tejavathi Nagaraj has appointed as Associate Editor of journal of Contemporary Dental Research Insight





3. Dr Leena James is the reviewer of Dental Era
4. Dr Leena James is appointed as the Radiation Safety Officer in 2014-2015.
5. Dr Durga Okade appointed as the sub editor of Dental Era
6. Dr H.N.Santosh is the reviewer for International Journal of Medical and Clinical Research from 2015.
7. Dr Pooja Sinha is the reviewer for International Journal of Medical and Clinical Research from 2015.
8. Dr Mahalakshmi I.P. appointed as sub editor of Dental Era in 2011-2012.

**26. Faculty recharging strategies (Refresher / orientation programs, workshops, training programs and similar programs).**

Following programmes have been attended by the faculty of the department :

**Dr Tejavathi Nagaraj:**

**Conferences and CDE attended:**

1. Attended National Post Graduate Convention 2014 held at Dr. D Premachandra Sagar Auditorium And Centre For Performing Arts, Dayananda Sagar Institutions, Bangalore on 25<sup>th</sup>, 26<sup>th</sup>, 27<sup>th</sup> July 2014.
2. Attended XIII National Triple O Symposium held at M.S. Ramaiah University of Applied Sciences on 13<sup>th</sup>, 14<sup>th</sup>, 15<sup>th</sup> March 2015
3. Attended CDE Programme on “ Master Class Series : An Eclectic Pathomed Rendezvous” held at M.S. Ramaiah Dental College & Hospital Bangalore on 14<sup>th</sup>, 15<sup>th</sup>, March 2014.
4. Attended CME Programme on Head and Neck Oncology at Bangalore Baptist Hospital on 28<sup>th</sup> November 2014.
5. Attended CDE Programme on “ Oral Cancer” held at D.A.Pandu Memorial R.V Dental college and Hospital Bangalore on 25<sup>th</sup> February 2015.
6. Attended XIII National Triple O Symposium held at M.S. Ramaiah University of Applied Sciences, Bangalore on 13<sup>th</sup>, 14<sup>th</sup>, 15<sup>th</sup> March 2015.
7. Attended CDE on ‘Overview Of Oral Cancer’ held at Sri Rajiv Gandhi College of Dental Sciences and Hospital on 16<sup>th</sup> June 2015.
8. Attended conference conducted during Dentistry 2013 held at NIMHANS Convention Centre Bangalore on 27<sup>th</sup> and 28<sup>th</sup> July 2013.
9. Attended CDE on ‘Implantology-The 3<sup>rd</sup> dentition’ held at Sri Rajiv Gandhi Collge of Dental Sciences and Hospital on 21<sup>st</sup> February 2013.



10. Attended CDE on “ Master Class in Oral Pathology ,Medicine, Microbiology, pathology and molecular markers” at at M.S. Ramaiah Dental College & Hospital Bangalore on 7<sup>th</sup> August 2013.
11. Attended in DESERT 2013 (organized by Diabetes Club) held at Gnanajyothi Auditorium Central College Campus, Palace Road, Near KR Circle, Bangalore on 24<sup>th</sup>, 25<sup>th</sup> August 2013.
12. Attended CDE Programme conducted by Department of Oral Medicine & Radiology, Vydehi Institute of Dental sciences & Research centre Bangalore on 1<sup>st</sup> August 2013.
13. Attended CDE on ‘Endodontics in the Restorative World’ held at Sri Rajiv Gandhi College of Dental Sciences and Hospital on 25<sup>th</sup> May 2013.
14. Attended CDE Programme on “ Advanced Head and Neck Imaging” held at D.A.Pandu Memorial R.V Dental college and Hospital Bangalore on 11<sup>th</sup> November 2013.
15. Attended CDE on “ Publish or Perish” at at M.S. Ramaiah Dental College & Hospital Bangalore on 11<sup>th</sup> August 2012.
16. Attended CDE on “ Master Class in Oral Pathology ,Medicine & Microbiology” at at M.S. Ramaiah Dental College & Hospital Bangalore on 10<sup>th</sup> August 2012.
17. Attended lecture workshop on “The Christensen Botton Line-2012” conducted by Dr.Gordon .J. Christensen at NIMHANS Convention Center Bangalore on 26<sup>th</sup> June 2012.
18. Attended lecture workshop on “The Christensen Botton Line-2012” conducted by Encode in association with V.S.Dental college and Hospital on 26<sup>th</sup> June 2012. Attended CDE on “Blood Shed ” in the dental office –The why, how and where abouts at V.S.Dental college and Hospital on 2<sup>nd</sup> march 2012.
19. Attended Scientific Symposium on Oral Systemic Health conducted by Colgate in association with Sri Rajiv Gandhi Dental College.
20. Attended Scientific conference conducted during Dentistry 2011 held at Gayathri Vihar, Palace grounds , Bangalore on 22<sup>nd</sup> -24<sup>th</sup> July 2011.
21. Attended XXIII National conference & Silver Jubilee of the Indian Academy of Oral Medicine & Radiology held at Bengaluru Karnataka on 9<sup>th</sup> – 11<sup>th</sup> December 2011.
22. Attended CDE Programme on ‘Hormones &Oral Health’ held at Dayananda sagar College of dental sciences & hospital Bangalore on 26<sup>th</sup> March 2011 .
23. Attended CDE Programme on “ Temporomandibular Disorder” held at M.S. Ramaiah Dental College & Hospital Bangalore on 21<sup>st</sup> april 2011.



24. Attended CDE on “ Orofacial Pain – Update” held at at M.S. Ramaiah Dental College & Hospital Bangalore on 4<sup>th</sup> April 2011
25. Attended CDE on “ Stem cell in Oral Cancer” at Rajarajeshwari Dental College & Hospital Bengaluru on 28<sup>th</sup> January 2011.
26. Attended CDE on “ Dry Mouth –AnEmerging Epidemic” held at D.A.Pandu Memorial R.V Dental college and Hospital Bangalore on 12<sup>th</sup> December 2011.
27. Attended CDE Programme conducted by Department of Oral Medicine &Radiology , Vydehi Institute of Dental sciences & Research centre Bangalore on 28<sup>th</sup> January 2010.
- 28.Attended Scientific congress conducted during Dentistry 2010 held at Gayathri Vihar , Palace grounds , Bangalore on 23<sup>rd</sup> -25<sup>th</sup> July 2010.
29. Attended workshop on “ Bone grafting in implant Dentisty –innovations and updates” conducted on 15<sup>th</sup> May 2010 at Rajarajeshwari Dental College & Hospital.
30. Attended CDE Programme on “Infection control in health care setting” at Dayananda sagar College of dental sciences & hospital, Bangalore in association with IDA Bangalore Branch on 21<sup>st</sup> May 2010.
31. Attended FDI-IDA CDE and THE 38<sup>TH</sup> Karnataka state dental conference from 19<sup>th</sup> -21<sup>st</sup> November 2010 Jnanajyothi Auditorium, Central College Campuspalace road Bangalore
- 32.Attended scientific program on “ Basics of Clinical Research” jointly conducted by RGUHS-Karnataka and Piramal Knowledge Academy on 31<sup>st</sup> March 2010.
33. Attended the CDE programme/Workshop on “Biomedical Waste Management & Infectious Diseases” held at Vokkaligara Sangha Dental college& Hospital Bangalore on 28<sup>th</sup> and 29<sup>th</sup> September 2010.

**GUEST LECTURE/MODERATOR/CHAIRPERSON/PANELIST**

1. Chaired the session for the theme Oral cancer Behind the scene and beyond in XIII National Triple O Symposium held at M.S. Ramaiah University of Applied Sciences, Bangalore on 13<sup>th</sup>, 14<sup>th</sup>, 15<sup>th</sup> March 2015.
2. Chaired the session National Post Graduate Convention 2014 held at Dr. D Premachandra Sagar Auditorium And Centre For Performing Arts, Dayananda Sagar Institutions, Bangalore on 25<sup>th</sup>, 26<sup>th</sup>, 27<sup>th</sup> July 2014.
3. Chaired the session in XXIII National conference & Silver Jubilee of the Indian Academy of Oral Medicine & Radiology held at Bengaluru Karanataka on 9<sup>th</sup> – 11<sup>th</sup> December 2011

**Dr Leena James:**



**Conferences and CDE attended :**

1. Attended National Post Graduate Convention 2014 held at Dr. D Premachandra Sagar Auditorium And Centre For Performing Arts, Dayananda Sagar Institutions, Bangalore on 25<sup>th</sup>, 26<sup>th</sup>, 27<sup>th</sup> July 2014.
2. Attended CDE on ‘Overview Of Oral Cancer’ held at Sri Rajiv Gandhi College of Dental Sciences and Hospital on 16<sup>th</sup> June 2015.
3. Attended CDE programme on oral hygiene practice held at Sri Rajiv Gandhi Dental college August 2015.
4. Attended CDE on ‘Endodontics in the Restorative World’ held at Sri Rajiv Gandhi College of Dental Sciences and Hospital on 25<sup>th</sup> May 2013.
5. Attended CDE on ‘Implantology-The 3<sup>rd</sup> dentition’ held at Sri Rajiv Gandhi Collge of Dental Sciences and Hospital on 21<sup>st</sup> February 2013.
6. Attended CDE on “ Master Class in Oral Pathology ,Medicine, Microbiology, pathology and molecular markers” at Sri Rajiv Gandhi Dental college 2013
7. Attended Scientific congress conducted during Dentistry 2011 held at GayathriVihar, Palace grounds , Bangalore on 22<sup>nd</sup> -24<sup>th</sup> July 2012.
8. Attended symposium of “Facial trauma” held at baptist hospital September 2012
9. Attended CDE Programme on ‘Hormones & Oral Health’ held at Dayananda sagar College of dental sciences & hospital Bangalore on 26<sup>th</sup> March 2011 .
10. Attended CDE Programme on “ Temporomandibular Disorder” held at M.S. Ramaiah Dental College & Hospital Bangalore on 21<sup>st</sup> april 2011.
11. Attended XXIII National conference& Silver Jubilee of the Indian Academy of Oral Medicine & Radiology held at Bengaluru Karanataka on 9<sup>th</sup> – 11<sup>th</sup> December 2011.
12. Attended Scientific congress conducted during Dentistry 2011 held at GayathriVihar, Palace grounds , Bangalore on 22<sup>nd</sup> -24<sup>th</sup> July 2011.
13. Attended CDE Programme conducted by Department of Oral Medicine & Radiology ,Vydehi Institute of Dental sciences & Research centre Bangalore on 28<sup>th</sup> January 2010.
14. Attended Scientific congress conducted during Dentistry 2010 held at GayathriVihar , Palace grounds , Bangalore on 23<sup>rd</sup> -25<sup>th</sup> July 2010.
15. Attended workshop on “ Bone grafting in implant Dentisty –innovations and updates” conducted on 15<sup>th</sup> May 2010 at Rajarajeshwari Dental College & Hospital.



16. Attended CDE Programme on “Infection control in health care setting” at Dayananda Sagar College of dental sciences & hospital, Bangalore in association with IDA Bangalore Branch on 21<sup>st</sup> May 2010.

17. Attended the CDE programme/Workshop on “Biomedical Waste Management & Infectious Diseases” held at Vokkaligara Sangha Dental college & Hospital Bangalore on 28<sup>th</sup> and 29<sup>th</sup> September 2010.

**GUEST LECTURE/MODERATOR/CHAIRPERSON/PANELIST**

Chaired the session National Post Graduate Convention 2014 held at Dr. D Premachandra Sagar Auditorium And Centre For Performing Arts, Dayananda Sagar Institutions, Bangalore on 25<sup>th</sup>, 26<sup>th</sup>, 27<sup>th</sup> July 2014.

**Dr Rajaram Okade:**

**Conferences and CDE attended:**

1. Attended a session in a national post graduate convention 2014 held on 25<sup>th</sup>, 26<sup>th</sup> and 27<sup>th</sup> July 2014 at Dayananda Sagar Institutions, Bengaluru.

2. Attended a symposium on ‘ perspectives in regenerative dentistry’ held on 27<sup>th</sup> March 2015 by M.S. Ramaiah College of Dental Sciences, Bengaluru.

3. Attended a programme on ‘endodontics and the restorative world’ at Sri Rajiv Gandhi College and Hospital held on 25<sup>th</sup> May 2013

4. Attended a contemporary dentistry update organized by Rajarajeshwari College of Dental Sciences and Hospital, Bengaluru on 15<sup>th</sup>, 16<sup>th</sup> and 17<sup>th</sup> March 2013

5. Attended a programme on implantology ‘ the third dentition’ held on 21<sup>st</sup> February 2013 at Sri Rajiv Gandhi College of Dental Sciences and Hospital.

6. Attended a first national conference on dental health professionals education on May 30<sup>th</sup> and 31<sup>st</sup> 2013

1. Attended a programme on ‘endodontics and the restorative world’ at Sri Rajiv Gandhi College and Hospital held on 25<sup>th</sup> May 2013

2. Attended a contemporary dentistry update organized by Rajarajeshwari College of Dental Sciences and Hospital, Bengaluru on 15<sup>th</sup>, 16<sup>th</sup> and 17<sup>th</sup> March 2013

7. Attended a programme on implantology ‘ the third dentition’ held on 21<sup>st</sup> February 2013 at Sri Rajiv Gandhi College of Dental Sciences and Hospital

8. Attended a continuing dental education on the topic of TEMPOROMANDIBULAR DISORDERS AT M.S. Ramaiah Dental College and Hospital in the year 2011.



**GUEST LECTURE/MODERATOR/CHAIRPERSON/PANELIST**

Chaired a session in a National POST GRADUATE CONVENTION 2014 HELD ON 25<sup>TH</sup>, 26<sup>TH</sup> AND 27<sup>TH</sup> JULY 2014 at Dayanand Sagar institutions , Bengaluru

**Dr Mahalakshmi I.P**

**Conferences and CDE attended**

- 1.2013- first national conference on dental health professionals education
- 2.2012- symposium on facial trauma organised by bangalore baptist hospital
- 3.2012- scientific congress conducted by dentistry
- 4.2011- xxiii national conference and silver jubilee celebration of iaomr
- 5.2011- scientific congress conducted by dentistry, 2011 on 22<sup>nd</sup>, 23<sup>rd</sup> and 24<sup>th</sup> july 2011
- 6.2010-triple 'o' national work shop onoral cancer –v.s.dental college
- 7.2010-21<sup>st</sup> national conference iaomr at delhi
8. First National conference on dental health professionals education
9. Attended CDE Programme on -‘Endodontics and the restorative world’- Sri Rajiv Gandhi college of dental sciences and hospital
10. Attended CDE Programme on Implantology ‘ the third dentition’- Sri Rajiv Gandhi college of dental sciences and hospital
11. Attended CDE program on Scintific photo documentation in dentistry- Sri Rajiv Gandhi college of dental sciences and hospital
12. Attended Scientific Symposium on Oral Systemic Health conducted by Colgate in association with Sri Rajiv Gandhi Dental College
13. Symposium on facial trauma organised by bangalore baptist hospital
14. Scientific congress conducted by dentistry xxiii national conference and silver jubilee celebration of iaomr scientific congress conducted by dentistry, 2011 on 22<sup>nd</sup>, 23<sup>rd</sup> and 24<sup>th</sup> july 2011
15. Attended cde on oral manifestations of hormonal disorder- dayanand sagar dental college
16. Attended cde on-temporomandibular disorders at m.s. Ramaiah dental college and hospital
17. Triple ‘O’ National work shop onOral cancer –V.S.Dental college  
21<sup>st</sup> National Conference IAOMRat Delhi
18. Mucosal lesions-Vydehi Dental College, Bangalore





19. Attended the CDE programme - Oral cancer and its early detection-M S Ramaiah dental college
20. Attended the CDE programme-Mucocutaneous disorders:an update-AECS Maruthi dental college
21. Attended the CDE programme -Legal issues in medicine and dentistry and how to write a scientific paper- MRADCH
22. Attended the CDE programme-Clinical Research- RGUHS, Bangalore
23. Attended the CDE programme- Infection control in health care setting- Dayanand sagar dental college
24. Attended the CDE programme-Research methodology- M R Ambedkar Dental College, Bangalore.

**Dr Pooja Sinha**

**Conferences /CDE attended**

1. Attended CDE on ‘Overview Of Oral Cancer’ held at Sri Rajiv Gandhi College of Dental Sciences and Hospital on 16<sup>th</sup> June 2015
2. Attended conference conducted during Dentistry 2013 held at NIMHANS Convention Centre Bangalore on 27<sup>th</sup> and 28<sup>th</sup> July 2013.
3. Attended CDE on ‘Implantology-The 3<sup>rd</sup> dentition’ held at Sri Rajiv Gandhi College of Dental Sciences and Hospital on 21<sup>st</sup> February 2013.
4. Attended CDE on ‘Endodontics in the Restorative World’ held at Sri Rajiv Gandhi College of Dental Sciences and Hospital on 25<sup>th</sup> May 2013.
5. 1<sup>st</sup> National Conference on dental health professionals,M.S Ramaiah Dental College, Bangalore
6. Attended CDE Programme on “ Advanced Head and Neck Imaging” held at D.A.Pandu Memorial R.V Dental college and Hospital Bangalore on 11<sup>th</sup> November 2013
7. Hormones and Oral Health - CDE at Dayananda Sagar Dental College
8. Course on First Aid and BLS(CPR) provider at M.R.A.D.C.H.
9. 9<sup>TH</sup> National Conference of IAFO, Salem
10. 23<sup>RD</sup> National conference of IAOMR- 2011, Bangalore
11. Stem Cells in Oral Cancer-CDE at Rajarajeshwari Dental College
12. Unveiling the Art of Scientific Publication-CDE at Oxford Dental College
13. Hormones And Oral Health-CDE at Dayananda Sagar Dental College





14. Dry Mouth - an Emerging Epidemic- CDE at D.A Pandu Memorial RV Dental College, BangaloreGDC Bangalore, By Dr. Nagamani
15. Linking Research With Practice-Maxillofacial Biomaterials and Regeneration at M R Ambedkar Dental College, Bangalore.
16. National OOO Symosium at Vokkaligara Sangha Dental College, Bangalore
17. XXII National Conference of IAOMR, New Delhi
18. CDE Programme on Oral Mucosal Lesions, Cardiology, Ct Interpretation- Vydehi Dental College, Bangalore
19. CDE on Oral Cancer- its Early Detection - M.S. Ramaiah Dental College, Bangalore
20. CDE on Mucocutaneous Disorders: An Update- AECS Maaruti College of Dental Sciences, Bangalore
21. CDE Programme on 1000 Cities 1000 Lives- Urban Health Matters- M.R Ambedkar Dental College and Hospital
22. CDE on Legal Issues in Medicine and Dentistry and How To Write A Scientific Paper- M.R Ambedkar Dental College and Hospital
23. CDE on Clinical Research- RGUHS, Bangalore
24. CDE Programme on Research Methodology- M.R Ambedkar Dental College and Hospital

**Dr H.N.Santosh**

**Conferences and CDE attended:**

1. Attended CDE Programme on “Overview on Oral Cancer” at Sri Rajiv Gandhi College of Dental Sciences and Hospital
2. Attended CDE program on “Cone Beam Computed Tomography” at CD Sagar auditorium, Dayananda Sagar campus, Bangalore, Karnataka
3. Attended National PG Convention in Oral Medicine and Radiology at Baroda, Gujarat
4. Attended “**International Conference on Convergence of Science, Engineering and Management, II Edition**” held at Dayananda Sagar Institutions, Bangalore, Karnataka
5. Attended CDE program on “**Master Class in Oral Pathology, Medicine & Microbiology**” at M.S.Ramaiah Dental College & Hospital, Bangalore, Karnataka
6. Attended CDE program on “**Publish or Perish**” at M.S.Ramaiah Dental College & Hospital, Bangalore, Karnataka



7. Attended National PG Convention in Oral Medicine & Radiology at Guntur, Andhra Pradesh
8. Attended CDE program on “**Alveolar Bone – Biology and Biomarkers**” at CD Sagar auditorium, Dayananda Sagar campus, Bangalore, Karnataka.
9. The international conference (SAAD) on minimally invasive dentistry with computer guided occlusion” held at Dayananda Sagar College of Dental Sciences in Bangalore, Karnataka
10. Attended Preconference course on Research Protocol held at XXIII National IAOMR Conference held at NIMHANS Convention center, Bangalore, Karnataka.
11. Attended XXIII National IAOMR Conference held at NIMHANS Convention center, Bangalore, Karnataka

**Dr Noori**

**Conferences and CDE attended**

1. Attended Preconvention Workshop on Forensic Odontology –at V S Dental college and Hospital,2014, Bangalore
2. Attended 26<sup>th</sup> IAOMR National PG Convention and 2014,at Dayanand Sagar College of Dental Sciences Bangalore.
3. Attended 26<sup>th</sup> IAOMR National Conference – 2014,at Yenapoya Dental College and Hospital, Mangalore
4. Attended CDE on Master Class in Electic Pathomed Rendezvous– 2014 at M.S. Ramaiah Dental College, Bangalore.
5. Attended CDE on CME on Head and Neck oncology.at Bangalore Baptist Hospital ,2014, Bangalore
6. Attended a CDE on Oral Cancer at R V Dental College, Bangalore.
7. Attended CDE on Chemo and Radiotherapy of Head and Neck Cancer – 2013, Bangalore.
8. Attended CDE on Radiographic Interpretation of CT and MRI and Workshop on Intensity modulated radio therapy ( IMRT ) – 2013,at Vydehi Dental College, Bangalore.
9. Attended CDE on Master Class in Oral Pathology, Medicine and Micro Biology and Molecular markers – 2013 , at M.S. Ramaiah Dental College Bangalore.
10. Attended CDE on Triple Talk salivary Glad Pathology – 2013, at Sri Rajiv Gandhi College of Dental Sciences, Bangalore.



11. Attended CDE on Diagnostic Imaging of Head and Neck and Workshop on CBCT – 2013, at R V Dental College, Bangalore.
12. Attended Preconference Workshop on Lasers at C.K Theja College of Dental Sciences and Research ,Tirupathi.2012.
13. Attended 1<sup>st</sup> National Post Graduate Talent Search, at C.K Theja College of Dental Sciences and Research , Tirupathi.2012.
14. Attended CDE on Cristensen’s Bottom Line 2012, at NIMHANS, Bangalore.
15. Attended CDE on Scientific Photo documentation in Dentistry – 2012, Sri Rajiv Gandhi College of Dental Sciences, Bangalore.
16. Attended CDE on Oral Systemic Health – 2012,Sri Rajiv Gandhi College of Dental Sciences, Bangalore.
- 17.Attended CDE on Psychosomatic Disorder affecting Oral Cavity – 2012, at M.S. Ramaiah Dental College, Bangalore.
18. Attended CDE on Master Class in Oral Pathalogy, Medicine and Micro Biology – 2012at M.S. Ramaiah Dental College, Bangalore.
19. Attended CDE on Publish or Perish – 2012, at M.S. Ramaiah Dental College, Bangalore.
20. Attended CDE on Oral Manifestation of Psychosomatic Disorder affecting Oral Cavity – 2012, at Sri Rajiv Gandhi College of Dental Sciences, Bangalore.
21. Attended CDE on RUGHS Orientation Program – 2012, at Rajiv Gandhi University of Health Sciences, Bangalore.
22. Attended CDE on CBCT in Endodontics – 2012,at Sri Rajiv Gandhi College of Dental Sciences, Bangalore
23. Attended Scientific conference conducted during Dentistry 2011 held at Gayathri Vihar, Palace grounds , Bangalore on 22<sup>nd</sup> -24<sup>th</sup> July 2011

## **27. Student projects**

- percentage of students who have taken up in-house projects including inter-departmental projects
- percentage of students doing projects in collaboration with other universities / industry / Institute

UG Projects:

2015-2016

Oral antimicrobial peptides
-----------------------------



Neuralgia
Halitosis
Neuromuscular diseases affecting orofacial region
D/D of lesions of lip
D/D of lesions of palate
D/D of lesions of floor of the mouth
Forensic odontology
Molecular biology
Radiographic features of systemic and skeletal diseases affecting the jaws
Soft tissue calcifications and their radiographic appearances
Radiographic appearance of benign tumors of jaws
Radiographic appearance of malignant tumors of jaws
Implant radiology
Psychosomatic disorders
Emergency drugs used in dentistry and drugs used in pregnancy
Tests in dentistry
Nanotechnology in dentistry
Midline swellings of palate and floor of the mouth
Oral premalignant lesion and conditions
Current practicality of Nanotechnology in dentistry
Tests and reactions
Semiographic interpretation of dental caries
Radiotherapy and chemotherapy

2014-2015

Autoimmune disorders
Lasers of dentistry
Seminar of case history
Ulcerations of oral cavity
Seminar on immunity
Keratotic & nonkeratotic whitelesions



Seminar on neuromuscular disorders

Stem cells

Orofacial pain and neuralgia

Acquired immuno deficiency syndrome (AIDS)

Forensic odontology

Temporomandibular joint disorders

Diseases of periodontia

Endocrine disorders

Red and white lesions of oral cavity

2013-2014

Leukocyte disorders

Systemic disorders of endocrine glands

Cervical facial lymphadenopathy

Allergy

Oral manifestations of AIDS

Forensic dentistry

Oral manifestations of systemic diseases

Seminar on neuralgia

Oral cancer- recent advancement and treatment

Blood dyscrasias

Extra oral radiographs

Diabetes mellitus

Diseases of bones and joints

Bacterial, viral and fungal infections

TMJ Radiographs

2012-2013

Diseases of tongue

Ulcer of oral cavity

Anemia

Cysts of odontogenic origin

Oral cancer



Management of dental problems in medically compromised patients
Cysts and tumors of odontogenic origin
Ultrasound
Oral manifestations of systemic disorders and nutritional deficiencies
History of invention of X-rays
Dermatologic diseases
Tumors of orofacial region
Metabolic disorders
Occupational hazards in dentistry
Drugs used in dentistry
Laboratory diagnostic procedures used in dentistry
2011-2012
Burning mouth syndrome, psychosomatic disorders
Premalignant conditions and lesions
Syndromes of oral cavity
Soft tissue tumors
Granulomatous conditions
Diseases of salivary glands
Bleeding and clotting disorders
Oral manifestations of immunological disorders
Normal radiographic anatomical landmarks
Cranio-mandibular disorders
Stem cells
Seminar on forensic odontology
Syndromes of oral cavity
Oral manifestations of blood disorders
Radiological diagnoses of pulpal, periodontal and periapical lesions
Oral cancer latest treatment
2010-2011
Radiolucencies
Developmental disorders affecting tongue, lips, jaws and teeth



Maxillofacial trauma
Systemic disorders and clinical implications
Salivary gland disorders including radiology
Radiation biology and protection from radiation
Specialized imaging techniques
Soft tissue calcifications and ossifications
Various papillary lesions
Saliva as diagnostic aid
Oral manifestations of drug reactions
Role of anti oxidants in dentistry
Ultrasonography as a diagnostic aid
Probiotics
Oral cancer current and future diagnostic techniques
Biomarkers in dentistry
Syndrome of head and neck region
Advances in the detection, diagnosis of oral precancerous and cancerous lesions
Biotox- anti oxidants and pro biotics in dentistry

**PG Projects: (Thesis and Library Dissertations)**

Year	Name	Thesis	Library Dissertation	Status
2012-2015	Dr. Noori	Dissertation: Age estimation using tooth pulp ratio in canine and premolars using radiovisiography	Autoimmune disorders	Completed
2012-2015	Dr. Navya.N. Swamy	Dissertation: "Determination of classical blood group from dental pulp tissue"	Red and white lesions	Completed
2012-2015	Dr. Jagadish.C.D	Dissertation: diode laser (980nm) therapy for oral lichen planus , oral leukoplakia, and early osmf ; a clinical study	Laser in dentistry	Completed
2013-2016	Dr. Rahul Dev Goswami	Dissertation: Effectiveness of oral brush cytology in oral mucosal lesions in gutka chewers and smokers:	Orofacial pain	Completed





		a clinical study		
2013-2016	Dr. Sreelakshmi.N	Dissertation: comparative evaluation of c reactive protein and lipid and lipid in chronic periodontitis patient with and without cardiovascular disease	Temporomandibular joint disorders	Completed
2013-2016	Dr. Bhavana.T.V	Dissertation: EFFECT OF HIGH TEMPERATURE ON EXTRACTED UNRESTORED & RESTORED TEETH: RADIOGRAPHIC & MACROSCOPIC EXAMINATION-A FORENSIC STUDY	Stem cells: Health and disease	Completed
2014-2017	Dr. Shruthi. R	Dissertation: Comparative evaluation of efficacy of topical steroid and oral lycopene versus intralesional steroid, hyaluronidase and oral lycopene in the treatment of oral submucous fibrosis- an invivo study.	Advanced imaging techniques in dentistry	Ongoing
2014-2017	Dr. Keerthi. I	Dissertation: "Role of genetic damage in exfoliated cells from oral mucosa in individuals exposed to x-rays after panoramic radiography, lateral cephalogram and after full mouth intra oral periapical radiographs"- invivo study.	Oral cancer treatment modalities	Ongoing
2014-2017	Dr. Lakshmi Balraj	Dissertation: "Micronuclei: A prognostic tool for monitoring cytogenic change in the buccal mucosa of smokers – an invivo study."	Nanotechnology in dentistry	Ongoing



**28. Awards / recognitions received at the national and international level by faculty and student**

2014-2015	<b>Dr Shruthi.R</b> Won Second Prize in paper presentation on “ The size and shape of Sella turcica : A lateral Cephalometric study” held on March 2015.
2013-2014	<b>Dr H.N.Santosh (Senior Lecturer)</b> Won <b>1<sup>st</sup> prize in Paper presentation</b> “ Mucoadhesion : A neoteric physician’s approach” at International Conference on Convergence of Science, Engineering & Management in education & research-A global perspective at DSCDS, Bangalore <b>Dr Bhavana .T.V.</b> IIIrd Prize in quiz competition held at XII National Triple OOO Symposium ,March 2014 <b>Dr Sreelakshmi.N</b> 1 <sup>st</sup> prize in paper presentation on “Radiographic Assessment of prevalence of idiopathic pulp calcifications in permanent teeth “ ,PG Convention on July 2014 . <b>Dr Jagadish.C.D</b> IIInd and IIIrd prize for clinical innovations “Optical fibres in dentistry” and “Illuminated Snap Ray” ,PG Convention July 2014
2012-2013	<b>Dr H.N.Santosh (Senior Lecturer)</b> Won <b>1<sup>st</sup> prize in Paper presentation</b> “A Tripartite for TMD: JVA, EMG & T Scan” at National IAOMR PG convention 2012 in Vijayawada, A.P. Won <b>IIInd prize in ISPRP Essay competition</b> , May 2012 under Dental Surgeons & Specialist Category.
2011-2012	<b>Dr Pooja Sinha (Senior Lecturer)</b> <b>MDS - Oral Medicine and Radiology”:</b> Secured 9 <sup>th</sup> rank in RGUHS, Karnataka <b>Dr H.N.Santosh (Senior Lecturer)</b>



		Won <b>IInd prize in ISPRP Essay competition</b> , May 2011 under Dental Surgeons & Specialist Category.
--	--	--

**29. Seminars/ Conferences/Workshops organized and the source of funding (national / international) with details of outstanding participants, if any.**

Dept of OMRD Conducted CDE Programme on :An overview of Oral Cancer” on june 2015 at Sri Rajiv Gandhi College of Dental Sciences and Hospital with grants from Karnataka State Dental Council (KSDC) .

**30. Code of ethics for research followed by the departments**

**As per Institutional Review Board(IRB)**

**31. Student profile program-wise:**

Name of the Program (refer to question no. 4)	Applications received	Selected		Pass percentage	
		Male	Female	Male	Female

**32. Diversity of students**

Name of the Program (refer to question no. 4)	% of students from the same university	% of students from other universities within the State	% of students from universities outside the State	% of students from other countries

**33. How many students have cleared Civil Services and Defense Services examinations, NET, SET, GATE, USMLE, PLAB, GPAT, NCLEX, CGFNS, IELTS and other competitive examinations? Give details category-wise.**

**34. Student progression**



<b>Student progression</b>	<b>Percentage against enrolled</b>
UG to PG	
PG to M.Phil, DM / M Ch / DNB	
PG to Ph.D.	
Ph.D. to Post-Doctoral	
Employed <ul style="list-style-type: none"><li>• Campus selection</li><li>• Other than campus recruitment</li></ul>	
Entrepreneurs	

### **35. Diversity of staff**

<b>Percentage of faculty who are graduates</b>	
of the same university	
from other universities within the State	
from universities from other States	
from universities outside the country	

### **36. Number of faculty who were awarded M.Phil., DM, M Ch, Ph.D., D.Sc. and D.Litt. during the assessment period**

#### **37. Present details of departmental infrastructural facilities with regard to**

- Library : Department library present with a stock of 33 titles (25 PG and 8 UG), 10 International Journals and 5 national journals.
- Internet facilities for staff and students : Internet facility available for staff and student in three computers .
- Total number of class rooms
- Class rooms with ICT facility and 'smart' class rooms
- Students' laboratories
- Research laboratories

#### **38. List of doctoral, post-doctoral students and Research Associates**

- from the host institution/university
- from other institutions/universities

#### **Number of post graduate students getting financial assistance from the university.**

#### **39. Was any need assessment exercise undertaken before the development of new**



program(s)? If so, highlight the methodology.

**40. Does the department obtain feedback from**

**b. faculty on curriculum as well as teaching-learning-evaluation? If yes, how does the department utilize the feedback?**

The college has a comprehensive system of feedbacks, design, development and implementation of selected key areas of the education system. The faculties provide feedback on curriculum and teaching learning evaluation at the institution level. The college, programs being affiliated to Rajiv Gandhi University of Health Sciences, Bangalore the curriculum adopted by the university is implemented. Faculties being the part of the curriculum committee. Evaluative the curriculum identifies the deficiencies and implement corrective actions through enrichment courses, problem based learning and value added courses on regular basis.

**Students on staff, curriculum and teaching-learning-evaluation and how does the department utilize the feedback?**

Students being members of the different committee of Internal Quality Assurance Cell provide appropriate suggestions for improvement for the key aspects - Curriculum, Teaching Learning and Evaluation and on the performance of the Staff. Few of the feedbacks provided by the student are - feedback on teacher performance, infrastructure, library, courses and programs.

**Alumni and employers on the programs offered and how does the department utilize the feedback?**

The alumni association is registered and meet regularly and conduct annual gathering. During such annual meet alumni provide feedbacks on the courses and programs.

**41. List the distinguished alumni of the department (maximum 10)**

**42. Give details of student enrichment programs (special lectures / workshops / seminar) involving external experts.**

**43. List the teaching methods adopted by the faculty for different programs including clinical teaching.**

**D)Power point presentations for conducting lectures:**

Muscles of mastication, Radiation physics, Radiobiology, Temporomandibular joint, Developmental disturbances of oral cavity, Masticatory muscle disorders, Salivary gland



diseases, Intra oral radiographs, X-ray films, intensifying screens grids, Contrast media, Infection control in oral radiology, Para nasal sinuses, Processing of x-ray films, Dosimetry, Disorders of sinuses, Blood, Cyst of jaw, Odontogenic tumors, Pigmented lesions of oral mucosa, Inflammatory lesions of jaws, Odontogenic tumors, Digital imaging, Hematologic diseases, bleeding and clotting disorders, Panoramic radiography, Genetics in dentistry, Computed tomography, Forensic odontology, Corticosteroids in dentistry, Antifungal agents, Development of face, nose, palate nasal, paranasal air sinuses, Facial artery, Developmental anomalies, Lymph and its applied aspects., Management of patients with neuromuscular disorders, Inflammation, Facial nerve, Soft tissue calcification of head and neck region, Analgesics, Stem cells in dentistry, Complications of blood transfusion, Antiviral agents, Coagulants and anticoagulants, Oral microflora, Hypersensitivity reactions, Medical emergencies in dental practice, Granulomatous lesions, Osteoradionecrosis, Chemotherapy for oral squamous cell carcinomas, Oral complications of cancer chemotherapy, Transplant patients and dental management, Periapical radiopacities, Renal diseases, Palatal perforations, Masses of neck., Salivary gland disorders, Yellowish lesions of oral cavity, Benign lesions of the oral cavity, Blood supply, nerve supply & lymphatic drainage to head and neck region,

## **II) Use of models, charts and specimens for teaching**

### **III) Group Discussions**

### **IV) Clinical chair side discussions**

#### **Clinical case presentations:**

Epulis fissuratum of Maxillary residual ridge, Epulis fissuratum of maxillary ridge, Candidiasis of tongue, Lichen Planus of Bilateral Buccal Mucosa, Drug Induced Gingival Enlargement, Oral Squamous Cell Carcinoma of Right Buccal Mucosa, Homogeneous leukoplakia, Residual Cyst in relation to 16, Tobacco pouch keratosis, Enamel hypoplasia secondary to fluorosis, Arteriovenous malformation, Amelogenesis imperfect, Cleidocranial Dysplasia, Partial Ankyloglossia, Cleft of soft palate, Oral Submucos Fibrosi, Congenital Lip pit, Oral Squamous Cell Carcinoma of Gingivobuccal sulcus, Mid-palatine cyst, Verruciform Xanthoma, Cavernous Hemangioma, Capillary Hemangioma of upper lip, Benign spindle cell neurofibroma of lip, Dentigerous cyst in relation to 23, Incisive canal Cyst, Verruciform Xanthoma, Mucous extravasation cyst, Homogeneous leukoplakia, Oral submucous fibrosis, TUGSE, Eosinophilic spongiotic disease, Brown's Tumour, CA of floor



of mouth,

**Seminar and journal club discussions**

Muscles of mastication, Radiation physics, Radiobiology, Temporomandibular joint, Developmental disturbances of oral cavity, Masticatory muscle disorders, Salivary gland diseases, Intra oral radiographs, X-ray films, intensifying screens grids, Contrast media, Infection control in oral radiology, Para nasal sinuses, Processing of x-ray films, Dosimetry, Disorders of sinuses, Blood, Cyst of jaw, Odontogenic tumors, Pigmented lesions of oral mucosa, Inflammatory lesions of jaws, Odontogenic tumors, Digital imaging, Hematologic diseases, bleeding and clotting disorders, Panoramic radiography, Genetics in dentistry, Computed tomography, Forensic odontology, Corticosteroids in dentistry, Antifungal agents, Development of face, nose, palate nasal, paranasal air sinuses, Facial artery, Developmental anomalies, Lymph and its applied aspects., Management of patients with neuromuscular disorders, Inflammation, Facial nerve, Soft tissue calcification of head and neck region, Analgesics, Stem cells in dentistry, Complications of blood transfusion, Antiviral agents, Coagulants and anticoagulants, Oral microflora, Hypersensitivity reactions, Medical emergencies in dental practice, Granulomatous lesions, osteoradionecrosis, Chemotherapy for oral squamous cell carcinomas, Oral complications of cancer chemotherapy, Transplant patients and dental management, Periapical radiopacities, Renal diseases, Palatal perforations, Masses of neck, Salivary gland disorders, Yellowish lesions of oral cavity, Benign lesions of the oral cavity, Blood supply, nerve supply & lymphatic drainage to head and neck region.,

**JOURNAL CLUB PRESENTATIONS 2014-2015**

Kaposi carcinoma: a review and medical management update, Osteoradionecrosis of mandible, Late complications of radiotherapy, Oral intravascular papillary endothelial hyperplasia (Mason's tumor), Panoramic radiograph in pathology, Wegener's granulomatosis: a review of clinical features and an update in diagnosis and treatment, Recurrent aphthous stomatitis –review, Oral manifestations of syphilis, oral manifestations of pemphigus vulgaris clinical manifestation, diagnosis and treatment of Paget's disease of bone a mini review, novel therapies of lichen planus –a review, guidance on dental management of patients with haemophilic and congenital bleeding disorders, focal epithelial dysplasia –a update, oral candidiasis –etiology, clinical manifestations diagnosis and management –a review, ectodermal dysplasia a genetic review, mucormycosis in a diabetic ketoacidosis patient





a review, oral lymphangioma, bisphosphonate related osteonecrosis of jaw, herpes zoster- etiology, epidemiology, c/f, treatment and prevention, scleroderma, oral malignancy melanoma- a review, vanishing bone disease- a review, an overview of clinical implications of nanobacteria the clinical histologic and treatment spectrum in necrotizing sialometaplasia, leprosy. specific orofacial aspects, extra oral periapical radiographs, oral field colonisation- an update, management of drooling of saliva, nanotechnology – a boon in oral cancer diagnosis and therapeutics, traumatic granuloma with eosinophilic struma, chronic osteomyelitis of maxilla and mandible- microbial and clinical aspects, tricho-dento –osseous syndrome diagnosis and dental management, role of curcumin in systemic & oral health, photo therapy of PUVA: a over review , mini review: current opinion on salivary biomarkers as measurement for stress and fatigue hyperbaric oxygen therapy and its application, advanced diagnostic aids in oral cancer, prion diseases in human- oral and dental implications, aloevera; a boon in the management of dental diseases, nuclear medicine in dentistry- revisited,, osteosarcoma of jaw- a review, oro facial manifestation of sturge weber syndromr- a case report with review, energy medicine in the management of chronic orofacial pain, langerhans cell histiocytosis –review and descriptive analysis of oral manifestation, bilateral maxillary brown tumors in a patient with primary hyper thyroidism, oral psoriasis: a diagnostic dilemma, central giant cell granuloma, oral signs of leukemia and dental management- literature data and case report, ultra sound as a diagnostic boon in dentistry, systemic affliction of oral facial sepsis, OKC- a case report, Toxic epidermal necrolysis and steven Johnson syndrome, Behcets disease, Radiotherapy, Metastatic tumor of jaw and oral cavity, DICOM dentistry Cancer vaccine, HPV –oral disease, EAGLES syndrome, LASER- an evitable tool in modern dentistry, Thermography a new diagnostic tool in dentistry, Oral soft tissue biopsy, Chemoprevention- a review, Oral manifestations of celiac diseases, Saliva as a potential diagnostic tool, Bells palsy a review., Advrse affects of drugs on saliva and salivary glands, Mucocele- a review, Emerging trends in oral health profession- molecular dentistry, Hemangioma, Multicentric peripheral ossifying fibroma- a case report, adiosensitisers, radioprotectors, and radiation mitigations, Diagnosis and management of supernumerary teeth, Human gene therapy- an overview of genetic revelations, Oral pyogenic granuloma- various concepts of etiopathogenesis, Hepatitis b and c infections in dental practise, Photodynamic therapy- applications in dentistry, Halitosis in the absence of oral causes, Yolk sac tumor involving floor of mouth, Cherubism- best clinical practice, Alveolar



exostosis-revisited, Oral lichen planus, Stem cell therapy in oral and maxillofacial region, Upper lip swelling, Solitary central ostema of jaws, Craniofacial polyostotic fibrous dysplasia, Palatal swellings, Sublingual epidermoid cyst in elderly patients., Analysis of nonspecific oral mucosal and dermal lesions suggestive of syphilis-a report of 6 cases, Occupation hazards in modern dentistry, Hypertension and its management in dentistry, Oral rhabdomyosarcoma, Paracetamol induced drug eruptions-a case report, Radiation therapy clearance, Oral manifestations of thyroid disorders and its management, Medical management update-peutz-jeghers syndrome, Therapeutic ultrasound-its application in oral diseases, Taste disorders- a review, Pulse therapy-a boon or ban, Oral mucositis-mangement protocol by oral physician, Nevroid basal cell carcinoma syndrome, Malignant melanoma of oral cavity, Oral mucosal lesions in children, Delayed tooth eruption, Amelogenesis imperfect, Macroglossia,, Tetanus Dental considerations in pregnancy, Oral manifestations of leukemia', Probiotics for oral health-myth or reality, Management of freys syndrome, Oral manifestations of celiac disease, Hereditary dentin disorders:dentinogenesis imperfect and dentindysplasia, Dentigerous cyst of inflammatory origin in mixed dentition, Radicular cyst, Median rhomboid glossitis, The nature of fibrous dysplasia, Mumphs, Oral and maxillofacial consideration in gardeners syndrome, Symptomatic migratory glossitis of tongue, Oral manifestation in patients with neurofibromatosis type1, Psycho neuro immunological disorders and TMJ pain-n a review, Immunoflorescence, Iatrogenic oral hairy leukoplakia, Cleidocranial dysplasia, Hypodontia, Filariasis of buccal mucosa, Drug induced gingival over growth, Oral infection by staph.aureus in patients effected by white sponge naevus, Rheumatiod arthritis a review in dental care considerations, Oral lichenoid lesions , Cancrum oris – areview article, Odontogenic myxoma –a review of 3 case reports, Clinical radiological and histological features of CEOT, PUVA thera, Dentinal hypersensitivity- a review, Cheloscopy revisited, Acute herpetic gingivostomatitis, An uncommonly common glossopharngeal neuralgia, Effects of drugs in oral cavity, Systemic lupus erythematosis, Oral manifestations of vitamin B12 deficiency – acase report, Muco epidermoid carcinoma, Medical management update- multiple myeloma,

**Seminars:**

Antibiotics , Antifungal, Anti viral, Anti coagulants, Corticosteroids in dentistry, ntioxidants, Complications of blood transfusion, Oral manifestations of systemic diseases, Oral manifestations of endocrine disorders, Carcinogenesis Leukoplakia,erythroplakia,carcinoma



in situ, reverse smoking Oral aspects of metabolic disorders, Embryology & development of head and face, Premalignant conditions, Trigeminal nerve, Fascial spaces, Pain and analgesia, Tongue, Facial nerve,

V) Individual UG and PG student vivas before starting cases

**44. How does the department ensure that program objectives are constantly met and learning outcomes are monitored?**

Conduct internal assessment tests clinicals at the end of postings

**45. Highlight the participation of students and faculty in extension activities.**

1. Rendering services to department of Public health dentistry for conducting dental camps.
2. Rendering service for Karnataka cancer society for screening of oral cancer in rural and urban Karnataka.
3. Conducted CDE programme on “ An overview of oral cancer” in collaboration with Byalor college of Dentistry, USA on 6<sup>th</sup> June 2015

**46. Give details of “beyond syllabus scholarly activities” of the department.**

**47. State whether the program/ department is accredited/ graded by other agencies? If yes, give details.**

**48. Briefly highlight the contributions of the department in generating new knowledge, basic or applied.**

**49. Detail five major Strengths, Weaknesses, Opportunities and Challenges (SWOC) of the department.**

**50. Weaknesses Of The Department**

The IQAC implemented on the campus review the performance of the critical processes that have impact on the quality of products on regular basis. Continually areas for improvement are identify in each process and corrective actions are initiated hence no such problem remains so as to effect the product of the system.

**51. Future plans of the department.**



### **Evaluative Report of the Department**

**1. Name of the Department** Oral and Maxillofacial Surgery

**2. Year of establishment :** 1992

**3. Is the Department part of a college/Faculty of the university?:**

Yes, a part of Sri Rajiv Gandhi College of Dental Sciences and Hospital Bengaluru.

**4. Names of programs offered (UG, PG, PharmD, Integrated Masters; M.Phil., Ph.D., Integrated Ph.D., Certificate, Diploma, PG Diploma, D.M./M.Ch., Super specialty fellowship, etc.)**

Under graduate- BDS

Post graduate- MDS

**5. Interdisciplinary programs and departments involved**

<b>S.L No</b>	<b>Date</b>	<b>Name Of Presenter And Moderator</b>	<b>Participating Departments</b>	<b>Title Of Presentation</b>
1	4-02-2013	Presenters: DrRajni DrAliya Moderator: DrDeepikaKenkere	Department Of Oral And Maxillofacial Surgery Department Of Oral And Maxillofacial Pathology	UnicysticAmeloblastoma
2	12-08-2013	Presenters: DrNonitha DrAliya DrPallavi DrRajani Moderator: DrYogesh T.C	Department Of Oral And Maxillofacial Pathology Department Of Oral And Maxillofacial Surgery	Multiple Low Flow Vascular Malformations
3	02-12-2013	Presenters: DrPratyushAnshuman Dr Franco Moderator:	Department Of Oral And Maxillofacial Surgery Department Of	Management Of Traumatic Loss Of Bone And Tooth Using Autogenous Block Bone



		DrAkshayShetty	Prosthodontics And Crown And Bridge	Graft And Implants
4	17-02- 2014	Presenters: Dr Franco DrDiljith Moderator: DrKeerthi	Department Of Prosthodontics And Crown And Bridge Department of oral and maxillofacial surgery	Hemimandibulectomy And Its Rehabilitation
5	09-06- 2014	Presenters: DrAliya DrSarvesh DrPratyush Moderator: DrYogesh DrNandaprasd	Department Of Oral And Maxillo Facial Pathology Department Of Oral And Maxillo Facial Surgery	Micro Invasive Carcinoma-A Case Report
6	22-07- 2014	Presenters: DrBhavna T.V DrSreelakshmi Dr Nikhil  Moderator: DrTejavathiNagaraj	Department Of Oral Medicine And Radiology Department Of Oral and maxillofacial surgery	Submandibular Gland Sialolithiasis With Acute Sialodinitis- A Case Report
7	20-08- 2014	Presenters: DrDiljith Rishi DrNonitha Ramesh DrRasleenKaur  Moderator: DrDeepikaKenkere	Department Of Oral and maxillofacial surgery  Department Of Prosthodontics And Crown And Bridge Department Of Oral And Maxillofacial	A Rare Case Of Osteomyelitis Of Maxilla



			Pathology	
8	1-12-2014	Presenters: DrChetnaBharti DrPragathi DrLekshmi Moderator: DrAchutDevarhubli	Department Of Prosthodontics And Crown And Bridge Department Of Oral And Maxillofacial Surgery Department Of Oral Medicine And Radiology	Temperomandibular Disorders-3d Approach
9	28-01-2015	Presenters: DrSmitha M DrVivekBagga DrPinhazSherashiya Moderator: DrSanthosh T Paul	Department Of Pedodontics And Preventive Dentistry  Department Of Oral And Maxillofacial Surgery  Department of oral and maxillofacial pathology	Compound Odontome-A Case Report
10	27-02-2015	Presenters: DrNikitha Sharma Dr Nikhil Srivatsava Moderator: DrHemavathy .S	Department Of Oral And Maxillofacial Pathology  Department Of Oral and maxillofacial surgery	Biopsy-Implications And Importance
11	27-04-2015	Presenter: DrShruthi.R DrPragathi DrAggiSussan	Department Of Oral Medicine And Radiology	Oral Verrucous Carcinoma-A Case Report



		Samuel  Moderator: DrTejavathiNagaraj	Department Of Oral And Maxillofacial Surgery  Department Of Oral And Maxillo Facial Pathology	
12	08-06- 2015	Presenters: DrPragathi Dr Nikhil Srivatsav DrVivekBagga  Moderator: DrDeepikaKenkere	Department Of Oral And Maxillofacial Surgery	Panfacial Trauma

**6. Courses in collaboration with other universities, industries, foreign: None**

**7.Details of programs discontinued, if any, with reasons**

None

**8..Examination System: Annual/Semester/Trimester/Choice Based Credit System**

Annual

**9.Participation of the department in the courses offered by other departments**

None

**10.Number of teaching posts sanctioned, filled and actual (Professors/Associate Professors/Asst. Professors/others)**

	Sanctioned	Filled	Actual (including CAS & MPS)
Professor	01	02	02
Associate Professor/Reader	02	03	03
Assistant Professor /Lecturer	01	01	01
Tutor / Clinical Instructor	01	01	01

**11.Faculty profile with name, qualification, designation, area of specialization, experience and research under guidance**





Name	Qualification	Designation	Specialization	No. of Years of Experience
Dr AkshayShetty	MDS	Prof & HOD	OMFS	10 years 8 months
Dr Adil Shafath	MDS	Reader	OMFS	7 years 10 months
Dr Vivek G K	MDS	Reader	OMFS	7 years
Dr Sudhakar Reddy	MDS	Reader	OMFS	6years 6 months
Dr Vaibhav N	MDS	Senior Lecturer	OMFS	2 year 9 months
Dr Mohd Imran	MDS	Senior Lecturer	OMFS	6 months
Dr Harish	BDS	Lecturer	-	6 years

**12. List of senior Visiting Fellows, adjunct faculty, emeritus professors**

None

**13. Percentage of classes taken by temporary faculty – program-wise information**

None

**14. Program-wise Student Teacher Ratio**

BDS	100 : 7
MDS	9: 7

**15. Number of academic support staff (technical) and administrative staff: sanctioned, filled and actual**

	Sanctioned	Filled	Actual
Technical staff	01	01	01
Administrative staff	03	03	03

**16. Research thrust areas as recognized by major funding agencies**

None



**17. Number of faculty with ongoing projects from a) national b) international funding agencies and c) Total grants received. Give the names of the funding agencies, project title and grants received project-wise.**

None

**18. Inter-institutional collaborative projects and associated grants received**

**c) National collaboration b) International collaboration**

None

**19. Departmental projects funded by ICMR; DST-FIST; UGC-SAP/CAS, DPE; DBT, ICSSR, AICTE, etc.; total grants received.**

None

**20. Research facility / Centre with**

- state recognition
- national recognition
- international recognition

None

**21. Special research laboratories sponsored by / created by industry or corporate bodies**

None

**22. Publications:**

\* Number of papers published in peer reviewed journals

○ National –

○ International -

\* Monographs: -

\* Chapters in Books: - None

\* Books edited:-

\* Books with ISBN with details of publishers: - None

\* Number listed in International Database (For e.g. Web of Science, Scopus, Humanities International Complete, Dare Database - International Social Sciences Directory, EBSCO host, Medline, etc.)-

\* Citation Index – range / average -

\* SNIP-

\* SJR-



\* **Impact Factor – range / average -**

\* **h-index -**

**23. Details of patents and income generated**

Dr. Savraan Kale - Auto transplantation of tooth

**24. Areas of consultancy and income generated**

None

**25. Faculty selected nationally / internationally to visit other laboratories / institutions / industries in India and abroad**

None

**26. Faculty serving in**

a) National committees b) International committees c) Editorial Boards d) any other (specify)

**27. Faculty recharging strategies (Refresher / orientation programs, workshops, training programs and similar programs).**

**Faculty has attended:**

- Teachers training programs
- CDE programs
- Basic life support programs
- Hands-on courses
- National and state conferences and conventions

**28. Student projects**

• percentage of students who have taken up in-house projects including inter-departmental projects

100%

• percentage of students doing projects in collaboration with other universities / industry / institute

None

**29. Awards / recognitions received at the national and international level by**

- Faculty:
- **Doctoral / post doctoral fellows** : Not Applicable
- **Students:** UG and PG Best paper and best poster awards in National and state conferences



and conventions

Dr. PratyushAnshuman	Quiz competition triple 'O' CONFERENCE UDAIPUR March 2015
Dr. Saurabh Kale	PG Best paper in AOMSI Karnataka CONFERENCE MARCH 2015
Dr. Suma Shekhar	STATE IDA CONFERENCE DAVANAGERE 2010

**30.Seminars/ Conferences/Workshops organized and the source of funding (national / international) with details of outstanding participants, if any.**

Seminars, Workshops and CDE programs funded by Sri Rajiv Gandhi College of Dental Sciences and Hospital

Sl. No	Date	Conferences/Workshops/ Hands-on courses conducted by Dept. of oral and maxillofacial surgery
1.	01-09-2012	KSDC ACCREDITED CME/CDE program –Facial Trauma ATTENDED BY 134 DELEGATES INCLUDING EMINENT ENT surgeons and maxillofacial surgeons
2.	21-02-2013 22-02-2013	KSDC ACCREDITED CDE program –implantology attended by eminent prosthodontists, periodontists, maxillofacial surgeons and practitioners
3.	21-06-2013	CME/CDE program - Oncology conducted in association with HCG BANGALORE attended by faculty of oral medicine ,oral pathology and oral and maxillofacial surgery
4.	SEPTEMBER – OCTOBER ANNUALLY	BASIC LIFE SUPPORT CONDUCTED ANNUALLY IN ASSOCIATION WITH NIGHTINGALES TRUST SINCE 2008
5.	2012	CME/CDE program - Oncology conducted in association with Bangalore Baptist Hospital attended by faculty of departments of ENT, Radiation Oncology, Periodontics and oral and



		maxillofacial surgery
6.	2014	

**31. Code of ethics for research followed by the departments**

Ethical committee of the institution provides the ICMR guidelines for various research projects

**32. Student profile program-wise:**

Name of the Program (refer to question no. 4)	Applications received	Selected		Pass percentage	
		Male	Female	Male	Female
BDS					
MDS				100%	100%

**33. Diversity of students**

Name of the Program (refer to question no. 4)	% of students from the same university	% of students from other universities within the State	% of students from universities outside the State	% of students from other countries
MDS		Nil		Nil

**34. How many students have cleared Civil Services and Defense Services examinations, NET, SET, GATE, USMLE, PLAB, GPAT, NCLEX, CGFNS, IELTS and other competitive examinations? Give details category-wise.** None

**35. Student progression**

Student progression	Percentage against enrolled
UG to PG	
PG to M.Phil, DM / M Ch / DNB	
PG to Ph.D.	



Student progression	Percentage against enrolled
Ph.D. to Post-Doctoral	
Employed <ul style="list-style-type: none"><li>• Campus selection</li><li>• Other than campus recruitment</li></ul>	
Entrepreneurs	

**36. Diversity of staff**

Percentage of faculty who are graduates of the same university	100%
from other universities within the State	
from universities from other States	
from universities outside the country	

**37. Number of faculty who were awarded M.Phil., DM, M Ch, Ph.D., D.Sc. and D.Litt. during the assessment period -None**

**38. Present details of departmental infrastructural facilities with regard to**

**a) Library:** Total number of books:95

**b) Internet facilities for staff and students:** Wi-FiENABLED

**c) Total number of class rooms:** 01

**d) Class rooms with ICT facility and ‘smart’ class rooms:** None

**39. List of doctoral, post-doctoral students and Research Associates**

**a) from the host institution/university**

**b) from other institutions/universities** None

**40. Number of post graduate students getting financial assistance from the university.**

None

**41. Was any need assessment exercise undertaken before the development of new program(s)? If so, highlight the methodology.**

No

**42. Does the department obtain feedback from**

**c. faculty on curriculum as well as teaching-learning-evaluation? If yes, how does the department utilize the feedback?**

The college has a comprehensive system of feedbacks, design, development and implementation of selected key areas of the education system. The faculties provide feedback



on curriculum and teaching learning evaluation at the institution level. The college, programs being affiliated to Rajiv Gandhi University of Health Sciences, Bangalore the curriculum adopted by the university is implemented. Faculties being the part of the curriculum committee. Evaluative the curriculum identifies the deficiencies and implement corrective actions through enrichment courses, problem based learning and value added courses on regular basis.

**Students on staff, curriculum and teaching-learning-evaluation and how does the department utilize the feedback?**

Students being members of the different committee of Internal Quality Assurance Cell provide appropriate suggestions for improvement for the key aspects - Curriculum, Teaching Learning and Evaluation and on the performance of the Staff. Few of the feedbacks provided by the student are - feedback on teacher performance, infrastructure, library, courses and programs.

**Alumni and employers on the programs offered and how does the department utilize the feedback?**

The alumni association is registered and meet regularly and conduct annual gathering. During such annual meet alumni provide feedbacks on the courses and programs.

**43. List the distinguished alumni of the department (maximum 10)**

None

**44. Give details of student enrichment programs (special lectures / workshops / seminar) involving external experts.**

Sl. No	Date	Conferences/Workshops/ Hands-on courses conducted by Dept. of oral and maxillofacial surgery
1.	01-09-2012	CME/CDE program –Facial Trauma
2.	21-02-2013 22-02-2013	CDE program –implantology
3.		CME/CDE program - Oncology conducted in association with HCG BANGALORE
4.		





5.		
6.		

**45. List the teaching methods adopted by the faculty for different programs including clinical teaching.**

The following teaching methodology programs adopted by faculty including clinical teaching for UG and PG students are,

Undergraduates:

- Discussions and demonstrations
- Teaching models
- Teaching charts/posters
- Practical exercises
- Problem based learning
- Standard Operating procedures
- Integrated teaching
- Seminar
- Chair side discussions

Postgraduates:

- Discussions and demonstrations
- Teaching models
- Teaching charts/posters
- Problem based learning
- Standard Operating procedures
- Integrated teaching
- Inter-department meetings
- Inter-disciplinary meetings
- Seminar
- Chair side case discussions and demonstrations
- Viva-cards
- Developing teaching skills by taking UG classes
- Learning research skills by doing and writing dissertation work and short studies



- Peripheral postings at KC General Hospital (Bangalore) Bhagwan Mahaveer Jain Hospital (Bangalore), Kidwai Memorial Hospital (Bangalore), NIMHANS (Bangalore)

**46. How does the department ensure that program objectives are constantly met and learning outcomes are monitored?**

Taking feedbacks from students The department ensures program objectives are constantly met and learning outcomes are monitored by,

Academic:

Undergraduate students

- Conducting exams/internals
- Conducting monthly tests for week students
- Conducting viva-voce
- End posting exams
- Updating log books
- Conducting departmental meetings
- Remedial classes are taken for below average students
- Above average students are encouraged to participate in conferences and present papers/posters
- Counseling via mentor system

Postgraduate students

- Taking feedbacks from students
- Conducting weekly tests
- Updating check-lists and log books
- Evaluation of seminars, journal clubs and case presentations by check-lists
- Counseling via mentor system

Administrative:

- Conducting departmental meetings
- Monitoring by quality assurance committee of department

**47. Highlight the participation of students and faculty in extension activities.**

Participation of students and faculty in extension activities are as follows,

Academic:

- Poster & paper presentations in conferences and conventions



- Quiz competitions
- Conducting CDE program, workshops and hands-on courses
- Visit to HBO Centre Institute of Aerospace Medicine

Co-curricular and extra-curricular activities:

Participation in,

- Sports
- Cultural
- Pulse polio program
- Oral and Maxillofacial surgeons day
- Annual Hepatitis B vaccination programme for students

**48. Give details of “beyond syllabus scholarly activities” of the department.**

None

**49. State whether the program/ department is accredited/ graded by other agencies? If yes, give details.**

No

**50. Briefly highlight the contributions of the department in generating new knowledge, basic or applied.**

Department contributes in generating new knowledge, basics and applied by

- ICT enabled teaching
- Integrated teaching
- Encouraging poster & paper presentations
- Group discussions
- Case based learning
- Post graduates are encouraged to present papers & posters in conferences and conventions
- Post graduates are given opportunity to attend hands-on courses on new techniques

**51. Detail five major Strengths, Weaknesses, Opportunities and Challenges (SWOC) of the department.**

**STRENGTHS**

- Good infrastructure
- Team work and efficient faculty
- More number of patients



- ICT enabled teaching
- Wi-fi and internet facility
- Mentor system
- Methodological teaching
- Well planned and regularized UG and PG curriculum
- Well documented academic and administrative activities
- Well-equipped OT complex with Boyles' apparatus, fiberoptic intubation kit, saw kit etc.
- o ICU facility for in patients

### **WEAKNESS**

The IQAC implemented on the campus review the performance of the critical processes that have impact on the quality of products on regular basis. Continually areas for improvement are identify in each process and corrective actions are initiated hence no such problem remains so as to effect the product of the system.

### **OPPORTUNITIES**

- Funded research projects
- Collaborations with dental extension activity organizations
- Treatment cubicles

### **CHALLENGES**

- To meet and cater the needs of out-patients

### **52. Future plans of the department.**

- PG diploma course in Implantology
- Fellowship in Trauma and Orthognathic surgery
- Maxillofacial Surgery fund
- Funded research activities
- Conduct specialty workshops with focus on hands on training
- Continued focus on quality in administration ,academics,patient care and research
- Speciality Clinics for Precancers and TMJ
- Collaboration with other hospitals in areas like Oncology,Cleft deformities,Salivary gland disorders, Facial Neuropathology,Craniofacial Surgery and Skull base surgery
- Enhance our strength in core competency areas like Minor oral surgery, Trauma, Pathology ,Maxillary sinus, TMJ, Infections,Orthognathic surgery and aesthetic facial surgery



## Evaluative Report of the Department

**1. Name of the Department :** Periodontology

**2. Year of establishment :** 1995

**3. Is the Department part of a college/Faculty of the university?**

Yes, the Department is the part of the college.

**4. Names of programs offered (UG, PG, PharmD, Integrated Masters; M.Phil., Ph.D., Integrated Ph.D., Certificate, Diploma, PG Diploma, D.M./M.Ch., Super specialty fellowship, etc.)**

-Bachelor of Dental Surgery (BDS)

-Master of Dental Surgery (MDS)

**5. Interdisciplinary programs and departments involved**

The following Interdisciplinary meetings and case presentations have been presented

S.L No	Date	Name Of Presenter And Moderator	Participating Departments	Title Of Presentation
1	25-02-2013	Presenter: DrPranav Kumar Singh  Moderator: Dr.VaibhaviJoshiPura	Department Of Periodontology	Pyogenic Granuloma –A Case Report
2	16-12-2013	Persenters: DrDeepthi DrMaushmi C.B  Moderator: DrSaritha Narayan	Department Of Periodontology And Implant Dentistry  Department Of Conservative Dentistry And Endodontics	Crown Lengthening-A Case Report
3	28-04-2014	Persenters: DrAmolJadhav	Department Of Pedodontics And	Diagnosis And Treatment Of Ankyloglossia



		Dr Vijay Apparaju  Moderator: DrSanthosh D Paul	Preventive Dentistry  Department Of Periodontics	
4	22-09- 2014	Presenters: DrPranav Kumar DrKarthik  Moderator: DrSaritha Narayan	Department Of Periodontology  Department Of Prosthodontics And Crown And Bridge	Soft Tissue Development Around Pontic Site
5	29-12- 2014	Presenters: Dr Sunny Dr Pretty DrBineetha DrPranav DrChetana  Moderator: DrSreedevi D Ajith	Department Of Orthodontics And Dentofacial Orthopedics  Department Of Periodontology  Department Of Prosthodontics And Crown And Bridge	Interdisciplinary Orthodontics Adjunctive Treatment Procedures- Restorative Esthetic Procedures
6	20-07- 2015	Presenters: DrJoguline Vinita Dr Vijay Apparaju DrsreeshaNellika  Moderator: DrSarita Narayan	Department of periodontics and implant dentistry	Perio Esthetics

**6. Courses in collaboration with other universities, industries, foreign institutions, etc.**

None



**7. Details of programs discontinued, if any, with reasons**

No programmes have been discontinued by the department.

**8. Examination System: Annual/Semester/Trimester/Choice Based Credit System**

Semester for IV year RS2 and Annual Examinations conducted by RGUHS, Bangalore, Karnataka.

**9. Participation of the department in the courses offered by other departments**

Active participation by the post graduates in the courses offered by other departments.

**10. Number of teaching posts sanctioned, filled and actual (Professors/Associate Professors/Asst. Professors/others)**

	<b>Sanctioned</b>	<b>Filled</b>	<b>Actual (including CAS &amp; MPS)</b>
Professor	As per DCI	2	2
Associate Professor/Reader	As per DCI	2	2
Assistant Professor			
Lecturer	As per DCI	1	1
Tutor / Clinical Instructor	As per DCI	2	2
Senior Resident			

**Faculty profile with name, qualification, designation, area of specialization, experience and research under guidance**

<b>Name</b>	<b>Qualification</b>	<b>Designation</b>	<b>Specialization</b>	<b>No. of Years of Experience</b>
Dr. Vaibhavi Joshipura	BDS MDS	Professor	MDS in Periodontology	19 years 6 months
Dr. Sarita Joshi Narayan	BDS MDS	Professor and HOD	MDS in Periodontology	20 years





Dr. UmeshYadalam	BDS MDS	Reader	MDS in Periodontology	9 years 1 month
Dr. Vijay Raghava	BDS MDS	Reader	MDS in Periodontology	8 years 2 months
Dr. Aditi Bose	BDS MDS	Senior Lecturer	MDS in Periodontology	1 year 9 months
Dr. Sunaina	BDS	Lecturer	BDS	10 months
Dr. Vijayashree	BDS	Lecturer	BDS	1 year 6 months

**11. List of senior Visiting Fellows, adjunct faculty, emeritus professors**

All faculties are serving full time in the department.

**12. Percentage of classes taken by temporary faculty – program-wise information**

Faculty from medical departments conducts lectures for our post graduates on topics of their expertise.

**13. Program-wise Student Teacher Ratio**

BDS 4:1

MDS 1:1

**14. Number of academic support staff (technical) and administrative staff: sanctioned, filled and actual**

	<b>Sanctioned</b>	<b>Filled</b>	<b>Actual</b>
Dental Hygienist	02	02	02
Staff Nurse	01	01	01
Lab Assistant	01	01	01
Chair side assistant	01	01	01
Sweeper/ Attendant	01	01	01



**15. Research thrust areas as recognized by major funding agencies**

None

**16. Number of faculty with ongoing projects from a) national b) international funding agencies and c) Total grants received. Give the names of the funding agencies, project title and grants received project-wise.**

None

**17. Inter-institutional collaborative projects and associated grants received**

d) National collaboration b) International collaboration

A] Inter-institutional collaborative project by Dr. Pranav Kumar Singh(P.G) “Microbiological adherence on 3 different suture material in patient undergoing periodontal flap surgery and its impact on healing of gingival tissues- A clinical and microbiological study”.

Year 2013.

INSTITUTION NAME: Poornaprajna Institute of Scientific Research (PPISR)

INCHARGE PERSON:Dr.Anand. K (PhD)

B]Inter-institutional collaborative project by Dr. Deepthi. K(P.G) “Association between COPD and Periodontal status”. (2013)

INSTITUTION NAME: Mahaveer Jain Hospital

INCHARGE PERSON: Dr. Ramesh. MD Pulmonologist

C] Inter-institutional collaborative project by Dr. Joguline Vinita (P.G) “Effect of Non-surgical periodontal therapy on serum protein levels in chronic generalised periodontitis patients- A clinic- biochemical study”(2014)

INSTITUTION NAME: New Horizon Hospital

INCHARGE PERSON: Dr. Vishwanath (General surgeon)

D] Inter-institutional collaborative project by Dr. Sreesha. K (P.G) “Comparison of Root surface instrumentation using 3 different types of instrument- An Vitro study using SEM” (2015)

INSTITUTION NAME: Indian institute of science(IISC)

INCHARGE PERSON: Mr. Gurulinga (Technician)

E]Inter-institutional collaborative project by Dr. FaheemPanakkal (P.G) “Evaluation of efficacy of an intra-pocket anaesthetic gel in the reduction of pain on periodontal probing in patients with generalised chronic periodontitis- A randomised controlled trial.”

COMPANY NAME: Pascal international inc



F]Inter-institutional collaborative project by Dr. RakshithaNarayana (P.G) “Evaluation of socio demographic variables influencing the periodontal health of pregnant women in Bangalore city, India-An epidemiological study”

INSTITUTION NAME: Bharath Nursing Home

**18. Departmental projects funded by ICMR; DST-FIST; UGC-SAP/CAS, DPE; DBT, ICSSR, AICTE, etc.; total grants received.**

None.

**19. Research facility / centre with**

- state recognition- Centre for post graduate studies.
- national recognition : None
- international recognition : None

**20. Special research laboratories sponsored by / created by industry or corporate bodies**

None.

**21. Publications:**

- \* Number of papers published in peer reviewed journals (national / international) 60
- \* Monographs: None
- \* Chapters in Books: None
- \* Booksedited: None
- \* Books with ISBN with details of publishers : One
- \* Number listed in International Database (For *e.g.* Web of Science, Scopus, Humanities International Complete, Dare Database - International Social Sciences Directory, EBSCO host, Medline, etc.)
- \* Citation Index – range / average

<b>Faculty</b>	<b>Citations</b>	<b>No. of Publications</b>	<b>Average</b>	<b>Range</b>	<b>Department Average</b>
Dr. Sarita Joshi Narayan	6	10			
Dr. VaibhaviJoshiPura		10			
Dr. UmeshYadalam	5	12			
Dr. Vijay K	2	14			



Raghava					
Dr. Aditi Bose	11	13			

- \* SNIP
- \* SJR
- \* Impact Factor – range / average
- \* h-index

Faculty	h-index
Dr. Sarita Joshi Narayan	1
Dr. VaibhaviJoshiPura	1
Dr. UmeshYadalam	1
Dr. Vijay K Raghava	1
Dr. Aditi Bose	1

## **22. Details of patents and income generated**

None.

## **23. Areas of consultancy and income generated**

The department extends speciality consultation to all other departments in the institute and no fee is charged for the same.

## **24. Faculty selected nationally / internationally to visit other laboratories / institutions / industries in India and abroad**

Faculty from our department visits other institutions in India for the purpose of conducting examinations, inspections, guest lectures etc.

## **25. Faculty serving in**

b) National committees b) International committees c) Editorial Boards d) any other (specify)

### **National Committees:**

Dr. VaibhaviJoshiPura is Editor in Chief of Dental Era, A peer reviewed National Journal on Dentistry.

Dr. VaibhaviJoshiPura is member of ethical committee for clinical research of Dental Era, A peer reviewed National Journal on Dentistry.

Dr. Sarita Joshi Narayan is member of Editorial Board of Dental Era, A peer reviewed National Journal on Dentistry.

Dr. Vijay K Raghava is internal reviewer for Dental Era journal.

Dr. Aditi Bose is Sub Editor of Dental Era, A peer reviewed National Journal on Dentistry.



**26. Faculty recharging strategies (Refresher / orientation programs, workshops, training programs and similar programs).**

Following programmes have been attended by the faculty of the department :

**DR.SARITA NARAYAN**

**CONFERENCES ATTENDED**

1. 38<sup>th</sup> Indian Society of Periodontology National Conference Center, Kochi on 25<sup>th</sup>,26<sup>th</sup>,27<sup>th</sup> Oct 2013
2. 19<sup>th</sup> National Conference of Indian Society of Oral Implantologist at Bangalore,26<sup>th</sup> to 28<sup>th</sup> Oct 2012
3. 31<sup>st</sup> Annual Conference of Indian Society of Periodontology at Pune, 8<sup>th</sup>-10<sup>th</sup> Dec 2006
4. 50<sup>TH</sup> Annual Conference of the Indian Society of Periodontology,Chennai , 5<sup>th</sup> -7<sup>th</sup> Nov 2005
5. Bangalore Academy of Periodontology ' at R.V.Dental College Bangalore on 13<sup>th</sup>,14<sup>th</sup> Feb 2004
5. Bangalore Academy of Periodontology at SRC Dental College ,Chennai on 6<sup>th</sup>,7<sup>th</sup> Dec 2003
6. XXIII National Conference of the India Society of Periodontology,Chennai 29<sup>th</sup> -31<sup>st</sup> Jan 1999
7. XX Conference of Indian Society of Periodontology at Bombay ,Jan 24<sup>th</sup> to 26<sup>th</sup> ,1996
8. 18<sup>th</sup> Asian Pacific Dental Congress and 50<sup>TH</sup> Indian Dental Conference Bombay 19<sup>th</sup> – 23<sup>th</sup> , 1996
9. XVIII Annual Conference of indian society of Periology at Manipal ,7<sup>th</sup> -9<sup>th</sup> Jan 1994

**CDE PROGRAMMES**

1. " OverView Oral Cancer " at SRGDC Bangalore ,16<sup>th</sup> June 2015
2. " Easy and Simple Comfortable Dentures; AView into Hard and Soft Reline Procedures " Lecture held at SRGDC Bangalore on 7<sup>th</sup> Aug 2013
3. Research and Review atGayatriVihar Palace Grounds Bangalore 20- 22 July 2013. Dentistry 2012 ,Indian Dentist
4. "The Christensen Bottom Line -2012" at Nimhans Convention Center ,Bangalore , on 26<sup>th</sup> June 2012
5. "NOVABONE –A Born Boon for the Bone " at DAPM RV Dental College ,Bangalore ,8<sup>th</sup> May 2012



6. 'Grafting Techniques in Oral Implantology ' at Oxford Dental College Bangalore ,23th Dec 2011
- 7.. 'LASERS –THE WAY FORWARD'' at DR.SRDC Bangalore 27<sup>th</sup> Nov 2009
- 8.. Pre –Conference Course at 31<sup>st</sup> Indian Society of Periodontology , Pune on 7<sup>th</sup> Dec 2006
9. .'Regenerative Periodontics; Success, failure and trouble shooting'' 31<sup>st</sup> National Conference of Indian Society of Periodontology at DR D.Y.Patil Dental College Pune 7<sup>th</sup> Dec 2006
- 11.'Contemporary Periodontics' atM.S.R.Dental College Bangalore on 31<sup>st</sup> Aug 2002
- 12.'Recent Trends In Periodontics for General Practice ' atR.V.Dental College Bangalore On 3<sup>rd</sup>,4<sup>th</sup> July 1999
- 13.' Cosmetic and Prosthetic Dentistry at Bombay on 19<sup>th</sup> Feb 1989

**GUEST LECTURE/MODERATOR/CHAIRPERSON/PANELIST**

- 1 .Panelist on 'How to Attempt the Theory Paper'' in Perio-Panorama at M.R.A..Dental College Bangalore on 13<sup>th</sup>-15<sup>th</sup> Feb 2014
- 2.Panel Expert on Why is Simple getting so Complex ? at .6<sup>th</sup> National Indian Society of Prosthodontics Restorative –Periodontics Conference ,Bangalore , 4<sup>th</sup> -6<sup>th</sup> Oct 2013
- 3 .Chair person at .19<sup>TH</sup> National Conference of Indian Society of Oral Implantologists, Bangalore , 26<sup>th</sup>-28<sup>th</sup> Oct 2012
- 4.Panelist at 19<sup>th</sup> National Conference of Indian Society of Oral Implantologists Bangalore , 26<sup>th</sup> Oct 2012
- 5.Panelist on ''Lines and Lesions 2012'' at NIMHANS Convention Centre , Bangalore on 6<sup>th</sup>,7<sup>th</sup> June 2012
- 6.Guest Lecture on ' Pathway to Future Perfect'' at Indian Dental Conference Pune , 4<sup>th</sup> - 7<sup>th</sup> Jan 2007
- 7.Guest lecture ,at 30th Annual Conference of the Indian Society of Periodontology , Chennai, on 5TH – 7TH Nov 2005

**SCIENTIFIC PRESENTATION**

- 1.38<sup>TH</sup> Indian Society of Periodontology National Conference at SreeGokulam Centre ,Kaloor ,Kochi on 24<sup>th</sup> -27<sup>th</sup> Oct 2013

**OTHERS CAMPUS**

- 1.Oral Hygiene Day Awareness Rally at Bangalore on 1<sup>st</sup> Aug 2013



2. Pepsodent G Free Dental Check –Up Fortnight , Bangalore on 23<sup>rd</sup> March –4<sup>th</sup> April 1998

**DR.VAIBHAVI JOSHIPURA**

**CONFERENCES ATTENDED**

1. 38<sup>TH</sup> Indian Society of Periodontology National Conference at SreeGokulam Convention Centre ,Kochi on 25<sup>TH</sup> -27<sup>TH</sup> Oct 2013

2. Perio –Panorama at Oxford Dental College ,Bangalore on 11<sup>th</sup> – 13<sup>th</sup> Feb 2013

3. 37<sup>th</sup> National Annual Conference of the Indian Society of Periodontology at Indira Gandhi Medical College ,Shimla on 12<sup>th</sup> -14<sup>th</sup> Oct 2012

4. 36<sup>th</sup> National Conference of Indian Society of Periodontology, Ahmedabad ,14<sup>th</sup> -16<sup>th</sup> Oct 2011

5. 10<sup>th</sup> Indian Society of Periodontology PG Workshop, SRC University ,Chennai ,24<sup>th</sup>-25<sup>th</sup> June 2011

6. Periodontal Federation of India for Periochintan ,Mumbai ,17<sup>th</sup> -18<sup>th</sup> Dec 2010

7. FDI-IDA CDE and 38<sup>th</sup> Karnataka State Dental Conference at Jana Jyothi Auditorium , Central College Campus ,Palace Road ,Bangalore on 19<sup>th</sup>-21<sup>st</sup> Nov 2010.

8. 35<sup>th</sup> National Conference of Indian Society of Periodontology ,Bangalore ,27<sup>th</sup> –30<sup>th</sup> Oct 2010

9. 35<sup>th</sup> Annual Conference of Indian Society of Periodontology, Bangalore , 27<sup>th</sup>-30<sup>th</sup> Oct 2010

10. 34<sup>th</sup> National Conference of Indian Society of Periodontology ,Dharwad, 4<sup>th</sup> -5<sup>th</sup> Dec 2009

11. 1<sup>st</sup> International Congress on CAD CAM and Implant Dentistry ,Bangalore ,28<sup>th</sup> -30<sup>th</sup> Aug 2009

12. 12<sup>th</sup> Biennial International Academy of Periodontology Conference ,Agra ,17<sup>th</sup> -19<sup>th</sup> April 2009

13. 8<sup>th</sup> Indian Society of Periodontology PG Workshop, Agra 16<sup>th</sup>-17<sup>th</sup> April 2009

14. 1<sup>st</sup> National PG ,Teachers Convention in Periodontics ,Indian Society of Periodontology, and

RGUHS, Karnataka ,2<sup>nd</sup> and 3<sup>rd</sup> June 2006

15. Indian Dental Association ,C.E.C/ Scientific programme/Culture programme, Ahmedabad , 17<sup>th</sup> -18<sup>th</sup> Sept 1994





**CDE PROGRAMMES**

1. "Over View of Oral Cancer", SRG Dental College Bangalore, 16<sup>th</sup> June 2015
2. "Periodontal –Systemic International Perspectives and Strategies for Management" GDC, Bangalore, 5<sup>th</sup> –6<sup>th</sup> Sept 2014
3. Dental Leadership Experience Program, Bangalore 3<sup>rd</sup> -4<sup>th</sup> June, 2014
4. STEMposium Demystifying the magic of stem cells, KLE Dental College, Bangalore, 23<sup>rd</sup> Dec 2013
5. Oral Hygiene Day Special CDE Programme, DA Pandu Memorial RV Dental College, Bangalore, 1<sup>st</sup> Aug 2013
6. "Implantology -The third dentition", SRG Dental College Bangalore, 22 - 21 Feb 2013
7. "Genetics and Management of Infertility" SS Medical College, Tumkur, 10<sup>th</sup> Aug 2012
8. "Grafting Techniques in Oral Implantology" Oxford Dental College, Bangalore, 23<sup>rd</sup> Dec 2011
9. "Sinus lift Procedure" and Lecture on "Management of Implant Complications- A Periodontal Perspective", KCDS auditorium, Bangalore, 16<sup>TH</sup> Aug 2011
10. "Antimicrobials- with knowledge comes responsibility" – A Symposium on Chemotherapeutics in Periodontal Therapy, SS Dental College, Tumkur, 4<sup>th</sup> March 2011
11. International Academy of Periodontology, GDC, Mumbai, 17<sup>th</sup>-18<sup>th</sup> Dec 2010
12. "CME on Medical Genetics" SS Medical College, Tumkur 30<sup>th</sup> July 2010
13. "Research Methodology" SS Medical and Dental College, Tumkur 28<sup>th</sup>-29<sup>th</sup> July 2010
14. "SymPlaQ" KLE Dental College, Bangalore, 5<sup>th</sup> March 2010
15. Oral Health awareness of the community as a part of "Brush Twice –A Day Program" 2010
16. Esthetics and implant Dentistry ; Innovations and Controversies " Chancery Pavilion,, Bangalore, 18<sup>th</sup> Fri day, Dec 2009
17. Master trainers workshop on Educational science and technology for teachers of dental colleges, MSR Dental College, Bangalore, 28<sup>th</sup>-30<sup>th</sup> April 2009
18. Periodarshan –Periodontology in 21<sup>st</sup> century, GDC, Bangalore 22<sup>nd</sup> Dec 2008
19. "Dentine Hypersensitivity ; Definition, Diagnosis, Aetiology and A Biological Approach to Management in Practice." MSR Dental College, Bangalore 13<sup>th</sup> Tuesday Oct 2009
20. "Micro Dentistry" SS Dental College, Tumkur, 22<sup>nd</sup> Sept 2008



21. "MIS Implant System" SRG Dental College ,Bangalore , 10<sup>TH</sup> Aug 2008
22. "Workshop on PhD Orientation Programme in Dentistry" SRG Dental College , 2 Feb 2008
- 23 .Dentistry 2007 ,Indian Dentist Research and Review ,NIMHANS Convention Centre ,Bangalore 21th -22th July
24. "Esthetics Unlimited 2006 ," KLE Dental College ,Bangalore ,28<sup>th</sup>-29<sup>th</sup> Oct 2006
25. "Contemporary Periodontics" MSR Dental College ,Bangalore ,31<sup>st</sup> Aug 2002
26. "Oral Facial Pain - Update" MSR Dental College ,Bangalore ,4<sup>th</sup> April

**GUEST LECTURE /MODERATOR/CHAIRPERSON/PANALIST**

1. Guest Lecture on "Advanced Diagnostic Aids" in perio- panorama ,RR Dental College ,Bangalore ,19<sup>th</sup>- 21<sup>st</sup> Feb 2015
2. Panelist on " Viva Voce " in perio-panorama ,RR Dental College ,Bangalore ,19<sup>TH</sup> - 21<sup>ST</sup> Feb 2015
3. Guest Lecture on "When to refer a subject to a periodontist " , Oxford Dental College ,Bangalore,8<sup>TH</sup>- 9<sup>TH</sup> Aug 2014
4. Delegate on " PorphyromonasGingivalis ; Keystone pathogen in periodontitis" ,DS College ,Bangalore ,26<sup>th</sup> June 2014
5. Guest Lecture on " Host Response and Modulation "in perio-panorama ,MRA Dental College ,Bangalore 13<sup>th</sup> -15<sup>th</sup> Feb 2014
6. Guest Lecture on " Advances in Periodontal Management with Restorative and Prosthetic Consideration" 41<sup>st</sup> Karnataka State Dental Conference ,Medikeri ,22<sup>nd</sup> -24<sup>th</sup> Nov 2013
7. Chairing a Scientific session ,37<sup>th</sup> National Annual Conference of Indian Society of Periodontology , Shimla Hills ,12<sup>th</sup>- 14<sup>th</sup> Oct 2012
8. Chairperson ,36<sup>th</sup> National Conference of Dental Society of Periodontology,Ahmedabad, 14<sup>th</sup> -16<sup>th</sup> Oct 2011
9. Course Director /Speaker/Chairperson on "Diagnostic Miss -outs in Periodontics" Guwahali Assam, 24<sup>th</sup> May 201 1
10. Chair person at FDI-IDA CDE and 38<sup>th</sup> Karnataka State Dental Conference ,JnanaJyothi Auditorium ,Central College Campus , Bangalore , 19<sup>th</sup> -21<sup>st</sup> Nov 2010
11. Guest Lecture on "Missouts in Periodontics", by Indian Dental Association ,SS Dental College ,Tumkur,10<sup>th</sup> July 2010



12. Moderator for the student scientific session 8<sup>th</sup> PG workshop ,, BY Indian Society of Periodontology ,Agra, 16<sup>th</sup> -17<sup>th</sup> April 2009
13. Delegate on ‘ ‘Etiopathogenesis of Periodontal Diseases’’ RR Dental College , 6<sup>th</sup> Sept 2008
14. Chairperson on 10<sup>th</sup> Indian Society of Periodontology PG Workshop ,SRC University ,Chennai 25<sup>th</sup> June 2011

### **SCIENTIFIC PRESENTATION**

1. 38<sup>TH</sup> Indian Society of Periodontology National Conference ,SreeGokulam Convention Centre ,Kaloor , Kochi 24<sup>th</sup>- 27<sup>th</sup> Oct 2013
2. 37<sup>TH</sup> National Annual Conference of Indian Society of Periodontology Shimla Hills, 12<sup>th</sup> --14<sup>th</sup> Oct 2012
3. Guest Speaker on ‘ ‘ Mendelian Inheritance - a genetic risk factor in generalized aggressive periodontitis’’ at 36<sup>TH</sup> National Conference of Indian Society of Periodontology, Ahmedabad, 14<sup>th</sup> -16<sup>th</sup> Oct 2011 ‘ ‘
4. emisection – A Relevant ; Practical and successful treatment option ‘ ‘ at FDI- IDA CDE 2010, and 38<sup>th</sup> Karnataka State Dental Conference ,Bangalore ,19<sup>th</sup>- 21<sup>st</sup> Nov 2010
5. Periomamtham 2010 ‘ ‘ Setting Standard \* Achieving Excellence’’ at 35<sup>th</sup> National Conference of Indian Society of Periodontology ,Bangalore 27<sup>th</sup> –30<sup>th</sup> Oct 2010
6. ‘ ‘ Iatrogenic Factors -Serious Threat to Periodontal Health’’ at 34<sup>th</sup> National Conference of Indian Society of Periodontology ,,Dharward, 4<sup>th</sup> -5<sup>th</sup> Dec 2009

### **DR. UMESH YADALAM**

#### **CDE PROGRAMME**

- 1 ‘ ‘overveiw of Oral Cancer ‘ ‘ at SRG Dental College ,Bangalore, 16<sup>th</sup> June 2015
2. ‘ ‘Perio –Convergence’’ ,MSR Dental College ,Bangalore,25<sup>th</sup>,26<sup>th</sup> April 2014
3. ‘ ‘ Triple Talk ‘ ‘ SRG Dental College ,Bangalore ,12<sup>th</sup> Sept 2013
4. ‘ ‘ Easy and Simple Comfortable Dentures ; A Veiw into Hard and Soft Reline Procedure -‘ ‘ SRG Dental College, Bangalore 7<sup>th</sup> Aug 2013
5. ‘ ‘Endodontics in the Restorative World ‘ ‘ SRG Dental College ,Bangalore ,25<sup>th</sup> May 2013
6. ‘ ‘Implantology -The Third Dentition ‘ ‘ SRG Dental College , 21<sup>st</sup>,22<sup>nd</sup> Feb 2013
7. ‘ ‘ Management of Implant Complications –A Periodontal Perspective ,’’ KCDS Auditorium ,Bangalore 16<sup>th</sup> Aug 2011



8. International Dental Exhibition and Meeting Dentistry, GayatriVihar, Palace Ground ,Bangalore 2011
9. “ Esthetics and Implant Dentistry ; Innovation and Controversies “ Chancery Pavilion , Bangalore , Friday 18<sup>th</sup> Dec 2009
- 10 . “ Accredited Continuing Dental Education Programme “ MSR Dental College ,Bangalore ,13<sup>th</sup> Tuesday Oct 2009
11. “ Dental Education Program “ NIMHANS ,Bangalore ,26<sup>th</sup>,27<sup>th</sup> July 2008
12. “Oro Facial Pain Update “ MSR Dental College ,Bangalore ,4<sup>th</sup> April

**DR. VIJAY RAGHAVA .K**

**CONFERENCES**

1. 13<sup>TH</sup> Indian Society of Periodontology National PG Convention A B Shetty Dental College ,Mangalore ,8<sup>th</sup>,9<sup>th</sup> March 2014
2. 35<sup>th</sup> National Conference of the Indian Society of Periodontology,Bangalore , 27<sup>th</sup> – 30<sup>th</sup> Oct 2010
3. 5<sup>th</sup> National PG Workshop of Indian Society of Periodontology ,,Coorg, 5<sup>th</sup>,6<sup>th</sup> May 2006
4. Annual Conference of the Indian Society of Periodontology ,Chennai , 5<sup>th</sup>-7<sup>th</sup> Nov 2005
5. 29<sup>th</sup> National Conference of Indian Society of Periodontology ,Mangalore , 18<sup>th</sup> – 21<sup>st</sup> Nov 2004

**CDE PROGRAMME**

1. “Oral Veiw of Oral Cancer “ SRG Dental College Bangalore, 16<sup>th</sup> June 2015
2. “ Triple Talk “ SRG Dental College Bangalore, 12<sup>th</sup> Sept 2013
3. “Symposium on Traumatic Dental Injuries “ MSR Dental College ,Bangalore , 3<sup>rd</sup> Aug 2013
4. “ Endodontics in the Restorative World “ SRG Dental College Bangalore , 25<sup>th</sup> May 2013
5. “Implantology - The Third Dentition “ SRG Dental College ,Bangalore , 21<sup>st</sup> Feb 2013
6. Dentistry 2012 ,Indian Dentist Research and Review , GayatriVihar Palace Grounds ,Bangalore ,20<sup>th</sup> -22<sup>th</sup> July 2012



7. "Stress in Dental Practice – An Insight " KLE Dental College ,Bangalore , 23<sup>rd</sup> Aug 2011
8. Dentistry 2011 ,Indian Society of Periodontology ,, Palace Grounds ,Bangalore , 22<sup>nd</sup> --24<sup>th</sup> July 2011
9. " Bio Medical Waste Management and Infectious Diseases " ,VS Dental College ,Bangalore , 28<sup>th</sup> -29<sup>th</sup> Sept 2010
10. "Research Methodology " ,SS Medical and Dental College Tumkur , 28<sup>th</sup> --29<sup>th</sup> July 2010
11. " Periodontics - An Overveiw as part of Periodontist 'S Reunion " ,AB Shetty Dental College ,Mangalore , 30<sup>th</sup> Jan 2010
12. " Esthetics and Implant Dentistry ; Innovations AND Controversies " , Chancery Pavilion , Bangalore , Fridaay 18<sup>TH</sup> Dec 2009
13. Dentistry 2008 , Indian Dentist Research and Review , NIMHANS ,Bangalore , 26<sup>th</sup> - 27<sup>th</sup> July 2008
14. " Photolgraphy in Dentistry " AB Shetty Dental College ,Mangalore , 27<sup>th</sup> Feb 2006
15. " Research in Health Sciences " KSHEMA Campus auditorium , Deralakatte, Mangalore , 17<sup>th</sup> Sept 2005
16. " HIV /AIDS in Dental Practice " Yenepoya Dental and Medical College ,Mangalore , 20<sup>th</sup> March 2005
17. " Workshop on Periodontal Surgery " Coastal Malabar Branch and Pariyaram Dental College , 13<sup>th</sup> Feb 2005
18. " Orofacial Pain - Update " MSR Dental College , Bangalore , 4<sup>th</sup> April
19. " Use of Biotechnology in Regeneration , Co –Polymers in Oral and Regenerative Surgery, Advanced Surgical Techniques – Expansion of Alveolar Crest , Surgical Presentation on Implants ,Treatment of Perio and Peri-Implantitis" India Nov 2006

**GUEST LECTURE/ MODERATER/PANALIST/CHAIR PERSON**

1. "Short Course in Educational Methodology" RGUHS ,Bangalore , June to Aug 2014
2. Chairperson on "Peri -- Innovate Rejuvenating – Periodontics " ,13<sup>th</sup> Indian Society of Periodontology National PG Convention, Nitte University ,Mangalore, 8<sup>th</sup>,9<sup>th</sup> March 2014
3. " Multi System IMPLANT Hands - on Training Programme" Dharwad , 17<sup>th</sup> – 19<sup>th</sup> Aug 2006



4. “One day training and continuing education program on HELNET Updates” RGUHS, Bangalore , 23<sup>rd</sup> Sept 2009

**SCIENTIFIC PRESENTATION**

1. 5<sup>TH</sup> National PG Workshop of Indian Society of Periodontology ,Coorge , 5<sup>th</sup> -6<sup>th</sup> May 2006

Conferences /CDE/ Workshops Attended:

Dr.Aditi

	e	Particulars
01	28/07/2010 29/07/2010	Orientation Program for MDS course by RGUHS
02	27/08/2010	I.A.P conference at Ramachandra University, Chennai
03	27/10/2010	Pre- conference course on “Use of Problem based learning in dental education at B.I.D.S, Bangalore
04	28/10/2010 29/10/2010	35 <sup>th</sup> National Conference of ISP at DayanandSagar College, Bangalore
05	27/01/11 28/01/11	Symposium on “IMPLANT Prosthodontics- Practical Considerations” at VSDC, Bangalore
	04/03/2011	CDE on “Antimicrobials- with knowledge comes responsibility” at SSDC, Tumkur
07	24-25/06/2011	10 <sup>th</sup> ISP PG workshop at Ramchandra University, Chennai
08	16/08/2011	CDE Programme in KCDS, Bangalore
09	14,15,16/10/2011	36 <sup>th</sup> National Conference of ISP at Ahmedabad.
10	23/12/11	CDE Programme in Oxford dental college, Bangalore.
11	26-29/01/2012	Attended Rapid Review Course in Periodontology in Ramchandra University, Chennai.





12	06/04/2012	Pre- conference course on “Lasers and its implications in dentistry” in SardarPatil dental college, Lucknow
13	07-08/04/2012	11 <sup>th</sup> ISP PG workshop in Lucknow
14	6/6/12	Pre-conference course of The Definitive Endo-Perio workshop in BIDS, Bangalore
15	7/06/12	Endo-Perio Conference in Nimhans Convention Centre, Bangalore
16	29/08/2012	CDE in Ambedkar dental college for Oral Hygiene Day.
17	11/09/2012	CDE in DayanandaSagar Dental College
18	11-13/02/13	Perio-Panorama at Oxford Dental College, Bangalore

### 27. Student projects

- percentage of students who have taken up in-house projects including inter-departmental projects
- percentage of students doing projects in collaboration with other universities / industry / institute

#### UG Projects:

2015-2016	1. Root Biomodification <u>ATHIRA KRISHNAN (IV YEAR STUDENT)</u> 2. Smoking and periodontal disease SHEBA ANNE THOMAS (IV YEAR STUDENT) 3. Ultrasonics VARSHA (IV YEAR STUDENT) 4. Wound Healing SARANYA RAJAN (IV YEAR STUDENT)
2014-2015	1. Periimplantitis ABHIJEETH GEORGE (IV YEAR STUDENT) 2. Periodontal abscess NITHYA NARENDRAN (IV YEAR STUDENT) 3. Periodontal ligament PRIYANGANA NATH (IV YEAR STUDENT) 4. Periodontal splints RIA MALLICK (IV YEAR STUDENT)
2013-2014	1. Local Anesthesia SHAMAILA (IV YEAR STUDENT) 2. Microsurgery APOORVA (IV YEAR STUDENT) 3. Muscles of mastication AHLEM (IV YEAR STUDENT) 4. Nanotechnology MARIA DEEPIKA (IV YEAR STUDENT)





	5.Ortho-perio SUMATHY(IV YEAR STUDENT)
2012-2013	<ol style="list-style-type: none"> <li>1. Hand vsUltrasonics DONA MURALIDHARAN (IV YEAR STUDENT)</li> <li>2. Iatrogenic Periodontics <u>HITA (IV YEAR STUDENT)</u></li> <li>3. Infection Control NIDHISH MISTRY(IV YEAR STUDENT)</li> <li>4. Inflammation MEENAKSHI BHUYAN(IV YEAR STUDENT)</li> <li>5. Keratinization SHIMNA(IV YEAR STUDENT)</li> </ol>

2011-2012	<ol style="list-style-type: none"> <li>1.Dentrifrices NISHIN AISHA(IV YEAR STUDENT)</li> <li>2. Fungal infections PAPIA CHANDRA(IV YEAR STUDENT)</li> <li>3. FurcationsAnujkumar bora(IV YEAR STUDENT)</li> <li>4.GCF Rimpeekakoti</li> <li>5. Hallitosismanjushagoswami (IV YEAR STUDENT)</li> </ol>
2010-2011	<ol style="list-style-type: none"> <li>1.Acute gingival infections Akshatavinod (IV year student)</li> <li>2.Aggressive Periodontitis Manasdutta (IV year student)</li> <li>3.Alveolar Bone Niyarkanasaikia (IV year student)</li> <li>4.Biofilm Poonam Gandhi (IV YEAR STUDENT)</li> <li>5.Bleeding and Clotting Disorders SAILESH(IV YEAR STUDENT)</li> </ol>

PG Projects:

Completed Projects

Year	Title of project	Name of the investigators
2013	Use of diode laser as an adjunct to scaling and root planning in chronic periodontitis- A clinical and microbiological study	Dr. Pranavkumar Singh
2013	Use of diode laser 980nm as an adjunct therapy in the patients of chronic periodontitis- A Randomised controlled	Dr. Deepthi



	clinical and microbiological study	
2013	Microbiological adherence on 3 different suture material in patient undergoing periodontal flap surgery and its impact on healing of gingival tissues- A clinical and microbiological study	Dr. Pranavkumar Singh
2013	Association between COPD and Periodontal status	Dr. Deepthi
2013	Attitude and awareness towards periodontology as a speciality- A questionnaire survey	Dr. Pranavkumar Singh
2013	Oral hygiene awareness among non-dental students	Dr. Deepthi
2014	Attitude and awareness among the dental undergraduate student, house surgeons and post graduate student about management of medical emergencies in dental office.	Dr. vijayapparaju
2014	Assessment of knowledge among final years, house surgeon and post graduates about dental ergonomics	Dr. Sreesha. N
2014	Knowledge and Attitude about ill effects of smoking and cessation of smoking among general population	Dr. Jogulinevinita
2015	Knowledge, Attitude and practice about oral hygiene awareness among patients at Sri Rajiv Gandhi college of dental sciences an hospital	Dr. RakshithaNarayana
2015	Assessment of burn out syndrome among P.G students and staff in Sri Rajiv Gandhi dental college and Hospital, Bangalore	Dr.Puneeth
2015	Knowledge, Attitude and Practice about	Dr. FaheemPanakkal



	dentinal hypersensitivity in north Bangalore population	
2015	Knowledge, attitude and practice about dental floss amongst under graduate and post graduate students and staff in dental colleges of Bangalore	Dr. AafreenSumaiya. S

Ongoing Projects:

Year	Title of project	Name of the investigators
2013	Efficacy of 0.2% tempered Chlorhexidine as a pre procedural mouth rinse and reducing aerosol contamination produced by ultra-sonic scaler	Dr. Vijay Apparaju
2013	Evaluation of clinical efficacy of 2 local drug delivery system: tetracycline fibres (periodontal+AB) and a xanthan based chlorhexidine gel (Chlosite) in the treatment of chronic periodontitis	Dr.Sreesha.N
2013	Comparative and anti plaque and anti-gingivitis efficacy of two commercially available mouth washes- 4 weeks clinical study	Dr.joguline Vinita
2014	Comparative evaluation of efficiency of diode laser (810nm) and the dentifrice containing calcium sodium phosphosilicate (Novamin)	Dr. Vijay Apparaju



	for the treatment of dentinal hypersensitivity- A Randomized clinical trial	
2014	Comparison of Root surface instrumentation using 3 different types of instrument- An Vitro study using SEM.	Dr.Sreesha.N
2014	Effect of Non- surgical periodontal therapy on serum protein levels in chronic generalised periodontitis patients- A clinic-biochemical study.	Dr.joguline Vinita
2015	Evaluation of socio demographic variables influencing the periodontal health of pregnant women in Bangalore city, India-An epidemiological study	Dr. RakshithaNarayana
2015	Comparison of vestibular incision sub periosteal tunnel access (vista) using platelet rich fibrin and coronally advanced flaps using platelet rich fibrin in the management of gingival recession	Dr.Puneeth
2015	Evaluation of efficacy of an intra-pocket anaesthetic gel in the reduction of pain on periodontal probing in patients with generalised chronic periodontitis- A	Dr.FaheemPanakkal



	randomised controlled trial	
2015	Detection of Human herpes viruses in clinically healthy, gingivitis and chronic periodontitis patients and relationship between viruses and clinical parameters an in vivo study	Dr. AafreenSumaiya. S

LIBRARY DISSERTATION- POST GRADUATES

PASSED OUT

SL. No	Name of the student	Year of study	LD TOPIC
1	Pranav Kumar Singh	2012-2015	1. Advanced Diagnostic Aids 2. Tissue Engineering
2	Deepthi. k	2012-2015	1.Periodontal Medicine 2. Non-surgical Periodontal Therapy

II YEAR PG

SL. No	Name of the student	Year of study	LD TOPIC
1	Vijay Apparaju	2013-2016	Host modulation Therapy



2	Joguline Vinita	2013-2016	Risk Factors
3	Sreesha. N	2013-2016	Anti microbials

**II<sup>nd</sup> YEAR PG**

SL. No	Name of the student	Year of study	LD TOPIC
1	AafreenSumaiya. S	2014-2017	Supportive Periodontal Therapy
2	Puneeth. M.S	2014-2017	Immediate Loading Of Implants
3	FaheemPanakkal	2014-2017	Lasers in Periodontal Therapy
4	RakshithaNarayana	2014-2017	Periodontal Wound Healing

**I<sup>st</sup> YEAR**

SL. No	Name of the student	Year of study	LD TOPIC
1	Sheetal	2015-2018	



2	Apoorva	2015-2018	
3	FakehaHareem	2015-2018	

**28. Awards / recognitions received at the national and international level by**

Faculty :

**Dr. Aditi Bose (Senior Lecturer)**

1. Awarded Gold medal in BDS for best outgoing student from Coorg Institute of Dental Sciences, Virajpet, Coorg.
2. Awarded SRF-(Senior Research Fellowship) from ICMR [Indian Council of Medical Research], New Delhi(2012)
3. Won 1<sup>st</sup> prize in Paper presentation “Oral hygiene practices in India” on oral hygiene day in BIDS, Bangalore(2011)
4. Won III<sup>rd</sup> prize in All India Essay competition, December 2010 by ACPM college, Maharashtra.

Students:

**Dr.Pranav Kumar Singh (PG)**

1. Best Poster(Under Colgate Program) 2010-2011
2. Best Poster in ISP National Conference,Kochi 2012 – 2013
3. 2<sup>nd</sup> Prize in debate competition DayanandSagar Dental College 2013-2014
4. 1<sup>st</sup> Prize in debate competition, Oxford Dental College 2014-2015

**Dr.Deepthi.K (PG)**

1. Best Poster in 38<sup>th</sup> ISP National Conference,Kochi 2012 – 2013

**29. Seminars/ Conferences/Workshops organized and the source of funding (national / international) with details of outstanding participants, if any.**





2014-2015	Periodontology Quiz in RGDC
2013-2014	CDE on Dentinal Hypersensitivity
2012-2013	<p>Parade on oral hygiene day</p> <p>CDE on Oral Systemic Health</p> <p><b>CDE on “what you see is what you get- scientific photo documentation in dentistry.”</b></p> <p><b>Faculty Name:</b></p> <p>Dr. T.V. Narayan M.D.S, Fellow and Diplomate</p> <p>International Congress of Oral Implantologists</p> <p>Head, Department of Oral Pathology and Microbiology</p> <p>Oxford Dental College and Hospital, Bangalore.</p>

**30. Code of ethics for research followed by the departments**

As per Institutional Review Board(IRB)

**31. Student profile program-wise:**

Name of the Program (refer to question no. 4)	Applications received	Selected		Pass percentage	
		Male	Female	Male	Female

**32. Diversity of students**

Name of the Program (refer to question no. 4)	% of students from the same university	% of students from other universities within the State	% of students from universities outside the State	% of students from other countries



**33. How many students have cleared Civil Services and Defense Services examinations, NET, SET, GATE, USMLE, PLAB, GPAT, NCLEX, CGFNS, IELTS and other competitive examinations? Give details category-wise.**

None

**34. Student progression**

<b>Student progression</b>	<b>Percentage against enrolled</b>
UG to PG	
PG to M.Phil, DM / M Ch / DNB	
PG to Ph.D.	
Ph.D. to Post-Doctoral	
Employed <ul style="list-style-type: none"><li>• Campus selection</li><li>• Other than campus recruitment</li></ul>	
Entrepreneurs	

**35. Diversity of staff**

<b>Percentage of faculty who are graduates</b>	
of the same university	71%
from other universities within the State	-
from universities from other States	28%
from universities outside the country	-

**36. Number of faculty who were awarded M.Phil., DM, M Ch, Ph.D., D.Sc. and D.Litt. during the assessment period**

None

**37. Present details of departmental infrastructural facilities with regard to**

**a) Library**

No of Books in Department Library-41

No of Titles in Department- 34

**b) Internet facilities for staff and students**

Yes. Available

**c) Total number of class rooms : 4**

**d) Class rooms with ICT facility and 'smart' class rooms**

None



**e) Students' laboratories**

Yes

**f) Research laboratories**

No

**38. List of doctoral, post-doctoral students and Research Associates**

**a) from the host institution/university**

**b) from other institutions/universities**

none

**39. Number of post graduate students getting financial assistance from the university.**

None

**40. Was any need assessment exercise undertaken before the development of new program(s)? If so, highlight the methodology.**

?

**41. Does the department obtain feedback from**

**d. faculty on curriculum as well as teaching-learning-evaluation? If yes, how does the department utilize the feedback?**

The college has a comprehensive system of feedbacks, design, development and implementation of selected key areas of the education system. The faculties provide feedback on curriculum and teaching learning evaluation at the institution level. The college, programs being affiliated to Rajiv Gandhi University of Health Sciences, Bangalore the curriculum adopted by the university is implemented. Faculties being the part of the curriculum committee. Evaluative the curriculum identifies the deficiencies and implement corrective actions through enrichment courses, problem based learning and value added courses on regular basis.

**Students on staff, curriculum and teaching-learning-evaluation and how does the department utilize the feedback?**

Students being members of the different committee of Internal Quality Assurance Cell provide appropriate suggestions for improvement for the key aspects - Curriculum, Teaching Learning and Evaluation and on the performance of the Staff. Few of the feedbacks provided by the student are - feedback on teacher performance, infrastructure, library, courses and programs.



**Alumni and employers on the programs offered and how does the department utilize the feedback?**

The alumni association is registered and meet regularly and conduct annual gathering. During such annual meet alumni provide feedbacks on the courses and programs.

**42. List the distinguished alumni of the department (maximum 10)**

None

**43. Give details of student enrichment programs (special lectures / workshops / seminar) involving external experts.**

**ENRICHMENT COURSE No. 1**

**1 .TITLE: Lasers in Periodontics**

2. **OBJECTIVE:** a. To introduce the under graduates students and post graduates to advanced surgical procedures in periodontics

b. to empower under graduates and post graduates students to utilize lasers for minor surgical procedures in general practice

3. **DELIVERED BY (RESOURCE PERSON): Dr. Sarita Joshi Narayan (HOD DEPT: OF PERIODONTICS)**

4. **AUDIENCE (UGs/PGs/Interns/Practitioners):** UGs , PGs and interns

5 **.METHOD OF CONTENT DELIVERY:** power point presentation and hands on with surgical demo

6. **BRIEF DESCRIPTION:** the program comprised of 3 lecture modules involving

**Module I**

**1. Laser Fundamentals:** it includes

a. Light

b. Amplification,

c. Stimulated Emission,

d. Radiation,

e. Laser Delivery Systems,

f. Spot Size,

g. Emission modes,

h. Laser effects on Tissue,

i. Tissue Temperature,

j. Absorption of Laser Energy by dental tissues,



- k. Laser-tissue summary,
- l. Laser Safety,
- m. Laser regulatory Agencies,
- n. Benefits and draw backs of dental lasers,

#### MODULE II

- 2. Lasers in Periodontics:
  - a. Advantages of Laser Surgery,
  - b. Non Surgical Applications,
  - c. Gingivectomy,
  - d. Frenectomy,
  - e. Mucogingival Surgery,
  - f. Crown Lengthening,
  - g. Periodontitis,
  - h. Periodontal Surgery,
  - i. Postoperative Instructions,
  - j. Regeneration,
- k. Lasers in Flap Procedures,

#### MODULE III

- 3. Lasers in implant dentistry:

Lasers in treating the Failing Implant, and periimplantitis,

Followed by hands on and live demonstration of few minor surgical procedures like Frenectomy, depigmentation, Operculectomy and crown lengthening.

#### **ENRICHMENT COURSE No. 2**

- 1 .TITLE: Role of Electrocautery in Periodontics
- 2. OBJECTIVE: a. To introduce the under graduates students and post graduates to advanced surgical procedures in periodontics  
b. to empower under graduates and post graduates students to utilize lasers for minor surgical procedures in general practice
- 3. **DELIVERED BY (RESOURCE PERSON):** Dr. vaibhavijoshi (Professor DEPT: OF PERIODONTICS)
- 4. AUDIENCE (UGs/PGs/Interns/Practitioners): UGs , PGs and interns



5 .METHOD OF CONTENT DELIVERY: power point presentation and hands on with surgical demo

6. BRIEF DESCRIPTION: the program comprised of 2 lecture modules involving

**Module I:** it included a brief description about

- Electrophysical principles
- Application techniques
- Indications in periodontal therapy

#### **Indications**

- ❖ Elongation of clinical crowns
- ❖ Gingivectomies and gingivoplasties
- ❖ Frenectomies
- ❖ Operculectomies
- ❖ Incision and drainage of abscesses
- ❖ Hemostasis
- ❖ Biopsies (incisional and excisional)
- ❖ Periodontal pocket reduction

#### **MODULE II**

It included a brief description about

- Advantages
- Disadvantages
- Post operative instructions
- Guidelines for use of electrocautery

#### **Advantages**

- ❖ A clear view of the surgical site is provided.
- ❖ Tissue separation is clean with little or no bleeding.
- ❖ The technique is pressureless and precise.
- ❖ Planing of soft tissue is possible.
- ❖ Healing discomfort and scar formation are minimal.
- ❖ Access to difficult-to-reach areas is increased.
- ❖ Chair time and operator fatigue are reduced.

#### **Disadvantages**



- ❖ Cannot be used on patients with poorly shielded pacemakers.
- ❖ Electrosurgery units cannot be used near inflammable gases.
- ❖ The odor of burning tissue is present if high volume suction is not used.
- ❖ The initial cost of the ES equipment is far greater than the cost of a scalpel.
- ❖ Safety precautions
  - Do not use near flammable gases.
  - Use lowest current setting.
  - Use suction to remove smoke.
  - Do not use cautery blade as retractor.

#### **Post-operative instructions**

- The patient should avoid smoking, eating of hard or spicy foods, citrus juices following surgery.
- Toothbrush may be carefully used in areas not involved with the surgical procedure.
- Following electrosurgery, it is normal to experience some discomfort; therefore analgesics can be prescribed.
- To control swelling areas of extensive surgery, the patient should be instructed to apply ice packs to the area.
- Patients should be instructed to call if any problem arises.

Followed by hands on and live demonstration of few minor surgical procedures like Frenectomy, depigmentation, Operculectomy and crown lengthening.

#### **44. List the teaching methods adopted by the faculty for different programs including clinical teaching.**

- VI) Power point presentations for conducting lectures
- VII) Use of models, charts and specimens for teaching
- VIII) Group Discussions
- IX) Clinical chair side discussions
- X) Seminar and journal club discussions
- XI) Individual UG and PG student vivas before starting cases

#### **45. How does the department ensure that program objectives are constantly met and learning outcomes are monitored?**

For undergraduates:

- Conducting internal assessment exams





-Viva-voce

-Posting end exams

For post graduates:

-Internal Assessment exams at the end of each year.

-Case discussions on a regular basis.

**46. Highlight the participation of students and faculty in extension activities.s**

1. Oral Hygiene Talks and Walkathon are being conducted periodically for generating awareness.
2. Staff and post graduate students of Department of Periodontology actively participate in screening and treatment camps in association with rotary, lions and other NGOs in various schools, colleges, villages in and around Bangalore city.
3. House surgeons and post graduates are posted on rotation in the college satellite clinics.
4. Students participate in Quiz competitions, debates, paper and poster presentations.

**47. Give details of “beyond syllabus scholarly activities” of the department.**

-Research projects done by students under guidance of department faculty.

-Educational posters and models made by students.

**48. State whether the program/ department is accredited/ graded by other agencies? If yes, give details. none**

**49. Briefly highlight the contributions of the department in generating new knowledge,**

**50. Detail five major Strengths, Weaknesses, Opportunities and Challenges (SWOC) of the department.**

**Weaknesses Of The Department**

The IQAC implemented on the campus review the performance of the critical processes that have impact on the quality of products on regular basis. Continually areas for improvement are identify in each process and corrective actions are initiated hence no such problem remains so as to effect the product of the system.



## **Evaluative Report of Department**

**1. Name of the Department:** Conservative Dentistry and Endodontics

**2. Year of establishment:** 1992

**3. Is the Department part of a college/Faculty of the university?**

YES, the department is part of college

**4. Names of programs offered (UG, PG, PharmD, Integrated Masters; M.Phil., Ph.D., Integrated Ph.D., Certificate, Diploma, PG Diploma, D.M./M.Ch., Super specialty fellowship, etc.)**

- BDS (Bachelor of Dental Surgery)
- MDS (Master of dental surgery)

**5. Interdisciplinary programs and departments involved**

- a) The “Root” to smile- conducted in association with Department of Periodontics
- b) Tooth whitening procedures- conducted in association with Department of Oral Medicine & Radiology
- c) Crown lengthening – A case report conducted in association with department of Periodontics
- d) Oral Lichenoid Reaction Associated with Amalgam Restoration- A Case Report in association with department of oral medicine & radiology.

**6. Courses in collaboration with other universities, industries, foreign institutions, etc.**

- a. CBCT- An Innovative diagnostic Tool In dentistry by Dr. Subhashini, Prof. in Oral Medicine & Radiology, KLE dental College, Bnagalore.
- b. Endodontics in the restorative world by Dr. Ashwini& Dr. Anjali Kaiwar, Reader, V.S. Dental college, Bangalore.
- c. Final protocol in Modern endodontics by Dr. Anish Naware, Endodontist.
- d. Simplifying endo preparation with single Ni-Ti file system by Dr. Chris Chen

**7. Details of programs discontinued, if any, with reasons**

No programs have been discontinued by the department

**8. Examination System: Annual/Semester/Trimester/Choice Based Credit System**

II YEARS: Annual

A. UNIVERSITY PRACTICALS

Practical Exercise NO.1:



Spotters

- a. Hand instruments used to prepare cavity & restoration
- b. Identification of Root Canal Instruments

Practical Exercise No.2

Preparation of class II conventional cavity for silver amalgam in maxillary or mandibular I or II molar tooth [Typhodont/natural tooth]

B. UNIVERSITY VIVA VOICE

C. INTERNAL ASSESSMENT

IV YEARS:

A. THEORY

B. VIVA- VOICE

C. INTERNAL ASSESMENT

D. PRACTICAL EXERCISE

1. Preparation of class 2 cavity for amalgam and restoration

Or

2. Anterior composite restoration

Or

3. Root canal treatment for anterior tooth up to selection of master cone

**9. Participation of the department in the courses offered by other departments**

1. CPR Programme presented by nightingale's lifesaving services conducted by department of oral surgery
2. Workshop on Implantology- the 3<sup>rd</sup> dentition conducted by department of prosthodontics

**10. Number of teaching posts sanctioned, filled and actual (Professors/Associate Professors/Asst. Professors/others)**

	<b>Sanctioned</b>	<b>Filled</b>	<b>Actual(including CAS &amp; MPS)</b>
Professor	2	2	2
Associate professor/Reader	1	1	1
Assistant Professor/Senior lecturer	3	3	3



Lecturer	4	4	4
Tutor/Clinical instructor	-	-	-
Senior Resident	-	-	-

**11. Faculty profile with name, qualification, designation, area of specialization, experience and research under guidance:**

NAME	QUALIFICATION	DESIGNATION	Specialization	No. Of years of experience
Dr. Kusumvalli S	BDS MDS	Professor & HOD	Conservative Dentistry & Endodontics	22 years, 7 months
Dr. Abhinav Diwan	BDS MDS	Professor	Conservative Dentistry & Endodontics	10 years, 1 month
Dr. Shiraz pasha	BDS MDS	Associate professor/Reader	Conservative Dentistry & Endodontics	8 years, 1month
Dr. Madhuri	BDS MDS	Senior lecturer	Conservative Dentistry & Endodontics	1 year, 5 months
Dr. Deepak Chowdary	BDS MDS	Senior lecturer	Conservative Dentistry & Endodontics	1 year, 3 months
Dr. Vimala Chaitanya B	BDS MDS	Senior lecturer	Conservative Dentistry & Endodontics	
Dr.GeetaEashwar Pillai	BDS	Tutor	-----	5 years, 9 months
Dr. Pavithra K.M	BDS	Tutor	-----	2 years, 3 month



Dr. Abdul Bari	BDS	Tutor	-----	10 months
----------------	-----	-------	-------	-----------

**12. List of senior Visiting Fellows, adjunct faculty, emeritus professors**

The department utilizes the expertise of senior faculty whenever they visit the department for conducting examinations, inspections etc. The department has arranged guest lectures & interaction of eminent teachers for the benefit of the students.

**13. Percentage of classes taken by temporary faculty – program-wise information**

None

**14. Program-wise Student Teacher Ratio**

PG Clinical: 3:1

PG Pre Clinical: 1:1

UG Clinical: 3:1

UG Pre Clinical: 17:1

**15. Number of academic support staff (technical) and administrative staff: sanctioned, filled and actual**

	<b>Sanctioned</b>	<b>filled</b>
Receptionist	01	01
Dental technician	01	01
Lab assistant	03	03
x-ray technician	Nil	Nil
Chair side assistant	02	02
Sweeper	02	02
Staff nurse	Nil	nil

**16. Research thrust areas as recognized by major funding agencies**

None

**17. Number of faculty with ongoing projects from a) national b) international funding agencies and c) Total grants received. Give the names of the funding agencies, project title and grants received project-wise.**

None

**18. Inter-institutional collaborative projects and associated grants received**

**a) National collaboration b) International collaboration**



Isolation & comparison of dental pulp stem cells from infected pulp tissue obtained from endodontic treatment & extracted teeth- an ongoing inter-institutional collaborative project with the Manipal Institute of Regenerative Medicine, yelhanka.

Student name: Dr. Azin, Staff name: Dr. Kusum Valli S

Antimicrobial efficacy of curcumin using passive ultrasonic irrigation & syringe irrigation against E.faecalis biofilm in a single rooted premolar teeth using confocal microscopy- an ongoing inter-institutional collaborative project with the Biological institution of sciences, Yelhanka&Wingene Research laboratory bangalore.

Student name: Prince, Staff name: Dr. Kusum Valli S

A comparative SEM study to evaluate the efficacy of PUI, endoactivator, LAI in removal of smear layer from apical third of root canal: An Ex-Vivo study- an ongoing inter-institutional collaborative project with the Indian Institute of Sciences, yeshwantpur.

Student name: Dr. Zaighum, Staff name: Dr. Shiraz Pasha

**19. Departmental projects funded by ICMR; DST-FIST; UGC-SAP/CAS, DPE; DBT, ICSSR, AICTE, etc.; total grants received**

None

**20. Research facility / centre with**

- **State recognition**
- **National recognition**
- **International recognition**

Our institute comes under the purview of Rajiv Gandhi University of Health Sciences, Karnataka, which is a state body and Dental Council of India, which is a national body. They have given permission for starting of post graduate course in our subject after inspecting the research facilities available in the department.

**21. Special research laboratories sponsored by / created by industry or corporate Bodies**

As of now no such facility exists in the department.



**22. Publications:**

**\* Number of papers published in peer reviewed journals (national / international)**

Sl.No	Faculty name & Designation	Name of the Journal	Category I / II	Authorship (1 <sup>st</sup> /2 <sup>nd</sup> /3 <sup>rd</sup> .. etc.,)	Year of Publication	Points
1.	Dr.KusumValli.S  Professor & HOD	Endodontics and dental traumatology  1996,vol 7, No 4, Sealing capacity in vitro of thermoplasticised gutta percha with a solid core endodontic filling technique	I	1 <sup>st</sup> AUTHOR	1998	15
		INDIAN JOURNAL OF DENTAL RESEARCH 1998 Vol 14, pg 68-71. An in vitro SEM comparative study of debridement ability of k files and canal master	I	1 <sup>st</sup> AUTHOR	1996	15
		Journal of Young Pharmacists 2015 VOL 7,Page 45-55 Design and development of a novel transmucosal patch embedded with diclofenac diethylamine loaded solid lipid	I	1 <sup>st</sup> AUTHOR	2015	15





		nanoparticles				
		DENTAL ERA – A JOURNAL OF DENTISTRY VOL 3, ISSUE 3, PG 01-05 A survey of drug prescribing practices of dentists	II	1 <sup>st</sup> AUTHOR	2013	5
		K L E's DENTAL JOURNAL, 2012. VOL 1 ISSUE 1,PG 16- 29.Instraradicular Rehabilitation of weakened tooth using anatomic post – A case report	II	2 <sup>nd</sup> AUTHOR	2012	2.5
		DENTAL ERA – A JOURNAL OF DENTISTRY Vol 4, No 3- Lasers in Irrigation : A Review	II	2 <sup>nd</sup> AUTHOR	July –Sep 2014	2.5
		DENTAL ERA – A JOURNAL OF DENTISTRY  Vol 4, No.4  Nature in Endodontics- A review article	II	3 <sup>rd</sup> Author	Oct – Dec 2014	2.5



		DENTAL NEWS, VOL XVII, No II,  Diagnosis and treatment of three-rooted maxillary premolars.		Ist author	2010	
		PHARMACOGNOSY REVIEWS, VOL 4, ISSUE 7  Importance of novel drug delivery systems in herbal medicines.		3 <sup>rd</sup> author	January- June 2010	
		DENTAL ERA – A JOURNAL OF DENTISTRY Vol 3, No.4  Intraradicular Rehabilitation: A case report		2 <sup>nd</sup> author	October- Dec 2013	

2	Dr.Abhinav Diwan  Professor	Indian journal of contemporary dentistryjuly- dec 2014  PAD- An effective disinfection method in curved canals	I	1 st author	2014	15
		Multidisciplinary approach in management of a large cystic lesion in anterior maxilla- A case Report (PUBMED INDEXED )	I	1 st author	2015	15



		JCDR-2015				
		International journal of contemporary dental & medical reviews- 2015  Determination of the internal anatomy of a permanent dentition – A review	I	1 st author	2015	15
		The Anatomy , morphology & variations in mandibular first molar. A n Endodontist perspective.  Vol.5 Issue-2 May -2015  Bhavnagar University’S Journal of dentistry ( BUJOD )	I	1 <sup>st</sup> author	2015	15
		Biological width – The no violation zone  BFUDJ, Vol 5, No 3, Oct 2014	I	1 <sup>st</sup> author	2014	15
		Dental era-journal of dentistry july-sep-2011 vol1 no2. Light N cure –A Review	II	1 <sup>st</sup> author	2011	5
		Dental era-A journal of dentistry july-sep-2011 vol1 no2. Microleakaga-a space Between success and Failure-An Insight	II	1 <sup>st</sup> author	2011	5
		Dental Era- A journal of dentistry july-sep-2011 vol1 no2. Air abrasion;dentistry without a drill.a review	II	1 <sup>st</sup> author	2011	5



3	Dr. Shiraz pasha  Reader	Pakistan oral and dental journal vol 33, no 3,554-558december 2013. Treatment outcome of surgical management in endodontic retreatment failure.	I	1 <sup>st</sup> Author	2013	15
		Indian journal of Dental Sciences,dec 2012: 5(4), A case of unusal anatomy in Mandibular first premolar with three canals-A case report.	I	1st author	2012	15
		Dental explorer-2010  A new technique in the treatment of external inflammatory root resorption-A case report	II	1st author	2011	05
		Dental era- a Journal of dentistry march 2012 vol12 no1.Mandibular premolar with two canals-A case report	II	1 <sup>st</sup> author	2012	5
		Dental era-A journal of dentistry	II	2 <sup>nd</sup> author	2011	5



		Vol 1, No 1 Efficacy of electronic apex locators and radiographic method on tooth length in ex vivo study				
						45
4	Dr. Madhuri Devale Senior lecturer	Dental Era- A Journal of Dentistry Jan-Mar 2014 : vol 4; no 1 Anterior Dental Aesthetics	II	1 <sup>st</sup> author	2014	05

**23. Details of patents and income generated**

Patents - Two

**24. Areas of consultancy and income generated**

Dr. Kusum Valli S- Member of board of ethical committee in Al-Ameen College of pharmacy, Bangalore.

**25. Faculty selected nationally / internationally to visit other laboratories / institutions / industries in India and abroad**

Department faculty visits other institutions in India to conduct examinations & inspections.

Conducting Mock examinations for MDS:

Dr. Kusum Valli S at K.L.E Society's institute of Dental Sciences, Bengaluru and Krishnadevaraya Dental College, Bengaluru

**26. Faculty serving in**

**a) National committees b) International committees c) Editorial Boards d) any other (specify)**

Dr. Shiraz Pasha- Libyan Dental Journal – Reviewer



**27. Faculty recharging strategies (Refresher / orientation programs, workshops, training programs and similar programs).**

Dr. Kusum Valli S

- a. Symposium on “current concepts & recent advances in fixed prosthodontics- part II” on 13<sup>th</sup> august 2010 at KLE institute of Dental sciences.
- b. CDE on “All ceramics” on 11<sup>th</sup> march 2011
- c. CDE on Conscious sedation and career opportunities for dental graduates 6<sup>th</sup> July 2011
- d. Scientific congress, dentistry 2011, Bangalore 24<sup>th</sup> July
- e. CDE on “Stress in dental practice- An insight” K.L.E Society’s Institute of Dental sciences, Bangalore 23<sup>rd</sup> august 2011.
- f. Finish Line- at Dayananda sagar College of Dental sciences, bangalore Feb 17<sup>th</sup>& 18<sup>th</sup> 2011
- g. ISPRP 5<sup>TH</sup> National conference on 24-26<sup>th</sup> august 2012.
- h. CDE on “Minimally invasive smile design “on 12<sup>th</sup> April 2013
- i. 14<sup>th</sup> IACDE & IES PG convention 7-9 June 2013, Dharwad
- j. 29<sup>TH</sup> IACDE & 22<sup>nd</sup> IES National Conference, 5<sup>th</sup>, 6<sup>th</sup>& 7<sup>th</sup> Dec 2014, Jaipur
- k. Lecture on “New instrument Design for better endo” on 23<sup>rd</sup> may 2015
- l. CDE on- “Overview of Oral Cancer” SRGCDS 16<sup>TH</sup> JUNE 2015
- m. CDE on –“ Perio - Prudence” on 18<sup>th</sup> august 2015 at SRGCDS, Bangalore.
- n. One Day Faculty Development Program conducted by SRGCDS, Bangalore on 24<sup>th</sup> august 2015.

**Dr. Shiraz Pasha**

- a. Short course in education methodology conducted by RGUHS, Bnagalore
- b. Simplifying endo preparation with single Ni-Ti file system by Dr. Chris Chen
- c. “Implant course” conducted by Implant study group program
- d. ICOI- Mastership program conducted in R.V Dental college
- e. CDE-“ Resin Infiltration of Initial Caries” in VSDC
- f. CDE-“ Rotary Endodontics” at VSDC
- g. “Rotary Endodontics conducted by Shifa Smile CDE
- h. “Implantaology- the 3<sup>rd</sup> dentition” conducted by Sri Rajiv Gandhi College of Dental Sciences
- i. “Triple talk”- CDE conducted by Sri Rajiv Gandhi College of Dental Sciences



j. CDE on “Blood Shed” in dental office- the why, how and Where abouts

k. Final protocol in Modern endodontics by Dr. Anish Naware

**Dr. Madhuri**

a) CDE on “Post Composite” at Vydehi Institute of Dental Sciences & Research Centre, Bangalore

b) CDE on Magnification in dentistry by Dr. V.S Mohan at NSVK Sri Venketeswara Dental College, Bangalore.

c) CDE on Comprehensive Restorative dentistry at MSRDC

**28. Student projects**

- percentage of students who have taken up in-house projects including interdepartmental projects
- percentage of students doing projects in collaboration with other universities / industry / institute

SNO	NAME	LD TOPIC	DISSERTATION TOPIC
1.	DR.NITHIN SHETTY.S	DENTAL CERAMICS	Evaluation of the effects of sodium ascorbate and calcium hydroxide on shear bond strength of composite resin restoration to bleached dentin- An in vitro study
2.	DR. MALEKFAR AZIN	ENDODONTIC MICROBIOLOGY	Isolation and comparison of dental pulp stem cells obtained from endodontic treatment and extracted teeth: An in vitro study
3.	DR.IMRAZ PASHA	MICROSCOPES IN CONSERVATIVE DENTISTRY & ENDODONTICS	Comparison of bacterial reduction in root canals using photodynamic therapy (PDDT) and its combination with various irrigants against E Faecalis- An Invitro study





4.	DR.PRINCE	Smile analysis	Comparison of antibacterial efficacy of curcumin using PUI and syringe irrigation on intraradicularenterococcusFaecalis biofilm in single rooted teeth: An invitro analysis by confocal laser microscopy.
5.	DR.ZAIGHUM	Biomimetic Materials	A comparative SEM study to evaluate the efficacy of laser activated irrigation, PUI and endoactivator in removal of smear layer from the apical third of the root canal. An ex-vivo study.
6.	DR.SREEDEVI	Rotary Endodontics	A comparative evaluation of shear bond strength and microleakage of bulk fill composite with activa Bioactive on extracted permanent teeth. An ex-vivo study.

**29. Awards / recognitions received at the national and international level by**

**• Faculty**

**DR. KUSUM VALLI S**

Best paper award in 14<sup>th</sup> IACDE/IES PG convention 7-9 June-2013. “Design & Development of a multidrug trans mucosal drug delivery system loaded with selected anesthetic & analgesic”

**• Doctoral / post doctoral fellows**

**• Students**

**DR.AZIN MALEKFAR**

1. Best paper award in 15<sup>th</sup> IACDE –IES PG CONVENTION at SRM Kattankulathur Dental college& Hospital, SRM University- “Comparison of DPSC’s isolated from cryo-preserved inflamed pulp tissues & frehs (non-cryopreserved) inflamed pulp tissues obtained during root canal treatment”



2. Best paper award in RGENERATIVE DENTAL SYMOPIUM held at Ramaiah Hospital-  
“Comparison of DPSC’s isolated from cryo-preserved inflamed pulp tissues & frehs (non-cryopreserved) inflamed pulp tissues obtained during root canal treatment”

**DR. MOUSHMI C.B**

1. Best paper award in 29<sup>th</sup> IACDE & 22<sup>ND</sup> IES NATIONAL CONFERENCE held at B.M Birla auditorium Jaipur- “Surgical Management of Invasive External Cervical Root Resorption Aided by Cone-Beam Computed Tomography: A Case Report” + 2 papers as awards

**30. Seminars/ Conferences/Workshops organized and the source of funding (national / international) with details of outstanding participants, if any**

- a. CBCT- An Innovative diagnostic Tool In dentistry by Dr. Subhashini
- b. Endodontics in the restorative world by Dr. Ashwini& Dr. Anjali Kaiwar
- c. Final protocol in Modern endodontics by Dr. Anish Naware
- d. Simplifying endo preparation with single Ni-Ti file system by Dr. Chris Chen

**31. Code of ethics for research followed by the departments**

As per institutional Review Board guidelines

**32. Student profile program-wise:**

Name of the Program (refer to question no. 4)	Applications received	Selected		Pass percentage	
		Male	Female	Male	Female
BDS					
MDS				100%	100%

**33. Diversity of students**

Name of the Program (refer to question no. 4)	% of students from the same university	% of students from other universities within the State	% of students from universities outside the State	% of students from other countries
MDS	8	Nil	1	1

**34. How many students have cleared Civil Services and Defense Services examinations, NET, SET, GATE, USMLE, PLAB, GPAT, NCLEX, CGFNS, IELTS and other competitive examinations? Give details category-wise.**



None

### **35. Student progression**

Student progression	Percentage against enrolled
UG to PG	1
PG to M.Phil, DM / M Ch / DNB	
PG to Ph.D.	
Ph.D. to Post-Doctoral	
Employed <ul style="list-style-type: none"><li>• Campus selection</li><li>• Other than campus recruitment</li></ul>	
Entrepreneurs	

### **36. Diversity of staff**

Percentage of faculty who are graduates	
Of same university	8
From other universities within the state	Nil
From universities from other states	2
From universities outside the country	nil

### **37. Number of faculty who were awarded M.Phil., DM, M Ch, Ph.D., D.Sc. and D.Litt. during the assessment period**

The degrees mentioned are not in the field of dentistry. So far, no faculty has registered for Ph.D

### **38. Present details of departmental infrastructural facilities with regard to**

a) Library

Text books- 43

Titles- 38

Online access to journals also available

b) Internet facilities for staff and students

Available

c) Total number of class rooms-5

d) Class rooms with ICT facility and 'smart' class room

e) Students' laboratories

Department laboratory post graduate pre-clinical lab



f) Research laboratories

Endodontic surgical microscopy room

**39. List of doctoral, post-doctoral students and Research Associates**

**a) from the host institution/university**

**b) from other institutions/universities**

None

**40. Number of post graduate students getting financial assistance from the university.**

The university does not provide financial assistance.

**41. Was any need assessment exercise undertaken before the development of new program(s)? If so, highlight the methodology**

A need assessment and feasibility exercise was carried out in department prior to the start of PG program. This involved an audit of the faculty positions available, library resources, internet facilities and equipment in department. Any item which was not available was procured. The faculty members evolved a PG curriculum in concert with the guidelines given by RGUHS and taking inputs from other PG programs.

**42. Does the department obtain feedback from**

**a. faculty on curriculum as well as teaching-learning-evaluation? If yes, how does the department utilize the feedback?**

The college has a comprehensive system of feedbacks, design, development and implementation of selected key areas of the education system. The faculties provide feedback on curriculum and teaching learning evaluation at the institution level. The college, programs being affiliated to Rajiv Gandhi University of Health Sciences, Bangalore the curriculum adopted by the university is implemented. Faculties being the part of the curriculum committee. Evaluative the curriculum identifies the deficiencies and implement corrective actions through enrichment courses, problem based learning and value added courses on regular basis.

**Students on staff, curriculum and teaching-learning-evaluation and how does the department utilize the feedback?**

Students being members of the different committee of Internal Quality Assurance Cell provide appropriate suggestions for improvement for the key aspects - Curriculum, Teaching Learning and Evaluation and on the performance of the Staff. Few of the feedbacks provided by the student are - feedback on teacher performance, infrastructure, library, courses and programs



**• Alumni and employers on the programs offered and how does the department utilize the feedback?**

The alumni association is registered and meet regularly and conduct annual gathering. During such annual meet alumni provide feedbacks on the courses and programs.

**43. List the distinguished alumni of the department (maximum 10)**

**44. Give details of student enrichment programs (special lectures / workshops / seminar) involving external experts.**

1. Rotary Endodontics
2. An insight into dental aesthetics

**45. List the teaching methods adopted by the faculty for different programs including clinical teaching.**

- Use of slides to demonstrate steps in tooth preparation
- Using models & casts for discussion
- Clinical demonstrations
- Group discussions batch wise
- Lectures done in PowerPoint
- Videos of procedures shown during lecture
- Use of software with surgical microscope to show clinical steps in real time during workshops

**46. How does the department ensure that program objectives are constantly met and learning outcomes are monitored?**

- Regular discussion, chair side interactions with students
- Internal assessments for theory, practical and clinical
- Evaluation of the performance of students in internals
- Betterment examinations for the average students
- Regular theory, clinical & pedagogy exercises for post graduate students

**47. Highlight the participation of students and faculty in extension activities.**

**• Encouraging UG's & PG's to participate in research and make a scientific presentation in state & national level conferences.**

Participation of students and faculty in extension activities are as follows,

Academic:

- Poster & paper presentations in conferences and conventions



- Quiz competitions
- Conducting CDE program, workshops and hands-on courses

Co-curricular and extra-curricular activities:

Participation in,

- Sports
- Culturals
- Annual Hepatitis B vaccination programme for students

**48. Give details of “beyond syllabus scholarly activities” of the department.**

The faculty members are involved in following activities:

Sr. No	Name of faculty & Designation	Scholarly Activity
1.	Dr. Kusum Valli S	<ul style="list-style-type: none"><li>• Ethical committee,</li><li>• InstitutionalReviewBoard,Women</li><li>• Welfare</li></ul>
2.	Dr. Abhinav Diwan	<ul style="list-style-type: none"><li>• Culturals</li><li>• Environment committee</li><li>• Research committee</li></ul>
3.	Dr. Shiraz Pasha	<ul style="list-style-type: none"><li>• StudentWelfare</li><li>• PG Curriculum</li><li>• Internal ExamEvaluationTheory</li></ul>
4.	Dr. Deepak	<ul style="list-style-type: none"><li>• Culturals</li><li>• AcademicRecords</li><li>• PracticalInternals</li><li>• JournalCommittee</li></ul>
5.	Dr. Madhuri	<ul style="list-style-type: none"><li>• Culturals</li><li>• PatientsWelfare</li></ul>
6.	Dr.Vimala Chaitanya	<ul style="list-style-type: none"><li>• Magazine</li><li>• Alumni</li><li>• Library</li></ul>
7.	Dr. Pavithra	<ul style="list-style-type: none"><li>• Staff Feedback</li><li>• StudentFeedback</li></ul>



		<ul style="list-style-type: none"><li>• StudentWelfare</li></ul>
8.	Dr. Abdul Bari	<ul style="list-style-type: none"><li>• InfrastructureandMaintenance</li><li>• I T Committee</li><li>• University</li></ul>
9.	Dr. Geeta Pillai	<ul style="list-style-type: none"><li>• Environment committee</li><li>• ParentsFeedback</li><li>• PatientsFeedback</li></ul>
10.	Dr. Asha Meena	<ul style="list-style-type: none"><li>• University</li><li>• Internal Exam Evaluation Theory</li></ul>

**49. State whether the program/ department is accredited/ graded by other agencies?**

**If yes, give details.**

No

**50. Briefly highlight the contributions of the department in generating new knowledge, basic or applied.**

Department contributes in generating new knowledge, basics and applied by

- ICT enabled teaching
- Integrated teaching
- Encouraging poster & paper presentations
- Group discussions
- Case based learning
- Post graduates are encouraged to present papers & posters in conferences and conventions
- Post graduates are given opportunity to attend hands-on courses on new techniques

**51. Detail five major Strengths, Weaknesses, Opportunities and Challenges (SWOC) of the department.**

**Strengths**

- Newer teaching modalities (microscopes, and newer endodontic gadgets) are used train the post graduate students, to aid in understanding the basics and pathologies of root canal system
- Faculty members are invited as resource persons for various academic fora.
- Variety of clinical cases
- Pride in doing charitable work





- Research encouraged in PG and UG students

### **Weakness**

The IQAC implemented on the campus review the performance of the critical processes that have impact on the quality of products on regular basis. Continually areas for improvement are identify in each process and corrective actions are initiated hence no such problem remains so as to effect the product of the system.

### **Opportunities**

- Undergraduates are motivated to attend academic meetings and are guided to make scientific presentations
- Department encourages the entire faculty to attend and participate in the National and International academic events.

### **Challenges**

- Develop research activity in the department
- Faculty enrichment by exposure to advanced training

### **52. Future plans of the department.**

- To encourage practice of Minimally invasive dentistry, Regenerative endodontics and Biomimetic dentistry
- To develop department as Esthetic



## **Evaluative Report of the Department**

**1.Name of the Department:** Public Health Dentistry

**2.Year of establishment:** 1992

**3.Is the Department part of a college/Faculty of the university?**

Yes, the Department is part of a College

**4.Names of programs offered (UG, PG, PharmD, Integrated Masters; M.Phil., Ph.D., Integrated Ph.D., Certificate, Diploma, PG Diploma, D.M./M.Ch., Super specialty fellowship, etc.)** Bachelor of Dental Surgery (BDS)

**5.Interdisciplinary programs and departments involved :**

Satellite Dental Clinic, BBMP,Ganganagar .Satellite Dental Clinic, BBMP, Munireddypalya ,  
Satellite Dental Clinic, Singanayakanahalli (Rural)

**6.Courses in collaboration with other universities, industries, foreign institutions, etc.**

None

**7.Details of programs discontinued, if any, with reasons**

No programs have been discontinued by the Department

**8.Examination System: Annual/Semester/Trimester/Choice Based Credit System**

Annual by RGUHS

**9.Participation of the department in the courses offered by other departments**

The Department extends support for organizing various camps along with other dental departments.

**10.Number of teaching posts sanctioned, filled and actual (Professors/Associate Professors/Asst. Professors/others)**

<b>Professor</b>	<b>Sanctioned</b>	<b>Filled</b>	<b>Actual( including CAS and MPS)</b>
Reader	1	1	1
Tutor	6	6	6



**11. Faculty profile with name, qualification, designation, area of specialization, experience and research under guidance**

Name	Qualification	Designation	Total Work Experience	Work experience at SRGCDS ( till Aug 31 <sup>st</sup> 2015)
Dr Navya R Shetty	BDS,MDS	Reader	8 years 9 months	5 years 5 months
Dr Mitasha	BDS	Lecturer	6 months	6 months
Dr Buvana.S	BDS	Lecturer	3 months	3 months
Dr Bharath K.S	BDS	Lecturer	10 months	10 months
Dr Minu Rose	BDS	Lecturer	6 months	6 months
Dr Nandini	BDS	Lecturer	3 months	3 months
Dr KirthiRavindranathan	BDS	Lecturer	3 months	3 months

**12. List of senior Visiting Fellows, adjunct faculty, emeritus professors**

The college does not entertain visiting faculty in our department.

**13. Percentage of classes taken by temporary faculty – program-wise information**

Not applicable

**14. Program-wise Student Teacher Ratio**

Year	Lectures	Practicals/Clinicals
III year	1 teacher:100 students	Not applicable
IV year	1 teacher:100 students	1 teacher:3 students
Internship	-	1 teacher:7 students

**15. Number of academic support staff (technical) and administrative staff: sanctioned, filled and actual**

Sanctioned	Filled	Actual( including CAS and MPS)
1	1	1

**16. Research thrust areas as recognized by major funding agencies**

None



**17. Number of faculty with ongoing projects from a) national b) international funding agencies and c) Total grants received. Give the names of the funding agencies, project title and grants received project-wise.**

None

**18. Inter-institutional collaborative projects and associated grants received**

**a) National collaboration b) International collaboration**

None

**19. Departmental projects funded by ICMR; DST-FIST; UGC-SAP/CAS, DPE; DBT, ICSSR, AICTE, etc.; total grants received.**

None

**20. Research facility / centre with**

- state recognition
- national recognition
- international recognition

Not applicable

**21. Special research laboratories sponsored by / created by industry or corporate bodies**

Not applicable

**22. Publications:**

**\* Number of papers published in peer reviewed journals (national / international): 06**

**\* Monographs :None**

**\* Chapters in Books \* Books edited :None**

**\* Books with ISBN with details of publishers :None**

**\* Number listed in International Database (For e.g. Web of Science, Scopus, Humanities International Complete, Dare Database - International Social Sciences Directory, EBSCO host, Medline, etc.)**

**\* Citation Index – range / average \* SNIP**

**\* Impact Factor – range / average \* h-index**

**23. Details of patents and income generated**

Not applicable

**24. Areas of consultancy and income generated**

The facility is extended free of cost



**25. Faculty selected nationally / internationally to visit other laboratories / institutions / industries in India and abroad**

None

**26. Faculty serving in**

**a) National committees b) International committees c) Editorial Boards d) any other (specify)**

None

**27. Faculty recharging strategies (Refresher / orientation programs, workshops, training programs and similar programs).**

As of now nothing much as it is a UG department. But however attended Teachers' Training Program at RGUHS. Also was selected as a resource person and attended the same for the microteaching sessions held at RGUHS for Ayurveda and Unani faculty working in colleges affiliated by RGUHS in the State.

**28. Student projects**

**percentage of students who have taken up in-house projects including inter-departmental projects**

**CHARTS**

<b>SL. NO</b>	<b>TITLE</b>	<b>YEAR OF SUBMISSION</b>	<b>BATCH</b>
1.	ORAL MANIFESTATIONS DUE TO VITAMIN DEFICIENCY	2010	III YEARS
2.	HEALTHY SMILE	2012	INTERNS
3.	DENTAL DECAY AND FILLING MATERIAL	2010	III YEARS
4.	FULL MOUTH DENTITION	2010	III YEARS
5.	INTRODUCTION TO DENTAL DEPARTMENTS	2011	INTERNS
6.	ABNORMAL ORAL HABITS	2011	IV YEARS
7.	ORAL HYGIENE AIDS	2010	III YEARS



8.	INTRODUCTION TO PUBLIC HEALTH DENTISTRY	2010	III YEARS
9.	PROGRESSION OF DENTAL CARIES	2011	IV YEARS
10.	FLUORIDE BELTS IN INDIA	2011	IV YEARS
11.	PRIMARY PREVENTION	2010	III YEARS
12.	SCHOOL DENTAL EDUCATION	2010	III YEARS
13.	DENTAL AUXILIARIES	2010	INTERNS
14.	TOOTH BRUSHING AND FLOSSING TECHNIQUE	2011	III YEARS
15.	STEPHAN CURVE	2010	III YEARS
16.	PIT AND FISSURE SEALANTS	2012	IV YEARS
17.	POSTERIOR TOOTH COLOURED RESTORATIVE MATERIALS AND ART TECHNIQUE	2010	III YEARS
18.	TOPICAL FLUORIDE APPLICATION	2012	IV YEARS
19.	MALOCCLUSION	2011	III YEARS
20.	CARIOGRAM	2012	IV YEARS
21.	GOLDEN RULES TO SPARKLING SMILE	2011	III YEARS
22.	UNICEF HEADQUARTERS	2012	INTERNS
23.	WHO HEADQUARTERS	2012	INTERNS
24.	OFFICE OF WHO REPRESENTATIVE TO INDIA	2012	INTERNS
25.	DEAN'S FLUOROSIS INDEX	2010	III YEARS



26.	ORAL CANCER	2011	III YEARS
27.	HOSPITAL WASTE DISPOSAL	2012	INTERNS
28.	PIONEERS IN DENTISTRY	2012	III YEARS & INTERNS

**MODELS**

SL.NO	TITLE	YEAR OF SUBMISSION	BATCH
1.	ROOT CANAL TREATMENT	2014	INTERNS
2.	NORMAL ANATOMY OF TOOTH	2013	INTERNS
3.	PROGRESSION OF DENTAL CARIES	2013	IV YEARS & INTERNS
4.	FOOD PYRAMID	2013	IV YEARS
5.	PROGRESSION OF PERIODONTAL DISEASES	2015	INTERNS
6.	DENTAL IMPLANTS		
7.	CROWN BRIDGE		

**HEALTH EDUCATION BOOKLETS**

SL.NO	TITLE	YEAR OF SUBMISSION	BATCH
1.	GUM DISEASES	2011	INTERNS
2.	DENTAL CARIES	2011	INTERNS
3.	MAINTAINENCE OF ORAL HYGIENE	2011	INTERNS
4.	MALOCCLUSION AND ORTHODONTIC	2011	INTERNS





	TREATMENT		
5.	SPORTS DENTISTRY	2011	INTERNS
6.	PARTS OF A TOOTH	2011	INTERNS
7.	ORAL CANCER	2011	INTERNS

percentage of students doing projects in collaboration with other universities / industry / institute

None

**29. Awards / recognitions received at the national and international level by**

Faculty

Doctoral / post doctoral fellows

Students - Gold Medal - Dr. Divya Dayanand got the toppers award for the highest marks in the subjects of public health dentistry in RGUHS

**30. Seminars/ Conferences/Workshops organized and the source of funding (national / international) with details of outstanding participants, if any.**

None

**31. Code of ethics for research followed by the departments**

The code of ethics is followed based on the guidelines of the Institutional Review Board and Ethics Committee of the College.

**32. Student profile program-wise:**

Name of the Program	Applications received	Selected	Pass percentage
(refer to question no. 4)		Male	Female
		Male	Female

**33. Diversity of students**

Name of the Program	% of students	% of students from other universities	% of students from other universities	% of students from other universities
(refer to question no. 4)	same within the university	from the State	universities outside the State	universities from other countries

**34. How many students have cleared Civil Services and Defense Services examinations, NET, SET, GATE, USMLE, PLAB, GPAT, NCLEX, CGFNS, IELTS and other competitive examinations? Give details category-wise.**



**35. Student progression**

Student progression Percentage against enrolled

UG to PG

PG to M.Phil, DM / M Ch / DNB

PG to Ph.D.

Ph.D. to Post-Doctoral

Employed

•Campus selection

•Other than campus recruitment Entrepreneurs

**36. Diversity of staff**

Percentage of faculty who are graduates

of the same university

from other universities within the State

from universities from other States

from universities outside the country

**37. Number of faculty who were awarded M.Phil., DM, M Ch, Ph.D., D.Sc. and D.Litt. during the assessment period**

None

**38. Present details of departmental infrastructural facilities with regard to**

**a)Library:263**

**b)Internet facilities for staff and students: Available**

**c)Total number of class rooms: 01**

**d)Class rooms with ICT facility and 'smart' class rooms: None**

**e)Students' laboratories: None**

**39. List of doctoral, post-doctoral students and Research Associates**

**a)from the host institution/university**

**b) from other institutions/universities**

Not applicable

**40.Number of post graduate students getting financial assistance from the university.**

Not applicable

**41.Was any need assessment exercise undertaken before the development of new program(s)? If so, highlight the methodology.**



Not applicable

**42. Does the department obtain feedback from**

**a. faculty on curriculum as well as teaching-learning-evaluation? If yes, how does the department utilize the feedback?**

The college has a comprehensive system of feedbacks, design, development and implementation of selected key areas of the education system. The faculties provide feedback on curriculum and teaching learning evaluation at the institution level. The college, programs being affiliated to Rajiv Gandhi University of Health Sciences, Bangalore the curriculum adopted by the university is implemented. Faculties being the part of the curriculum committee. Evaluative the curriculum identifies the deficiencies and implement corrective actions through enrichment courses, problem based learning and value added courses on regular basis.

**Students on staff, curriculum and teaching-learning-evaluation and how does the department utilize the feedback?**

Students being members of the different committee of Internal Quality Assurance Cell provide appropriate suggestions for improvement for the key aspects - Curriculum, Teaching Learning and Evaluation and on the performance of the Staff. Few of the feedbacks provided by the student are - feedback on teacher performance, infrastructure, library, courses and programs.

**Alumni and employers on the programs offered and how does the department utilize the feedback?**

The alumni association is registered and meet regularly and conduct annual gathering. During such annual meet alumni provide feedbacks on the courses and programs.

**43. List the distinguished alumni of the department (maximum 10)**

Not applicable

**44. Give details of student enrichment programs (special lectures / workshops / seminar) involving external experts.**

Dental ethnic workshop was conducted for interns for benefit of their future dental practice

**45. List the teaching methods adopted by the faculty for different programs including clinical teaching.**

Power point presentations

Chalk and talk



Models, health education booklets and charts for rendering oral health education

Chairside discussion and demonstrations for oral health evaluation of the patients.’

Interns are encouraged to give presentations and health talk in dental camps as well as organize dental camps.

Interns are encouraged to work in BBMP satellite clinics at Ganganagar, Munireddypalya and rural satellite clinic at Singanayakanahalli.

Interns are encouraged to participate in Oral Hygiene Day rallies and celebrate No Tobacco Day.

**46. How does the department ensure that program objectives are constantly met and learning outcomes are monitored?**

The learning outcomes are monitored by the 3 Internal Assessments which are held in the college.

Practical Internals are also held during their clinical postings along with regular viva voce.

Short class tests are also held periodically during the theory class hours.

**47. Highlight the participation of students and faculty in extension activities.**

Faculty and students are encouraged to organize as well as participate in various dental camps; school dental programs blood donation camps, polio immunization program, oral hygiene day rallies and No Tobacco Day celebrations. They are also posted in BBMP Ganganagar and Munireddypalya dental clinic as well as rural satellite clinic, Singanayakanahalli.

**48. Give details of “beyond syllabus scholarly activities” of the department.**

Educational models, charts and health education booklets are made by the students and interns.

**49. State whether the program/ department is accredited/ graded by other agencies? If yes, give details.**

None



**50. Briefly highlight the contributions of the department in generating new knowledge, basic or applied.**

<b>SL NO</b>	<b>NAME OF THE FACULTY</b>	<b>ARTICLE DETAILS</b>	<b>JOURNAL</b>
1.	DrNavya R Shetty	Knowledge,Attitude& Practices towards oral health & dental treatment among the Home Science College students in Bangalore-A questionnaire study  (FIRST AUTHOR)	Journal of the Indian Association of Public Health Dentistry.Vol:2011,  Issue:17Supplement I
2.	DrNavya R Shetty	Papillon-Lefe'vre Syndrome-A Case Report  ( FIRST AUTHOR )	Smile-vol 10,Issue 3,  June-August 2010
3.	DrNavya R Shetty	Oral Submucous Fibrosis-A Review of age related epidemiologic aspects  ( FIRST AUTHOR )	Dental Era-A Journal of Dentistry.Vol 1,No 3  Oct-Dec 2011
4.	DrNavya R Shetty	Cariogram-A brief Review  ( FIRST AUTHOR )	Dental Era- A Journal of Dentistry.Vol 2,No 1  Jan-March 2012
5.	DrNavya R Shetty	Patterns of facial injuries in East Bangalore-A Retrospective Study	Journal of the Indian Association of Public Health Dentistry.Vol:2011,



		( SECOND AUTHOR )	Issue:17Supplement II
6.	DrNavya R Shetty	A survey on Knowledge,Attitude and Practice ( KAP Study) of oral health among school children of Bangalore city  ( SECOND AUTHOR )	Journal of the Indian Association of Public Health Dentistry.Vol:2011,  Issue:17
7.	DrNavya R Shetty	Knowledge, Attitude and Practice-A Critical Review of Literature  ( SECOND AUTHOR )	Journal of the Indian Association of Public Health Dentistry.Vol:2011,  Issue:17
8.	DrNavya R Shetty	Status of the first permanent molars among school children of Bangalore City (8-12 years)  ( SECOND AUTHOR )	Journal of the Indian Association of Public Health Dentistry.Vol:2011,  Issue:17
9.	DrNavya R Shetty	Aggressive Jaw Tumours in Children  (FOURTH AUTHOR)	Dental Era- A Journal of Dentistry.Vol 1,No 1,  2011
10.	DrNavya R Shetty	Cultural Practices and Taboos  ( FIRST AUTHOR)	Dental Era-A Journal of Dentistry, vol 2, no 3  July-Sep 2012



11.	DrNavya R Shetty	Determination of medical conditions afflicting patients visiting dental clinics:A population based survey study  (FOURTH AUTHOR)	Journal of Advanced Clinical & Research Insights.Vol2:2.Mar-Apr2015

**51. Detail five major Strengths, Weaknesses, Opportunities and Challenges (SWOC) of the department**

**Weaknesses Of The Department**

The IQAC implemented on the campus review the performance of the critical processes that have impact on the quality of products on regular basis. Continually areas for improvement are identify in each process and corrective actions are initiated hence no such problem remains so as to effect the product of the system.

- ✓ Mobile dental van is useful for catering dental treatment to the target population.
- ✓ Exposure of UG students to various oral health programs in the form of dental camps at schools, villages old age homes etc. and rural postings at Singanayakanahalli and postings in BBMP Ganganagar and Munireddypalya to enhance their clinical skills and patient communication.
- ✓ Exhaustive collection of charts, posters, health education booklets made by students to impart oral health education among the community.

**52. Future plans of the department.**

To adopt more villages, primary health centres and schools to spread oral health awareness among the target population.





### **Evaluative Report of the Department**

**1. Name of the Department:** Paedodontics & Preventive Dentistry

**2. Year of establishment:** 1992

**3. Is the Department part of a college/Faculty of the university?**

Yes, the Department is part of the College.

**4. Names of programs offered (UG, PG, PharmD, Integrated Masters; M.Phil., Ph.D., Integrated Ph.D., Certificate, Diploma, PG Diploma, D.M./M.Ch., Super specialty fellowship, etc.)**

- Bachelor of Dental Surgery (BDS)
- Master of Dental Surgery (MDS)

**5. Interdisciplinary programs and departments involved**

<b>S.L No</b>	<b>Date</b>	<b>Name Of Presenter And Moderator</b>	<b>Participating Departments</b>	<b>Title Of Presentation</b>
1	17-06-2013	Presenters: Dr Smitha M Dr Amol Jadhav Dr Amisha Sarang  Moderator: Dr Umme Azher	Department Of Pedodontics and Preventive Dentistry	Ectodermal Dysplasia in a Monozygotic Twin – A Case Report
2	28-04-2014	Presenters: Dr Amol Jadhav Dr Vijay Apparaju  Moderator: Dr Santhosh T Paul	Department Of Pedodontics and Preventive Dentistry  Department Of Periodontics	Diagnosis and treatment of Ankyloglossia
3	28-01-2015	Presenters: Dr Smitha M Dr Vivek Bagga Dr Pinhaz Sherashiya	Department Of Pedodontics and Preventive Dentistry  Department Of Oral And	Compound Odontome - A Case Report



		Moderator: Dr Santhosh T Paul	Maxillofacial Surgery  Department of Oral and Maxillofacial Pathology	
--	--	----------------------------------	--	--

**6. Courses in collaboration with other universities, industries, foreign institutions, etc. :**

None

**7. Details of programs discontinued, if any, with reasons:** None

**8. Examination System: Annual/Semester/Trimester/Choice Based Credit System:**

Annual examinations conducted by RGUHS, Bengaluru.

For UG: At the end of IV year BDS, annual examination is conducted by RGUHS (Rajiv Gandhi University of Health Sciences)

For PG: At the end of three years, i.e., in April-May 2015 annual examination is conducted by RGUHS.

**9. Participation of the department in the courses offered by other departments:**

Interns and Post-graduate students participate in the combined sessions arranged by other departments, such as interdisciplinary meetings and workshops.

**10. Number of teaching posts sanctioned, filled and actual (Professors/Associate Professors/Asst. Professors/others)**

	Sanctioned	Filled	Actual (including CAS & MPS)
Professor	01	01	01
Associate Professor/Reader	02	02	02
Assistant Professor/Lecturer	01	02	02
Tutor/Clinical Instructor	02	02	02

.

.



**11. Faculty profile with name, qualification, designation, area of specialization, experience and research under guidance**

Name	Qualification	Designation	Specialization	No. of Years of Experience
Dr Santhosh Paul	MDS	Professor & HOD	Pedodontics & Preventive Dentistry	21 years, 2 months
Dr Umme Azher	MDS	Reader		7 years, 1 month
Dr Divya Reddy	MDS	Reader		5 years, 10 months
Dr Mihir Nayak	MDS	Senior lecturer		11 months
Dr Smitha M	MDS	Senior lecturer		2 months
Dr Rekha NT	BDS	Lecturer		2 years
Dr Anju P	BDS	Lecturer		3 months

**List of senior Visiting Fellows, adjunct faculty, emeritus professors**

The institute encourages a full time faculty, however, the department utilizes the expertise of senior faculty whenever they visit the department for conducting examinations, inspections etc. The department also arranges guest lectures of eminent scholars for the benefit of the students.

**12. Percentage of classes taken by temporary faculty – program-wise information**

Faculty from other departments conduct lectures for our post-graduate students on topics of their expertise.

**13. Program-wise Student Teacher Ratio**

BDS: 15:1

MDS: 1:1

**14. Number of academic support staff (technical) and administrative staff: sanctioned, filled and actual**

	Sanctioned	Filled	Actual
Support/Technical staff	01	01	01 Staff Nurse
Administrative staff	03	03	01 Receptionist/Clerk 01 Attender 01 Sweeper



**15. Research thrust areas as recognized by major funding agencies**

Preventive awareness programs

Preventive strategies, use of Pit & Fissure sealants, Mouthrinses.

**16. Number of faculty with ongoing projects from a) national b) international funding agencies and c) Total grants received. Give the names of the funding agencies, project title and grants received project-wise.**

Although there are ongoing inter-institutional collaborative projects, no grants for the same have been received.

**17. Inter-institutional collaborative projects and associated grants received**

**a) National collaboration b) International collaboration**

None

**18. Departmental projects funded by ICMR; DST-FIST; UGC-SAP/CAS, DPE; DBT, ICSSR, AICTE, etc.; total grants received.**

None

**19. Research facility / centre with**

- **State recognition**
- **National recognition**
- **International recognition**

Rajiv Gandhi University of Health Sciences, Bengaluru, which is a state body and Dental Council of India which is a national body has given permission for starting of post-graduate course in our subject after inspecting the research facilities available in the department.

**20. Special research laboratories sponsored by / created by industry or corporate bodies**

As of now, no such facilities exist in the department.

**21. Publications:**

\* Number of papers published in peer reviewed journals (national / international)

\* Monographs

\* Chapters in Books

\* Books edited

\* Books with ISBN with details of publishers

\* Number listed in International Database (For e.g. Web of Science, Scopus, Humanities International Complete, Dare Database - International Social Sciences Directory, EBSCO



host, Medline, etc.)

\* Citation Index – range / average-

\* SNIP-

\* SJR -

\* Impact Factor – range / average –

\*h-index-

**STAFF PUBLICATIONS**

SL.N O	FACULTY NAME & DESIGNATI ON	NAME OF THE JOURNAL	TITLE & CATEGORY  I / II	AUTHOR SHIP  (1st/2nd/3rd.. etc)	YEA R	POIN TS
1	DR.SANTH OSH T PAUL  PROFESSO R & HEAD	Indian Journal of Dental Research 1993;4(3&4): 95-101	Effects of fluoride dentifrices on salivary fluoride levels in children.  I	1 <sup>st</sup>	1993	15
		Journal of Clinical Pediatric Dentistry 1995;20:5-8.	Prosthetic rehabilitation of a child with induced anodontia : A case report  I	1 <sup>st</sup>	1995	15
		Indian Journal of Dental Research 1995;6:117-122.	Effect of low fluoride dentifrices on	2 <sup>nd</sup>	1995	7.5



			micro hardness of sound enamel: An in vitro study  <b>I</b>			
		Journal of International Oral Health 2013;5(1):8-15.	Oral health coalition: knowledge, attitude, practice behaviours among Gynaecologists and Dental practitioners.  <b>I</b>	4 <sup>th</sup>	2013	7.5
		Kerala State Dental Journal. 1992;15(3&4): 753-758.	The use of acidulated phosphate fluoride with safety considerations for children.  <b>II</b>	3 <sup>rd</sup>	1992	2.5
		Karnataka Pediatric Journal. 1993;17(1&2):	Natal and Neonatal teeth: A case report.  <b>II</b>	3 <sup>rd</sup>	1993	2.5



		9-10.				
		K.L.E.S Dental Journal 2012;1:13-15.	Oral lichen planus in childhood.  II	3 <sup>rd</sup>	2012	2.5
		Dental Era – Journal of Dentistry 2013;3(4):41-47	Molar Incisor hypomineralisation: A review  II	2 <sup>nd</sup>	2013	
		Dental Era – Journal of Dentistry 2013;3(2):24-28	Micro-invasive therapy of initial caries with resin infiltration  II	3 <sup>rd</sup>	2013	
		Dental Era – Journal of Dentistry 2014;4(1):40-48	Contemporary non fluoride remineralization therapy: A review  II	2 <sup>nd</sup>	2014	
		Dental Era – Journal of Dentistry 2014;4(3):57-62	Zirconia crowns in Pediatric dentistry  II	3 <sup>rd</sup>	2014	





		Dental Era – Journal of Dentistry 2014;4(4):84- 92	Teething: A review  II	3 <sup>rd</sup>	2014	
<b>Total</b>						<b>52.5</b>

SL.N O	FACULTY NAME & DESIGNATI ON	NAME OF THE JOURNAL	Title & Category I / II	Author ship (1st/2nd/3rd..e tc)	YEA R	POINT S
2	<b>DR.UMME AZHER  READER</b>	Indian Journal of Dental Research. 2013;24(4):5 23.	Oral Health Status of Children with acute Lymphoblasti c Leukemia undergoing Chemotherap y <b>I</b>	1 <sup>st</sup>	2013	15
		Journal of Indian Society of Pedodontics & Preventive Dentistry. 2009; 27( 1): 6-8	Oral Health Status of 6 years & 12 years School Going Children in Bengaluru City- An Epidemiologi	3 <sup>rd</sup>	2009	7.5



			cal Study. <b>I</b>			
		Journal of Indian Society of Pedodontics & Preventive Dentistry. 2009; 27(1):49-51	Peripheral Ossifying Fibroma. A Case Report. <b>I</b>	2 <sup>nd</sup>	2009	7.5
		Jaypee's International Journal of Pediatric Dentistry. 2009;2(2):50- 55.	A Compound Composite Odontoma Associated with Unerupted Permanent Maxillary Incisor. <b>I</b>	3 <sup>rd</sup>	2009	7.5
		Jaypee's International Journal of Pediatric Dentistry. 2009;2(2):13- 19.	Clinical Evaluation Of Resin Composite & Resin Modified Glass Ionomer in Class III restorations of Primary Maxillary	3 <sup>rd</sup>	2009	7.5



			Incisors. <b>I</b>			
		Dental Era- Journal of Dentistry 2011;1(3):74- 78.	Benign Epithelial Odontogenic Tumors in children. <b>II</b>	2 <sup>nd</sup>	2011	2.5
		Dental Era- Journal Of Dentistry 2013; 3(2):11-14.	Esthetic rehabilitation of decayed primary incisors – case reports <b>II</b>	2 <sup>nd</sup>	2013	2.5
		Dental Era- Journal of Dentistry 2013;3(4):31- 34.	Vibrotactile devices for painless local anaesthesia – A review. <b>II</b>	1 <sup>st</sup>	2013	5
		Dental Era – Journal of Dentistry 2014;4(2):42- 51	Smart materials in dentistry – a review <b>II</b>	2 <sup>nd</sup>	2014	
		Dental Era – Journal of Dentistry 2014;4(4):84- 92	Teething: A review <b>II</b>	2 <sup>nd</sup>	2014	



<b>Total</b>	<b>55</b>
--------------	-----------

<b>SL.N O</b>	<b>FACULTY NAME &amp; DESIGNATI ON</b>	<b>NAME OF THE JOURNAL</b>	<b>Title &amp; Category I / II</b>	<b>Author ship (1st/2nd/3rd..et c)</b>	<b>YEA R</b>	<b>POINT S</b>
<b>3</b>	<b>DR.DIVYA C REDDY READER</b>	Journal of Indian Society of Pedodontics & Preventive Dentistry. 2010;28(1):30 -33.	Treatment Effects Produced By Pre- orthodontic trainer appliance in Patient's with Class II Division I Malocclusi on I	2 <sup>nd</sup>	2010	15
		Journal of Indian Society of Pedodontics & Preventive Dentistry. 2009;27(2):11 6-120.	Ankylosis of TMJ in Children- A Case Report. I	5 <sup>th</sup>	2009	7.5



	Jaypee's International Journal of Pediatric Dentistry. 2008;1(1):10-12.	Prevalence of malocclusion among school children in Bengaluru, India. <b>I</b>	3 <sup>rd</sup>	2008	7.5
	Dental Era-Journal of Dentistry 2011;1(2):11-13.	Early treatment of class II division I malocclusion with pre orthodontic trainer appliance: a case report. <b>II</b>	1 <sup>st</sup>	2011	5
	Dental Era-Journal of Dentistry 2013;3(2):11-14.	Esthetic rehabilitation of decayed primary incisors – case reports <b>II</b>	1 <sup>st</sup>	2013	5
	Dental Era –	Zirconia	2 <sup>nd</sup>	2014	2.5



		Journal of Dentistry 2014;4(3):57-62	crowns in Pediatric dentistry  <b>II</b>			
<b>Total</b>						<b>42.5</b>

<b>SL.NO</b>	<b>FACULTY NAME &amp; DESIGNATION</b>	<b>NAME OF THE JOURNAL</b>	<b>TITLE &amp; CATEGORY I / II</b>	<b>AUTHORSHIP (1st/2nd/3rd..etc)</b>	<b>YEAR</b>	<b>POINTS</b>
<b>4</b>	<b>DR. MIHIR NAYAK SENIOR LECTURER</b>	K.L.E.S Dental Journal 2014;3(1):18-20.	Bilateral eruption cysts in a 9 year old child – a case report  <b>II</b>	1 <sup>st</sup>	2014	5
		Dental Era – Journal of Dentistry 2014;4(4):38-49	First dental visit for a child: a clinical relevance  <b>II</b>	1 <sup>st</sup>	2014	5



<b>Total</b>	<b>10</b>
--------------	-----------

<b>FACULTY NAME &amp; DESIGNATION</b>	<b>NUMBER OF PUBLICATIONS</b>	<b>PUB MED INDEXED JOURNALS</b>	<b>OTHER JOURNALS</b>	<b>POINTS</b>
<b>DR. SANTHOSH T. PAUL</b> Professor & Head of Dept.	12	4	8	52.5
<b>DR. UMME AZHER</b> Reader	10	5	5	55
<b>DR. DIVYA C. REDDY</b> Reader	6	3	3	42.5
<b>DR. MIHIR NAYAK</b> Senior Lecturer	2	---	2	10

<b>CITATION INDICES</b>				
<b>Faculty Name &amp; Designation</b>	<b>Number of publications</b>	<b>Citations</b>	<b>h - index</b>	<b>i10 - index</b>
<b>DR. SANTHOSH T. PAUL</b> Professor & Head of Dept.	4	25	3	1
<b>DR. UMME AZHER</b> Reader	5	82 [78 (since 2010)]	4	2
<b>DR. DIVYA C. REDDY</b> Reader	4	47 [36 (since 2010)]	3	2

**23. Details of patents and income generated**

So far no patents have been filed.

**24. Areas of consultancy and income generated**

None





**25. Faculty selected nationally / internationally to visit other laboratories / institutions / industries in India and abroad**

None

**26. Faculty serving in**

**a) National committees b) International committees c) Editorial Boards d) any other (specify)**

	Treasurer	
	Governing council member	
	Chairperson	
	Chairperson AO faculty	
	EC member Organizing committee member	
	Chairperson	
	Reviewer	Dr Umme Azher – Reviwer of Journal of Applied Dental and Medical Sciences.
	Editorial Board Member	Dr Santhosh T Paul – Editorial Board member of ‘Dental Era’, a peer reviewed journal. Dr Divya Reddy – Sub-Editor of ‘Dental Era’, a peer reviewed journal.



**27. Faculty recharging strategies (Refresher / orientation programs, workshops, training programs and similar programs).**

**Faculty has attended:**

- Teachers training programs
- CDE programs
- Basic life support programs
- Hands-on courses
- National and State conferences and conventions

**28. Student projects**

- **Percentage of students who have taken up in-house projects including inter-departmental projects**

100%

- **Percentage of students doing projects in collaboration with other universities / industry / institute**

None

**29. Awards / recognitions received at the national and international level by**

- **Faculty**
- **Doctoral / Post-Doctoral fellows: Not applicable**

Students: UG and PG Best Paper and Poster awards in National and State conferences and conventions

<b>Name of Student</b>	<b>Recognitions/Awards/Prizes</b>
Dr Amisha Sarang	Best Paper presentation award at the 39 <sup>th</sup> National ISPPD Conference 'PEDOFEST', October 2014, Lucknow. Paper title – 'Knowledge of emergency management of avulsed teeth among general dental practitioners in parts of North Bangalore.'
Dr Amol Jadhav	Best Paper presentation award at the 39 <sup>th</sup> National ISPPD Conference 'PEDOFEST', October 2014, Lucknow. Paper title – 'Treatment of Ankyloglossia by Diode Laser frenectomy – a case report.'



**30. Seminars/ Conferences/Workshops organized and the source of funding (national / international) with details of outstanding participants, if any.**

Sl. No.	Date	Conferences/Workshops/ Hands-on courses conducted by Dept. of Pedodontics & Preventive Dentistry
1	19-12-2014	CDE Program on ‘Simplifying Endodontic Preparation’ and a workshop on Usage of Single NiTi File system held on 19-12-2014, at Sri Rajiv Gandhi College of Dental Sciences & Hospital, Bengaluru, conducted by Dept. of Pedodontics & Preventive Dentistry in collaboration with Dept. of Conservative Dentistry & Endodontics.

**31. Code of ethics for research followed by the departments:**

Ethical committee of the institution provides the ICMR guidelines for various research projects.

**32. Student profile program-wise:**

Name of the Program (refer to question no. 4)	Applications received	Selected		Pass percentage	
		Male	Female	Male	Female
BDS					
MDS				100%	100%

**33. Diversity of students**

Name of the Program (refer to question no. 4)	% of students from the same university	% of students from other universities within the State	% of students from universities outside the State	% of Students from other countries
BDS	-	-	-	-
MDS	5/9 (56%)	1/9 (11%)	3/9 (33%)	Nil

**How many students have cleared Civil Services and Defense Services examinations, NET, SET, GATE, USMLE, PLAB, GPAT, NCLEX, CGFNS, IELTS and other competitive examinations? Give details category-wise.**

None

**35. Student progression**



Student progression	Percentage against enrolled
UG to PG	
PG to M.Phil/DM / M Ch / DNB	
PG to Ph.D.	
Ph.D. to Post-Doctoral	
Employed <ul style="list-style-type: none"><li>• Campus selection</li><li>• Other than campus recruitment</li></ul>	
Entrepreneurs	

### **36. Diversity of staff**

Percentage of faculty who are graduates of the same university	6/7 (86%)
From other universities within the State	1/7 (14%)
From universities from other States	Nil
From universities outside the country	Nil

### **37. Number of faculty who were awarded M.Phil., DM, M Ch, Ph.D., D.Sc. and D.Litt. during the assessment period**

None

### **38. Present details of departmental infrastructural facilities with regard to**

**a) Library –Total number of books in Department library = 47**

**b) Internet facilities for staff and students - Available**

**c) Total number of class rooms – 01**

**d) Class rooms with ICT facility and ‘smart’ class rooms – None**

**e) Students’ laboratories** – The department has a laboratory for the students. It also houses phantom heads/mannequins for students to work in simulated environment before commencing with clinical work.

**f) Research laboratories – No**

### **39. List of doctoral, post-doctoral students and Research Associates**

**a) From the host institution/university**

None

**b) From other institutions/universities**



None

**40. Number of post graduate students getting financial assistance from the university.**

None

**41. Was any need assessment exercise undertaken before the development of new program(s)? If so, highlight the methodology.**

No

**42. Does the department obtain feedback from**

**a. Faculty on curriculum as well as teaching-learning-evaluation? If yes, how does the department utilize the feedback?**

The college has a comprehensive system of feedbacks, design, development and implementation of selected key areas of the education system. The faculties provide feedback on curriculum and teaching learning evaluation at the institution level. The college, programs being affiliated to Rajiv Gandhi University of Health Sciences, Bangalore the curriculum adopted by the university is implemented. Faculties being the part of the curriculum committee. Evaluative the curriculum identifies the deficiencies and implement corrective actions through enrichment courses, problem based learning and value added courses on regular basis.

**Students on staff, curriculum and teaching-learning-evaluation and how does the department utilize the feedback?**

Students being members of the different committee of Internal Quality Assurance Cell provide appropriate suggestions for improvement for the key aspects - Curriculum, Teaching Learning and Evaluation and on the performance of the Staff. Few of the feedbacks provided by the student are - feedback on teacher performance, infrastructure, library, courses and programs.

**Alumni and employers on the programs offered and how does the department utilize the feedback?**

The alumni association is registered and meet regularly and conduct annual gathering. During such annual meet alumni provide feedbacks on the courses and programs.

**List the distinguished alumni of the department (maximum 10)**

Since the college department is in its early formative years, there are no distinguished alumni of the department, as yet.

**43. Give details of student enrichment programs (special lectures / workshops /**



seminar) involving external experts.

Sl. No.	Date	Conferences/Workshops/ Hands-on courses conducted by Dept. of Pedodontics & Preventive Dentistry
1	19-12-2014	CDE Program on 'Simplifying Endodontic Preparation' and a workshop on Usage of Single NiTi File system held on 19-12-2014, at Sri Rajiv Gandhi College of Dental Sciences & Hospital, Bengaluru, conducted by Dept. of Pedodontics & Preventive Dentistry in collaboration with Dept. of Conservative Dentistry & Endodontics. Guest Speaker: Dr. Chris Chen

**44. List the teaching methods adopted by the faculty for different programs including clinical teaching.**

The following teaching methodology programs adopted by faculty including clinical teaching for UG and PG students are:

**Undergraduates:**

- Discussions and demonstrations
- Teaching models
- Teaching charts/posters
- Practical exercises
- Problem based learning
- Standard Operating procedures
- Integrated teaching
- Seminar
- Chair side discussions

**Postgraduates:**

- Discussions and demonstrations
- Teaching models
- Teaching charts/posters
- Problem based learning
- Standard Operating procedures
- Integrated teaching
- Inter-department meetings



- Inter-disciplinary meetings
- Seminar
- Chair side case discussions and demonstrations
- Viva-cards
- Developing teaching skills by taking UG classes
- Learning research skills by doing and writing dissertation work and short studies

**45. How does the department ensure that program objectives are constantly met and learning outcomes are monitored?**

The department ensures program objectives are constantly met and learning outcomes are monitored by:

Academic:

Undergraduate students

- Taking feedbacks from students
- Conducting exams/internals
- Conducting monthly tests for weak students
- Conducting viva-voce
- End posting exams
- Updating log books
- Conducting departmental meetings
- Remedial classes are taken for below average students
- Above average students are encouraged to participate in conferences and present papers/posters
- Counseling via mentor system

Postgraduate students

- Taking feedbacks from students
- Conducting monthly tests
- Updating check-lists and log books
- Evaluation of seminars, journal clubs and case presentations by check-lists
- Counseling via mentor system

**Administrative:**





- Conducting departmental meetings
- Monitoring by quality assurance committee of department

**46. Highlight the participation of students and faculty in extension activities.**

Participation of students and faculty in extension activities are as follows:

Academic:

- Poster & paper presentations in conferences and conventions
- Quiz competitions
- Conducting CDE program, workshops and hands-on courses
- Oral hygiene awareness camp as part of Oral Hygiene Week in association with KLE Society's Institute of Dental Sciences, Bengaluru.

Co-curricular and extra-curricular activities:

Participation in,

- Sports & Cultural programs conducted in the college.
- 14<sup>th</sup> November is celebrated as Children's Day in the Department. On this occasion, a painting competition will be conducted for kids and gifts are distributed among children after screening and treatment.
- On occasion of Republic Day (26<sup>th</sup> January), a free dental check-up camp and a painting competition were conducted in the department for students from nearby school.

**47. Give details of "beyond syllabus scholarly activities" of the department.** None

**48. State whether the program/ department is accredited/ graded by other agencies? If yes, give details.**

No

**49. Briefly highlight the contributions of the department in generating new knowledge, basic or applied.**

Department contributes in generating new knowledge, basics and applied by

- Integrated teaching
- Encouraging poster & paper presentations
- Group discussions
- Case based learning
- Post graduates are encouraged to present papers & posters in conferences and conventions
- Post graduates are given opportunity to attend hands-on courses on new techniques

**50. Detail five major Strengths, Weaknesses, Opportunities and Challenges (SWOC) of**



**the department.**

### **STRENGTHS**

- Good infrastructure
- Team work and efficient faculty
- Mentor system and Methodological teaching
- Well planned and regularized UG and PG curriculum
- Well documented academic and administrative activities

### **WEAKNESS**

The IQAC implemented on the campus review the performance of the critical processes that have impact on the quality of products on regular basis. Continually areas for improvement are identify in each process and corrective actions are initiated hence no such problem remains so as to effect the product of the system.

### **OPPORTUNITIES**

- Improving on parental awareness
- Funded research projects for students and faculty
- Collaborations with dental extension activity organizations and special child health care schools
- Treatment cubicles

### **CHALLENGES**

- Ensuring/working towards a goal of caries free children
- To increase the research avenues and opportunities within the department

### **51. Future plans of the department:**

- Extended and funded research activities
- Conduct specialty workshops with focus on hands on training
- Continued focus on quality in administration, academics, patient care and research



### Evaluative Report of the Department

**1. Name of the Department:** Prosthodontics and Crown & Bridge

**2. Year of establishment:** 1992

**3. Is the Department part of a college/Faculty of the university?**

Yes, the department is a part of a College

**4. Names of programs offered (UG, PG, Pharm D, Integrated Masters;**

M.Phil., Ph.D., Integrated Ph.D., Certificate, Diploma, PG Diploma,

D.M./M.Ch., Super specialty fellowship, etc.)

Bachelor of Dental Surgery (BDS)

Master of Dental Surgery (MDS)

**5. Interdisciplinary programs and departments involved**

Case presentations or treatment given by interdisciplinary approach

Sl no	Post graduate	Patient details	Departments involved	Treatment
1	Dr Gautham	K.M Choudhary Op no 03125	Conservative & Endodontics	Magnetic over denture
		Nagesh.S Op no 56258	Oral &Maxillofacial surgery	Immediate implant placement and temporary crown given
		Suvarna Op no 31127	Oral &Maxillofacial surgery	Cement retained prosthesis given
2	Dr Karthik	Umanth Rao Op no	Conservative & Endodontics	Maxillary tooth supported over denture



		Suparna Op no 76087	Periodontics	All ceramic bridge with ovate ponticirt 11,21,22
		Shashi kala	Periodontics (soft tissue augmentation)	FPD irt 11,21,23
3	Franco Babu	Fazilamah Op no 08598	Conservative&Endodontics Periodontics	Full mouth rehabilitation

**The following Interdisciplinary meetings and case presentations have been conducted**

S.L No	Date	Name Of Presenter And Moderator	Participating Departments	Title Of Presentation
1	17-12-2012	Presenters: Dr Noori Dr Navya N Swamy  Moderator: Dr Tejavathi Nagaraj	Department Of Oral Medicine And Radiology	Cleidocranial Dysplasia- A Case Report
2	4-02-2013	Presenters: Dr Rajni Dr Aliya  Moderator: Dr DeepikaKenkere	Department Of Oral And Maxillofacial Surgery  Department Of Oral And Maxillofacial Pathology	UnicysticAmeloblastoma
3	25-02-2013	Presenter: Dr Pranav Kumar	Department Of Periodontology	Pyogenic Granuloma –A Case Report



		Singh  Moderator: Dr.VaibhaviJoshiPura		
4	08-03-2013	Presenter: Dr Vimala Chaitanya  Moderator: Dr Kusumavalli	Department Of Conservative Dentistry And Endodontics	The Root To Smile'
5	15-04-2013	Presenter: Dr Franco  Moderator: Dr Shammas	Department Of Prosthodontics And Crown And Bridge	Implant Retained Overdentures
6	20-05-2013	Presenters: Dr Ramya Dr Huma  Moderator: Dr Sreedevi D Ajith	Department Of Orthodontics And DentofacialOrthopedics	Management Of Impacted Anteriors
7	17-06-2013	Presenters: Dr Smitha Juno M Dr AnishaSarang Dr AmolJadhav Moderator: Dr UmmeAzher	Department Of Pedodontics And Preventive Dentistry	Ectodermal Dysplasia In Monozygotic Twins
8	12-08-2013	Presenters: Dr Nonitha Dr Aliya Dr Pallavi Dr Rajani	Department Of Oral And Maxillofacial Pathology Department Of Oral And Maxillofacial Surgery	Multiple Low Flow Vascular Malformations



		Moderator: Dr Yogesh T.C		
9	28-10-2013	Persenter: Dr Jagadish Moderator: Dr Tejavathi Nagaraj	Department Of Oral Medicine And Radiology	Odontomes- A Case Report
10	02-12-2013	Presenters: Dr PratyushAnshuman Dr Franco Moderator: Dr Akshay Shetty	Department Of Oral And Maxillofacial Surgery Department Of Prosthodontics And Crown And Bridge	Management Of Traumatic Loss Of Bone And Tooth Using Autogenous Block Bone Graft And Implants
11	16-12-2013	Persenters: Dr Deepthi Dr Maushmi C.B Moderator: Dr Saritha Narayan	Department Of Periodontology And Implant Dentistry Department Of Conservative Dentistry And Endodontics	Crown Lengthening-A Case Report
12	27-01-2014	Presenters: Dr Maushmi C.B Dr Vimala Dr Rahul Moderator: Dr Kusumavalli Dr Tejavathi Nagaraj	Department Of Conervative Dentistry And Endodontics Department Of Oral Medicine And Radiology	Tooth Whitening Procedures-Case Reports
13	17-02-2014	Presenters: Dr Franco Dr Diljith Moderator: Dr Keerthi	Department Of Prosthodontics And Crown And Bridge Department of oral and maxillofacial surgery	Hemimandibulectomy And Its Rehabilitation



14	17-03-2014	Presenters: Dr Bineetha Dr Pretty Moderator: Dr Sreedevi D Ajith	Department Of Orthodontics And DentofacialOrthopedics	Surgical Orthodontic Treatment Options
15	28-04-2014	Persenters: Dr AmolJadhav Dr Vijay Apparaju Moderator: Dr Santhosh D Paul	Department Of Pedodontics And Preventive Dentistry Department Of Periodontics	Diagnosis And Treatment Of Ankyloglossia
16	09-06-2014	Presenters: Dr Aliya Dr Sarvesh Dr Pratyush Moderator: Dr Yogesh Dr Nandaprasd	Department Of Oral And Maxillo Facial Pathology Department Of Oral And Maxillo Facial Surgery	Micro Invasive Carcinoma-A Case Report
17	22-07-2014	Presenters: Dr Bhavna T.V Dr Sreelakshmi Dr Nikhil Moderator: Dr Tejavathi Nagaraj	Department Of Oral Medicine And Radiology Department Of Oral and maxillofacial surgery	Submandibular Gland Sialolithiasis With Acute Sialedinitis- A Case Report
18	20-08-2014	Presenters: Dr Diljith Rishi Dr Nonitha Ramesh Dr Rasleen Kaur Moderator: Dr DeepikaKenkere	Department Of Oral and maxillofacial surgery Department Of Prosthodontics And Crown And Bridge Department Of Oral	A Rare Case Of Osteomyelitis Of Maxilla





			And Maxillofacial Pathology	
19	22-09-2014	Presenters: Dr Pranav Kumar Dr Karthik Moderator: Dr Saritha Narayan	Department Of Periodontology Department Of Prosthodontics And Crown And Bridge	Soft Tissue Development Around Pontic Site
20	27-10-2014	Presenters: Dr AzinMalekar Dr Imraz Pasha Dr Nithin Shetty Dr Keerthi Moderator: Dr Kusumavalli	Department Of Conservative Dentistry And Endodontics Department Of Oral Medicine And Radiology	Oral Lichenoid Lesion Associated With Amalgam Restoration- A Case Report
21	1-12-2014	Presenters: Dr Chetna Bharti Dr Pragathi Dr Lekshmi Moderator: Dr Achut Devarhubli	Department Of Prosthodontics And Crown And Bridge Department Of And Maxillofacial Surgery Department Of Oral Medicine And Radiology	Temperomandibular Disorders-3d Approach
22	29-12-2014	Presenters: Dr Sunny Dr Pretty Dr Bineetha Dr Pranav Dr Chetana Moderator: Dr Sreedevi D Ajith	Department Of Orthodontics And DentofacialOrthopedics Department Of Periodontology Department Of Prosthodontics And Crown And Bridge	Interdisciplinary Orthodontics Adjunctive Treatment Procedures- Restorative Esthetic Procedures



23	28-01-2015	Presenters: Dr Smitha M Dr VivekBagga Dr PinhazSherashiya Moderator: Dr Santhosh T Paul	Department Of Pedodontics And Preventive Dentistry Department Of Oral And Maxillofacial Surgery Department of oral and maxillofacial pathology	Compound Odontome-A Case Report
24	27-02-2015	Presenters: Dr Nikitha Sharma Dr Nikhil Srivatsava Moderator: Dr Hemavathy .S	Department Of Oral And Maxillofacial Pathology Department Of Oral and maxillofacial surgery	Biopsy-Implications And Importance
25	27-04-2015	Presenter: Dr Shruthi.R Dr Pragathi Dr AggiSussan Samuel Moderator: Dr Tejavathi Nagaraj	Department Of Oral Medicine And Radiology Department Of Oral And Maxillofacial Surgery Department Of Oral And Maxillo Facial Pathology	Oral Verrucous Carcinoma-A Case Report
26	08-06-2015	Presenters: Dr Pragathi Dr Nikhil Srivatsav Dr VivekBagga Moderator: Dr DeepikaKenkere	Department Of Oral And Maxillofacial Surgery	Panfacial Trauma
27	20-07-	Presenters:	Department of	Perio Esthetics



2015	Dr Joguline Vinita Dr Vijay Apparaju Dr sreeshaNellika Moderator: Dr Sarita Narayan	periodontics and implant dentistry	
------	---	---------------------------------------	--

**6. Courses in collaboration with other universities, industries, foreign institutions, etc.**

The department had conducted CDE programmes in collaboration with Tokoyoma on soft liners.

**7. Details of programs discontinued, if any, with reasons**

No programs have been discontinued by the department.

**8. Examination System: Annual/Semester/Trimester/Choice Based CreditSystem**

Annual examinations are conducted.

**9. Participation of the department in the courses offered by other departments**

The Department had participated in

**CDE Programs held by Department of Conservative dentistry and Endodontics**

03-10-12	CBCT- An innovative diagnostic tool in dentistry -
22-05-13	Endodontics in a restorative world
19-05-14	Webinar on final protocol on modern endodontics
17-12-14	Simplifying endo preparation with single Ni-Ti file system

**CDE Programs held by Department of Oral and Maxillofacial Surgery**

01-09-12	Symposium on Facial trauma
July 2012	Extraction in patients undergoing radiation therapy
21-02-2012 &22-02-2012	CDE on implants
05-04-2014	lecture on career options after BDS
2008 to till date	CPR Program



**CDE Programs held by Department of Periodontics**

8-3-2011	CDE Programme on dentinal hypersensitivity
04-07-2012	What you see is what you get-scientific photo documentation in dentistry
18-7-2012	CDE on oral systemic health
01-08-2012	Oral hygiene day conducted by Department of Periodontics

**CDE Programs held by Department of Oral Medicine and Radiology**

17-06-2012	Psychosomatic disorders of the oropharynx effective stress management
16-06-2-15	CDE on overview on oral cancer

**CDE Programs held by Department of Orthodontics**

27-09-2012	Symposium on clear path aligners
------------	----------------------------------

**CDE programs held by Department of Pedodontics**

17- 12- 2014	CDE on simplifying endo preparation on single NITIfile system

**CDE programs held by Department of Oral and Maxillofacial Pathology**

12-09-2013	CDE on Triple talk
------------	--------------------

**10. Number of teaching posts sanctioned, filled and actual**

(Professors/Associate Professors/Asst. Professors/others)



Designation	Sanctioned	Filled	Actual (including CAS&MPS)
Professor		02	
Associate professor/Reader		03	
AssistantProfessor		02	
Lecturer		03	
Tutor/Clinical Instructor			
Senior Resident			

**11. Faculty profile with name, qualification, designation, area of specialization, experience and research under guidance**

Name	Qualification	Designation	Specialization	No of years of experience
Dr. Achut R Devarhubli	M.D.S	Professor&H.O.D	Prosthodontics	16 years 2 Months
Dr.SushanthPai	M.D.S	Professor	Prosthodontics	15Years 6Months
Dr B.Umamaheswari	M.D.S	Reader	Prosthodontics	7years 3months
Dr PatelR.K.V	M.D.S	Reader	Prosthodontics	5years 6months
Dr.Keerthi.R	M.D.S	Reader	Prosthodontics	5years 1month
Dr.MangalaJyothi K.J	M.D.S	Sr.lecturer	Prosthodontics	1year 6months
Dr.SmithaGujjar	M.D.S	Sr.lecturer	Prosthodontics	1year 2months

**12. List of senior Visiting Fellows, adjunct faculty, emeritus professors**

The institute encourages only full time faculty.

**13. Percentage of classes taken by temporary faculty – program-wise information**



Not applicable

**14. Program-wise Student Teacher Ratio**

UnderGraduate	Staff	Students	Ratio
IBDS(PreclinicalProsthodontics)	03	50 students per batch(Total-100)	1:16
IIBDS(DM&PCP)	03	50 students per batch(Total-100)	1:16
IIIBDS Clinics	07	08 Students per batch (Total-100)	1:19 (approximately)
IVBDS Clinics	07	03Students per batch(Total- 60)	2:1(approximately)
Post graduate			
Staff	Students	Ratio	
07	03	2:1 (approximately)	

**15. Number of academic support staff (technical) and administrative staff: sanctioned, filled and actual**

Academic Support Staff (Technical &Administrative)

Technical &Administrative Staff	Sanctioned	Filled	Actual(including CAS&MPS)
DentalTechnicians		03	
Computer operator/Receptionist		01	
Attender		01	
Sweeper		02	

**16. Research thrust areas as recognized by major funding agencies**

None

**17. Number of faculty with ongoing projects from a) national b) international funding agencies and c) Total grants received. Give the names of the funding agencies, project title and grants received project-wise.**

None



**18. Inter-institutional collaborative projects and associated grants received**

**a) National collaboration b) International collaboration**

At present, there no inter-institutional collaborative projects going on at national or international level.

**19. Departmental projects funded by ICMR; DST-FIST; UGC-SAP/CAS, DPE; DBT, ICSSR, AICTE, etc.; total grants received.**

None

**20. Research facility / centre with**

**State recognition**

**National recognition**

**International recognition**

RajivGandhiUniversity of Health Sciences, Karnataka, which is a state body, and Dental Council of India, which is a national body, has given permission for starting of postgraduate course in our subject after inspecting the research facilities available in the department.

**21. Special research laboratories sponsored by / created by industry or corporate bodies**

As of now, no such facility exists in the department.

**22. Publications:**

**Number of papers published in peer reviewed journals (national / international):** 19

**Monographs:** none

**Chapters in Books:** Dr.Shammas (Ex-Staff – one chapter in dental materials science 1<sup>st</sup> edition)

**Books edited:** none

**Books with ISBN with details of publishers:** none

NUMBER LISTED IN International data base

(For .g. Web of Science,Scopus,Humanities International Social Sciences Drectory,EBSCOhost,Medline, etc.)

Citation Index – range/average

SNIP



SJR

Impact factor – range/average

Faculty	Publications	Citations
Dr Achut R Devarhubli		03
Dr SushantPai	05	-
Dr B.Umamaheswari	05	-
Dr Patel R.K.V	06	09
Dr Keerthi.R	08	-
Dr MangalaJyothi	02	-
Dr Smitha Gujjar	02	-
Dr Gautham G.B	01	-

### **23. Details of patents and income generated**

So far, no patents have been filed.

### **24. Areas of consultancy and income generated**

Though the department provides consultancy to other departments this facility is extended free of cost.

### **25. Faculty selected nationally / internationally to visit other laboratories / institutions / industries in India and abroad**

Department faculty visits other institutions in India to conduct examinations, inspections, to deliver guest lectures, etc.

There presently exists a pact between the Indian Prosthodontic Society and Japanese Prosthodontic Society to encourage and facilitate exchange of society members for the upgradation of skills and sharing of knowledge.

#### **DCI inspections**

Dr.AchutDevarhubli appointed as DCI inspector to inspect Chandra Dental College&HospitalDharsaniaVillage,Safedhabad,Barabaankaari UP On 21.1.2013

To inspect for the increase in seats in prosthodontics crown and bridge from 3seats to 5 seats in Ahmedabad dental college, Vivekananda society Bhadaj on 23.11.2013

4<sup>th</sup> batch MDS BharathiVidhyapeeth dental college &hospital sector – 7 ;C.B.D Belpade,Navi Mumbai on 6.1.14.





3<sup>rd</sup> year renewal prosthodontics crown and bridge from 3-5 seats PanineeyaMahavidhyalaya Institute for dental sciences and research center, Dishukhnagar, Hyderabad on 2.1.2015.

TeerthankarMahaveer Dental college and research center, Delhiroad, Moradabad on 7.2.2015.

### **Guest lectures**

Orientation program for Postgraduate students held by Bangalore Prosthodontic Forum in Bangalore Institute of Dental sciences on 5<sup>th</sup> September 2013.

### **26. Faculty serving in**

- a) National committees
- b) International committees
- c) Editorial Boards
- d) any other (specify)

Dr Achut Devarhubli - Executive member – Indian prosthodontic society(Bangalore branch)

### **27. Faculty recharging strategies (Refresher / orientation programs, workshops, training programs and similar programs).**

The staff of the department has attended the following programmes:

Professional Development Programs attended by Faculty from 2010 to 2014

Dr.Achut.R.Devarhubli

Courses attended

A Comprehensive Two Day workshop on “ FullMouthRehabilitation”

On July 20<sup>th</sup> and 21<sup>st</sup> 2013 in Bangalore.

Endodontics in the restorative world on 25.5.2013 in Sri Rajiv Gandhi dental college Bangalore

Principles of Oral Rehabilitation – on 3<sup>rd</sup> and 4<sup>th</sup> of February 2012 at D.APandu Memorial R.V. Dental College and hospital. Bangalore.

Dentist convention 2013 held at KLE Pre-University College Auditorium on 1<sup>st</sup>&2<sup>nd</sup> June 2013

Implantology – The third Dentition by Department of Oral Maxillofacial surgery on 21.2.2013 in srirajiv Gandhi college of dental sciences

Hands on the session” Implantology – The third Dentition” by Department of Oral Maxillofacial surgery on 21.2.2013 in Sri Rajiv Gandhi college of dental sciences

Dr. Sushanth Pai

- Attended Conference on CONTEMPORARY DENTISTRY UPDATE – A COMPLETE CDE held at Rajarasjeshwari Dental College and Hospital on 15<sup>th</sup>, 16<sup>th</sup>, 17<sup>th</sup> March 2013



- Attended conference on USE OF LASERS AND AIRPOLISHERS IN DENTISTRY held at AECS Maruti College Of Dental Sciences Bangalore on 25<sup>TH</sup> March 2013
- Speaker at a CDE programme on DENTISTRY: FROM CROSS ROADS TO CUTTING EDGE TECHNOLOGY held at Bhabha College Of Dental Sciences Bhopal on 24<sup>th</sup> January 2014
- Attended a CDE programme on OVERVIEW OF ORAL CANCER held at Sri Rajiv Gandhi College Of Dental Sciences And Hospital Bangalore on 16<sup>th</sup> June 2015

Dr B.Umamaheswari

1. Attended Dentistry 2011 - Scientific congress held at gayathriVihar, palace grounds, bangalore on 22,23,24july 2011.
2. Attended lecture on Cranio facial prosthesis on April 2011 held at Governmenr Dental college, Bangalore.
3. Participated in CDE Programme on Principles Of Oral Rehabilitation held on 3<sup>rd</sup> and 4<sup>th</sup> of february 2012 at D.A Pandu Memorial R.V. Dental College and hospital, Bangalore.
4. Attended the CDE programme “ Tripple Talk” on 12-09-2013 held at Sri Rajiv Gandhi College Of Dental sciences and Hospital, Bangalore.
5. Attended Lecture on “Easy And Simple Comfortable Dentures: A View into Hard & Soft Reline Procedures” on 7th August 2013 held at Sri Rajiv Gandhi College Of Dental sciences and Hospital, Bangalore.
6. Attended Hands on Course on Hard& Soft Reline Procedures by Tokuyama Dental on 7th August 2013 held at Sri Rajiv Gandhi College Of Dental sciences and Hospital, Bangalore.
7. Participated in Conference Dentistry 2013 Held at Nimhans Convention Centre, Bangalore on 27,28<sup>th</sup> 2013
8. IPS PG convention Bangalore on 24, 25 & 26th June 2016

Dr.Patel R.K.V

- 1.attended Dentistry 2011 - Scientific congress held at gayathriVihar, palace grounds, bangalore on 22,23,24 july 2011.
- 2.Attended lecture on Cranio facial prosthesis on April 2011 held at Government Dental college, Bangalore.
- 3.Participated in CDE Programme on Principles Of Oral Rehabilitation held on 3<sup>rd</sup> and 4<sup>th</sup> of February 2012 at D.A Pandu Memorial R.V. Dental College and hospital, Bangalore.



4. Attended the CDE programme “ Tripple Talk” on 12-09-2013 held at Sri Rajiv Gandhi College Of Dental sciences and Hospital, Bangalore.

5. Attended Lecture on “Easy And Simple Comfortable Dentures: A View into Hard & Soft Reline Procedures” on 7th August 2013 held at Sri Rajiv Gandhi College Of Dental sciences and Hospital, Bangalore.

6. Attended Hands on Course on Hard& Soft Reline Procedures by Tokuyama Dental on 7th August 2013 held at Sri Rajiv Gandhi College Of Dental sciences and Hospital, Bangalore.

7. Participated in Conference Dentistry 2013 Held at Nimhans Convention Centre, Bangalore on 27,28<sup>th</sup> 2013

8. Attended lecture on Implantology the third Dentition on February 2013 held at Sri Rajiv Gandhi College Of Dental sciences and Hospital, Bangalore

Dr .keerthi .R

1. Implant Prosthodontics-Practical considerations (VS Dental college and hospital, Bangalore) January 2011

2. Craniofacial Prosthesis (Government Dental college, Bangalore) April 2011

3. Simplifying Anterior and Posterior composites (MS Ramaiah Dental college and hospital, Bangalore) June 2012

4. Recent trends in cosmetic dentistry and Practice management (VS Dental college and hospital, Bangalore) January 2013

5. Implantology-the third dentition (Sri Rajiv Gandhi college of dental sciences and hospital,Bangalore) February 2013

6. Training in basic life support (Krishnadevarayacollege of dental sciences, Bangalore) March 2013

7. Endodontics in the restorative world (Sri Rajiv Gandhi college of dental sciences and hospital,Bangalore) May 2013

8. Easy & simple comfortable dentures: A view into Hard and Soft reline procedures (Sri Rajiv Gandhi college of dental sciences and hospital,Bangalore) August 2013

9. Triple talk (Sri Rajiv Gandhi college of dental sciences and hospital,Bangalore) September 2013

10. The blue print in occlusal harmony for oral rehabilitation- September 2014

Dr Smitha



- 13th National Ips Post Graduate Convention, Lucknow, June 2011
- 4<sup>th</sup> National Conference Of Indian Society Of Prosthodontics-Restorative-Periodontics, SDM College Of Dental Sciences And Hospital, Dharwad, 22<sup>nd</sup> To 24<sup>th</sup> July 2011.
- 14<sup>th</sup> IPS National Pg Convention, 27<sup>th</sup>-29<sup>th</sup> July, Nitte University Campus, Mangalore.
- 5<sup>th</sup> National ISPRP Conference, 24<sup>th</sup>-26<sup>th</sup> August, 2012, Mangalore.
- 40<sup>th</sup> IPS AAP Conference, 5<sup>th</sup>-9<sup>th</sup> December, Chennai

Workshop Attended:

- Semi Precision Attachments, Yenepoya Dental College, Mangalore, 9<sup>th</sup>& 10<sup>th</sup> November 2011

CDE Programs Attended:

- Implatodontics, MCOADS, Mangalore, 08.08.2011
- Post insertion and management, IDA branch, Puttur, 28.08.2011
- Post And Core All The Way, MCOADS, Mangalore, 30.08.2011
- Survival Of Tooth Supported Fixed Prosthesis, ABSMIDS, Mangalore, 22-23.12.2011
- “Full Mouth Rehabilitation” A Comprehensive Approach, MCOADS, Mangalore 02.02.2012
- Principles of Oral Rehabilitation, RVDCH, Bangalore, 03-04.02.2012
- Periodontal Management Of Broken Teeth, KVGDC, Sullia, 23.02.2012
- Predictable Esthetic Restorations, MCOADS, Mangalore, 01.03.2012
- Emerging Trends in Materials For Advanced Technology, 20<sup>th</sup>-21<sup>st</sup> March, 2012, K. V. G. College Of Engineering, Sullia.
- Interpreting Shades Of Grey, 30<sup>th</sup> March, 2012, K. V. G. Dental College, Sullia
- Oral Health in Old Age, 19<sup>th</sup> April, 2012, K. V. G. Dental College, Sullia.
- Anterior Esthetics with Composites, 16<sup>th</sup> July, K. V. G. Dental College, Sullia.
- Periodontics Today, 16<sup>th</sup> August, 2012, K. V. G. Dental College, Sullia.
- HIV and Hepatitis – Current Concepts, 14<sup>th</sup> September, 2012, K. V. G. Dental College, Sullia.
- A Full Circle Approach to Crown and Bridge Dentistry, 2012, K. V. G Dental College, Sullia.
- 3600 – Complete Dentures, 22<sup>nd</sup> October, 2012, MCOADS, Manipal.
- Management of Young Permanent Teeth, 6<sup>th</sup> November, K. V. G. Dental College, Sullia. .



•Simplifying endo preparation with single Ni-Ti file system. 17th Dec 2014,Sri Rajiv Gandhi College Of Dental Sciences

•Overview Of Oral Cancer, 16th June 2015,Sri Rajiv Gandhi College Of Dental Sciences  
Dr Mangalajyothi

Organised PG orientation programme in the year 2014 and 2015 in Rajiv Gandhi college of dental sciences

**Conferences attended-**

1. 12<sup>th</sup> National PG Convention, Chennai
2. 3<sup>rd</sup> Indian Society of Prosthodontics- Restorative- Periodontics Conference, Mysore
3. 38<sup>th</sup> Indian Prosthodontic Society Conference, Indore
4. FDI-IDA, 38<sup>th</sup> Karnataka State Dental Conference, Bangalore
5. 13<sup>th</sup> National PG Convention, Lucknow
6. 39<sup>th</sup> Karnataka State Dental Conference, Mysore
7. International congress of oral implantology – Isg symposium, Bangalore
8. 14<sup>th</sup> National PG Convention, Mangalore
9. 19<sup>th</sup> ISOI National conference, Bangalore
10. 40<sup>th</sup> Karnataka State Dental Conference, Mangalore
11. 40<sup>th</sup> Indian Prosthodontic Society Conference and 8<sup>th</sup> Biennial meet of asian academy of Prosthodontics, Chennai

**CDE Programmes attended**

01. 29. 04. 11 Craniofacial prosthesis
02. 25. 06. 11 Implant retained overdentures
03. 13. 01. 12 Functionally esthetic restorations
04. 14. 01. 12 Functionally esthetic restorations
05. 25. 01. 12 Direct vs indirect restorations
06. 28. 01. 12 Implants
07. 03. 02. 12 Principles of oral rehabilitation
08. 04. 02. 12 Principles of oral rehabilitation
09. 16. 02. 12 Programming of semiadjustable articulator
10. 17. 02. 12 Programming of semiadjustable articulator
11. 14. 03. 12 All ceramics made easy
12. 15. 03. 12 All ceramics made easy



13. 13. 04. 12 Guided implant surgery
14. 12. 08. 12 Digital Smile design
15. 25. 11. 12 Articulators and Facebow
16. 20. 10. 12 Occlusion
17. 17.12 14 Simplifying endo preparation with single Ni-Ti file system, Sri Rajiv Gandhi College Of Dental Sciences
18. 16.6. 15 Overview Of Oral Cancer, Sri Rajiv Gandhi College Of Dental Sciences

## 28. Student projects

Percentage of students who have taken up in-house projects including inter-departmental projects

**UG research projects:** All the undergraduate students are involved in the in-house projects taken up by the department, the undergraduate students

so far have submitted 26 library dissertations to the department library, in addition they have also completed the following research projects in the department

### UG Library Dissertations

Sl no	Intern	Title of Library Dissertation	Year of Submission
1	DivyaDayanad	Inter Occlusal records	
2	FahimehAllahdadi	Ceramic crowns	
3	SujithaSukesh	Implants	
4	Sreekesh Menon	Posterior palatal seal	
5	PrabhatGupta	Provisional restoration	
6	Fouziya A.J	Impression materials	
7	NithyaNarendhran	Casting defects	
8	Lydia RubyDas		
9	AnamikaDhungel	Failures in implant placement	
10	Ria Mallick	Pontics in Fixed Partial Denture	
11	Anisha Rai	Articulators	
12	Moutushichakraborti	Implant supported denture	
13	Sumathi	Teeth selection	
14	Chinnumol	Jaw relation	



15	Keerthi	Anatomical landmarks	
16	Jaicymol	Surveyor	
17	Veenanakulan	Gingival retraction methods	
18	Krishna charan	Obturator	
19	Ahlem	Principles of tooth preparation	
20	Manjari.C.Thevara	Post insertion complications in complete denture	
21	Fouziya A.V	Impression techniques in complete denture	
22	Ashwathy	Impression techniques in Removable partial denture	
23	Prathybha	Major connectors in RPD	
24	Abhishek	Residual ridge resorption	
25	Alihyder	Preprosthetic surgery	
26	Nissi	Hybrid dentures	

**Post graduate research work**

**Dr Ananya**

L D Topic	Dissertation Topic	Approved by university
Impression material and techniques in prosthodontics	Evaluation and comparison of shear bond strength of porcelain to the alloys of nickel-chromium, cobalt-chromium and titanium-an vitro study	Approved

**Dr.RaseleneShaberwal**

L D Topic	Dissertation Topic	Approved by university





Osseointegration	An evaluation of linear dimensional changes of various heat cured acrylic resins following different acrylisation procedures before and after hydration : an in vitro study	submitted
------------------	---	-----------

**Dr Shanthana**

L D Topic	Dissertation Topic	Approved by university
Overdenture	An evaluation of compatibility of different elastomer impression materials to different tray acrylic materials using their respective tray adhesives..Aninvitro study,	submitted

**Dr Tejendhra**

L D Topic	Dissertation Topic	Approved by university
-----------	--------------------	------------------------





Surveying and designing of RPD	Comparision of sorption, solubility and flexural strength of fou commercially available resin bond luting cements in three different mediums- an InVitro Study	submitted
--------------------------------	--	-----------

**Dr Vandhana**

L D Topic	Dissertation Topic	Approved by university
Surveying and designing of RPD	Comparision of sorption, solubility and flexural strength of fou commercially available resin bond luting cements in three different mediums- an InVitro Study	submitted

**PG Interdisciplinary case projects**

**29. Awards / recognitions received at the national and international level by**

**PG Student awards**

**Dr Shanthana**

First prize at paper presentation 2<sup>nd</sup> KPS Conference, Mysore

Best paper presentation for the session at 16<sup>th</sup> IPS PG convention in Vizaq

DrChethanaBharathi

First prize at paper presentation 2<sup>nd</sup> KPS Conference, Mysore

**30. Seminars/ Conferences/Workshops organized and the source of funding**

**(national / international) with details of outstanding participants, if any.**



1. Lecture on “Easy And Simple Comfortable Dentures: A View into Hard & Soft Reline Procedures” on 7th August 2013 held at Sri Rajiv Gandhi College Of Dental sciences and Hospital, Bangalore.

**Hands on Course on Hard& Soft Reline Procedures by Tokuyam Dental on 7th August 2013 held at Sri Rajiv Gandhi College Of Dentalsciences and Hospital, Bangalore**

**31. Code of ethics for research followed by the departments**

All Standard Operating Procedures (SOP) for ethical research are followed with rigor in the department for all types of research. The Institutional ethical committee is consulted for approval. The code of ethics followed is in accordance with the policies of the Institutional Research Board of the college.

**32. Student profile program-wise:**

Undergraduate Programme

**33. Diversity of students**

**34. How many students have cleared Civil Services and Defense Services examinations, NET, SET, GATE, USMLE, PLAB, GPAT, NCLEX, CGFNS, IELTS and other competitive examinations? Give details category-wise.**

**35. Student progression**

**36. Diversity of staff**

**37. Number of faculty who were awarded M.Phil., DM, M Ch, Ph.D., D.Sc. and D.Litt. during the assessment period**

**38. Present details of departmental infrastructural facilities with regard to**

**a. Library**

On line journal access available

**b. Internet facilities for staff and students**

available

**c. Total number of classrooms – 4**

**d. Class rooms with ICT facility and “smart” class rooms – NIL**

**Students laboratories – yes, with seating capacity for 60 students**

**Research laboratories - NIL**

**39. List of doctoral, post-doctoral students and Research Associates**



**a) From the host institution/university**

None, research projects are done in collaboration with undergraduates and postgraduate students.

**b) From other institutions/universities**

At present, research activities with students from other institutions/universities have not been initiated.

**40. Number of post graduate students getting financial assistance from the university.**

Nil

**41. Was any need assessment exercise undertaken before the development of new program(s)? If so, highlight the methodology**

Yes. DCI inspection was carried out before the development of Post graduate programme in our department

**42. Does the department obtain feedback from**

**a. Faculty on curriculum as well as teaching-learning-evaluation? If yes, how does the department utilize the feedback?**

The college has a comprehensive system of feedbacks, design, development and implementation of selected key areas of the education system. The faculties provide feedback on curriculum and teaching learning evaluation at the institution level. The college, programs being affiliated to Rajiv Gandhi University of Health Sciences, Bangalore the curriculum adopted by the university is implemented. Faculties being the part of the curriculum committee. Evaluate the curriculum identifies the deficiencies and implement corrective actions through enrichment courses, problem based learning and value added courses on regular basis.

**Students on staff, curriculum and teaching-learning-evaluation and how does the department utilize the feedback?**

Students being members of the different committee of Internal Quality Assurance Cell provide appropriate suggestions for improvement for the key aspects - Curriculum, Teaching Learning and Evaluation and on the performance of the Staff. Few of the feedbacks provided by the student are - feedback on teacher performance, infrastructure, library, courses and programs.



• **Alumni and employers on the programs offered and how does the department utilize the feedback?**

The alumni association is registered and meet regularly and conduct annual gathering. During such annual meet alumni provide feedbacks on the courses and programs.

**43. List the distinguished alumni of the department (maximum 10)**

Dr Francobabu

Dr Gautham J.B

Dr Kathik.K

**44. Give details of student enrichment programs (special lectures / workshops / seminar) involving external experts.**

**45. List the teaching methods adopted by the faculty for different programs Including clinical teaching.**

Under graduates teaching programme

Didactics

Tutorials

Seminars

Revision class

Topic wise **Specific Learning Objectives (SLOs)** framed for Complete syllabus of Prosthodontics.

**PowerPoint presentations** based on SLOs used for lectures

Clinical teaching methods

Batch wise discussion and demonstration and guidance of clinical cases

**Post graduate teaching programme**

Case discussions and presentations if multidisciplinary approach is required.

Chair side clinical discussion

Guidance and inspection of preclinical work, clinical cases and lab work.

Seminars and Journal club presentations.

Mock Theory and Clinical assessments.

**46. How does the department ensure that program objectives are constantly met and learning outcomes are monitored?**

The achievements of programme objectives and learning outcomes are monitored based on the Internal Assessments, Competency forms. The details are as follows -

Internal assessment:



II Year BDS: Dental Materials

3 internal assessments for theory, 3 for practicals are conducted.

II Year BDS: Pre-clinical Prosthodontics

2 internal assessments are conducted.

IV year BDS: Prosthodontics, Crown and Bridge and Implantology

3 internal assessments for theory and 3 clinical assessments are conducted.

Competency forms:

The III and IV BDS student should have completed the prescribed clinical threshold before challenging the competency. In this format the students will be evaluated for the competency level indicating whether the student can plan and treat the given clinical situation. The competency will be evaluated by the attending faculty dentist. The following competencies assessments are done in Prosthodontics-

Competency Assessment for Designing Cast Partial Denture

Competency Assessment for Complete Denture

Competency Assessment for Treatment Partial Denture

Competency Assessment for Fixed Prosthodontics : LABORATORY

Competency Assessment for Fixed Prosthodontics: CLINICAL

**47. Highlight the participation of students and faculty in extension activities.**

Students are encouraged to participate in national and international conferences, paper and poster presentations, quiz competitions etc

**48. Give details of “beyond syllabus scholarly activities” of the department.**

Educational posters and models are made by the students.

The faculty is also involved in the following scholarly activities

**49. State whether the program/ department is accredited/ graded by other agencies? If yes, give details.**

NIL

**50. Briefly highlight the contributions of the department in generating new knowledge, basic or applied.**

The department has educational posters and teaching aids pertaining to Prosthodontics.



**51. Detail five major Strengths, Weaknesses, Opportunities and Challenges (SWOC) of the department.**

**Weaknesses Of The Department**

The IQAC implemented on the campus review the performance of the critical processes that have impact on the quality of products on regular basis. Continually areas for improvement are identify in each process and corrective actions are initiated hence no such problem remains so as to effect the product of the system.

**52. Future plans of the department.**



## Evaluation Report of the Department

**1. Name of the Department:** Anatomy

**2. Year of establishment :** 1992

**3. Is the Department part of a college/Faculty of the university?**

Yes, a part of Sri Rajiv Gandhi College of Dental Sciences and Hospital Bengaluru.

**4. Names of programs offered (UG, PG, PharmD, Integrated Masters; M.Phil., Ph.D., Integrated Ph.D., Certificate, Diploma, PG Diploma, D.M./M.Ch., Super specialty fellowship, etc.)**

BDS- Bachelor of Dental Surgery.

MDS- Master of Dental Surgery.

**5. Interdisciplinary programs and departments involved—**

**6. Courses in collaboration with other universities, industries, foreign institutions, etc.:**

None

**7. Details of programs discontinued, if any, with reasons**

No programs have been discontinued by Department.

**8. Examination System: Annual/Semester/Trimester/Choice Based Credit System**

Annual Examinations conducted by RGUHS Karnataka.

**9. Participation of the department in the courses offered by other departments:**

Department participates in various Departmental activities of SRGCDS Dental Departments.

**10. Number of teaching posts sanctioned, filled and actual (Professors/Associate Professors/Asst. Professors/others)**

	Sanctioned	Filled	Actual (including CAS & MPS)
Professor	1	1	
Associate Professor/Reader			
Assistant Professor /Lecturer	1	1	
Tutor / Clinical Instructor	2	2	



**11. Faculty profile with name, qualification, designation, area of specialization, experience and research under guidance**

Name	Qualification	Designation	Specialization	No. of Years of Experience
Dr. B.P.P Ratnam	MBBS, MS	Professor & HOD		31 years
Dr. Syeda Tasneem Kausar	MBBS, MD	Assistant Professor		04 Years
Dr. Munni Krishnappa	MBBS	Lecturer		06 Years

**12. List of senior Visiting Fellows, adjunct faculty, emeritus professors**

None

**13. Percentage of classes taken by temporary faculty – program-wise information**

None

**14. Program-wise Student Teacher Ratio:**

Ratio	1:20
-------	------

**15. Number of academic support staff (technical) and administrative staff: sanctioned, filled and actual**

	Sanctioned	Filled	Actual
Technical staff			
Administrative staff			

**16. Research thrust areas as recognized by major funding agencies**

None

**17. Number of faculty with ongoing projects from a) national b) international funding agencies and c) Total grants received. Give the names of the funding agencies, project title and grants received project-wise.**

None

**18. Inter-institutional collaborative projects and associated grants received**

**e) National collaboration b) International collaboration**

None

**19. Departmental projects funded by ICMR; DST-FIST; UGC-SAP/CAS, DPE; DBT, ICSSR, AICTE, etc.; total grants received.**

None





**20. Research facility / Centre with**

- state recognition
- national recognition
- international recognition

None

**21. Special research laboratories sponsored by / created by industry or corporate bodies**

None

**22. Publications:**

\* **Number of papers published in peer reviewed journals**

○ **National –**

○ **International -**

\* **Monographs:** - None

\* **Chapters in Books:** -

\* **Books edited:**-None

\* **Books with ISBN with details of publishers:** -

\* **Number listed in International Database (For e.g. Web of Science, Scopus, Humanities International Complete, Dare Database - International Social Sciences Directory, EBSCO host, Medline, etc.) -**

\* **Citation Index – range / average -**

\* **SNIP-**None

\* **SJR-**None

\* **Impact Factor – range / average -**None

\* **h-index -**None

**23. Details of patents and income generated**

**24. Areas of consultancy and income generated**

None

**25. Faculty selected nationally / internationally to visit other laboratories / institutions / industries in India and abroad**

None



**26. Faculty serving in**

a) National committees b) International committees c) Editorial Boards d) any other (specify)

Life Time members of KCA

**27. Faculty recharging strategies (Refresher / orientation programs, workshops, training programs and similar programs).**

**28. Student projects**

- percentage of students who have taken up in-house projects including inter-departmental projects
- percentage of students doing projects in collaboration with other universities / industry / institute

Planning

**29. Awards / recognitions received at the national and international level by**

- Faculty:
- Doctoral / post doctoral fellows :
- Students:

**30. Seminars/ Conferences/Workshops organized and the source of funding (national / international) with details of outstanding participants, if any.**

**31. Code of ethics for research followed by the departments**

Ethical committee of the institution provides the ICMR guidelines for various research projects

**32. Student profile program-wise:**

Name of the Program (refer to question no. 4)	Applications received	Selected		Pass percentage	
		Male	Female	Male	Female
BDS					
MDS		6	3	100%	100%

**33. Diversity of students**

Name of the Program (refer to question no. 4)	% of students from the same university	% of students from other universities within the State	% of students from universities outside the State	% of students from other countries
MDS	67%	Nil	33%	Nil



**34. How many students have cleared Civil Services and Defense Services examinations, NET, SET, GATE, USMLE, PLAB, GPAT, NCLEX, CGFNS, IELTS and other competitive examinations? Give details category-wise.**

None

**35. Student progression**

Student progression	Percentage against enrolled
UG to PG	None
PG to M.Phil, DM / M Ch / DNB	None
PG to Ph.D.	None
Ph.D. to Post-Doctoral	None
Employed	
• Campus selection	None
• Other than campus recruitment	50%
Entrepreneurs	None

**36. Diversity of staff**

Percentage of faculty who are graduates of the same university	
from other universities within the State	100%
from universities from other States	None
from universities outside the country	None

**37. Number of faculty who were awarded M.Phil., DM, M Ch, Ph.D., D.Sc. and D.Litt. during the assessment period**

None

**38. Present details of departmental infrastructural facilities with regard to**

a) Library: Total number of books:

b) Internet facilities for staff and students:

c) Total number of class rooms: 4+2

d) Class rooms with ICT facility and 'smart' class rooms: 4

**39. List of doctoral, post-doctoral students and Research Associates**

a) From the host institution/university

b) From other institutions/universities

None

**40. Number of post graduate students getting financial assistance from the university.**

None

**41. Was any need assessment exercise undertaken before the development of new program(s)? If so, highlight the methodology. No**



**42. Does the department obtain feedback from**

**e. Faculty on curriculum as well as teaching-learning-evaluation? If yes, how does the department utilize the feedback?**

The college has a comprehensive system of feedbacks, design, development and implementation of selected key areas of the education system. The faculties provide feedback on curriculum and teaching learning evaluation at the institution level. The college, programs being affiliated to Rajiv Gandhi University of Health Sciences, Bangalore the curriculum adopted by the university is implemented. Faculties being the part of the curriculum committee. Evaluative the curriculum identifies the deficiencies and implement corrective actions through enrichment courses, problem based learning and value added courses on regular basis.

**Students on staff, curriculum and teaching-learning-evaluation and how does the department utilize the feedback?**

Students being members of the different committee of Internal Quality Assurance Cell provide appropriate suggestions for improvement for the key aspects - Curriculum, Teaching Learning and Evaluation and on the performance of the Staff. Few of the feedbacks provided by the student are - feedback on teacher performance, infrastructure, library, courses and programs.

**• Alumni and employers on the programs offered and how does the department utilize the feedback?**

The alumni association is registered and meet regularly and conduct annual gathering. During such annual meet alumni provide feedbacks on the courses and programs.

**43. Give details of student enrichment programs (special lectures / workshops / seminar) involving external experts.**

Sl. No	Date	Conferences/Workshops/ Hands-on courses conducted by Dept. of oral and maxillofacial surgery
1.	28/05/2011	CPR training programme
2.	13/07/2012	C.D.E programme – “Current advances in maxillofacial and orthognathic surgery”
3.	July 2012	C.D.E programme “ Current perspectives in craniomaxillofacial surgery and facial esthetic problems”
4.	10/07/2013	Hands on CPR training



5.	18/03/2014	C.D.E programme : “Practice management for dentists”
6.	/11/2014	CDE Program on “Oral cancer & oral mucosal lesions” by Dr Thomas

**44. List the teaching methods adopted by the faculty for different programs including clinical teaching.**---BLACK board,projector,models ,and specimens.

**45. How does the department ensure that program objectives are constantly met and learning outcomes are monitored?**

The department ensures program objectives are constantly met and learning outcomes are monitored by,

Academic:

Undergraduate students

- Taking feedbacks from students
- Conducting exams/internals
- Conducting monthly tests for week students
- Conducting viva-voce
- End posting exams
- Updating log books
- Conducting departmental meetings
- Remedial classes are taken for below average students
- Above average students are encouraged to participate in conferences and present papers/posters
- Counseling via mentor system

Postgraduate students

- Taking feedbacks from students
- Conducting weekly tests
- Updating check-lists and log books
- Evaluation of seminars, journal clubs and case presentations by check-lists
- Counseling via mentor system

Administrative:

- Conducting departmental meetings
- Monitoring by quality assurance committee of department

**46. Highlight the participation of students and faculty in extension activities.**

Participation of students and faculty in extension activities are as follows,



Academic:

- Poster & paper presentations in conferences and conventions
- Quiz competitions
- Conducting CDE program, workshops and hands-on courses

Co-curricular and extra-curricular activities:

Participation in,

- Sports
- Culturals
- Swatch Bharat Abhyan
- Anti-tobacco day
- Oral hygiene day
- World AIDS day
- Oral and Maxillofacial surgeons day
- Blood donation camp in association with shushrutha blood bank
- Annual Hepatitis B vaccination programme for students

**47. Give details of “beyond syllabus scholarly activities” of the department.**

None

**48. State whether the program/ department is accredited/ graded by other agencies? If yes, give details.**

No

**49. Briefly highlight the contributions of the department in generating new knowledge, basic or applied.**

Co-ordinating with other PG programmes of other departments.

**50. Detail five major Strengths, Weaknesses, Opportunities and Challenges (SWOC) of the department.**

**STRENGTHS**

- Good infrastructure
- Team work and efficient faculty
- More number of patients
- ICT enabled teaching
- Wi-fi and internet facility
- Mentor system
- Methodological teaching
- Well planned and regularized UG and PG curriculum
- Well documented academic and administrative activities
- Well-equipped OT complex with Boyles’ apparatus, fiberoptic intubation kit, Stryker saw kit etc.



- Facial esthetic Clinic
- Advanced diagnostic measures like- RVG

### **WEAKNESS**

The IQAC implemented on the campus review the performance of the critical processes that have impact on the quality of products on regular basis. Continually areas for improvement are identify in each process and corrective actions are initiated hence no such problem remains so as to effect the product of the system.

### **OPPURTUNITIES**

- Funded research projects
- PG enhancement
- Collaborations with dental extension activity organizations
- Treatment cubicles

### **CHALLENGES**

- To meet and cater the needs of out-patients

### **51. Future plans of the department.**

Impart anatomy knowledge to all the students and imply this clinically.

### **HUMAN ANATOMY**

**THEORY :100 HRS**

#### **1.INTRODUCTION :10 HRS**

- SCOPE—1 HR
- SUBDIVISION—1HR
- DEFINITION AND INTERPRETATION OF ANATOMICAL TERMS AND PLANES—  
2 HRS

- ANATOMICAL POSITIONS –1 HR
- ELEMENTS OF ANATOMY INCLUDING FASCIA ,MUSCLES,BLOOD  
VESSELS,NERVES,JOINTS AND LYMPH VESSELS---5 HRS

#### **2.OSTEOLOGY OF HEAD AND NECK—20 HRS**

- SKULL-EXTERIOR,NORMA AND VAULT—2 HRS
- INTERIOR—CRANIAL FOSSAE,INDIVIDUAL BONES—2 HRS
- MANDIBLE—2 HRS
- MAXILLA-1 HR
- FRONTAL -1HR
- PARIETAL -1HR



- OCCIPITAL -1HR
- TEMPORAL 2 HRS
- ZYGOMATIC AND ETHMOID –1 HR
- SPHENOID AND VOMER-2 HRS
- PALATINE AND NASAL BONES-1HR
- CERVICAL VERTEBRAE—4 HRS
- 3.GROSS ANATOMY—30 HRS**
- SCALP-LAYERS ,BLOOD SUPPLY,NERVE SUPPLY,LYMPHATIC DRAINAGE—2 HRS
- FACE—MUSCLES,BLOOD SUPPLY,NERVE SUPPLY,LYMPHATIC DRAINAGE AND LACRIMAL APPARATUS—2 HRS
- NECK—
- ✓ CEVICAL FASCIA—1 HR
- ✓ POSTERIOR TRIANGLE -1HR
- ✓ ANTERIOR TRIANGLE-2 HR
- MIDLINE STRUCTURES-1 HR
- CRANIAL CAVITY-
- ✓ MENINGES,DURAL FOLDS AND SINUSES—2 HRS
- ✓ HYPOPHYSIS CEREBRI—1 HR
- ORBIT-NERVES ,VESSELS,EXTRINSIC MUSCLES OF EYEBALL-2 HRS
- PAROTID REGION-PAROTID GLAND—1 HR
- TEMPORAL AND INFRATEMPORAL FOSSA
- ✓ MUSCLES OF MASTICATION-1 HR
- ✓ MAXILLARY ARTERY AND NERVE—1 HR
- ✓ MANDIBULAR NERVE-1 HR
- ✓ TEMPORO-MANDIBULAR JOINT—1 HR
- SUB-MANDIBULAR REGION AND GLAND-1 HR
- THYROID AND PARA THYROID GLAND -1 HR
- VESSELS OF HEAD AND NECK –CAROTID ,SUB CLAVIAN,JUGULAR VEINS-1 HR
- MOUTH ,TONGUE AND PALATE-2 HRS





- PHARYNX -1 HR
  - LARYNX-1 HR
  - CERVICAL PART OF TRACHEA AND ESOPHAGUS-1 HR
  - NASAL CAVITY AND PARA NASAL SINUSES-1 HR
  - LYMPHATIC DRAINAGE OF HEAD AND NECK-1HR
  - JOINTS OF NECK—ATLANTO-OCCIPITAL AND ATLANTO-AXIAL-1 HR
- 4.NEURO-ANATOMY:12 HRS**
- DETAILED DIVISIONS OF CRANIAL NERVES- 5,7,9,10,11,12 INCLUDING THEIR NUCLEI,INTRA-CRANIAL AND EXTRA-CRANIAL COURSES—7 HRS
  - CERVICAL SPINAL NERVES AND CERVICAL PLEXUS-2 HRS
  - AUTONOMIC NERVOUS SYSTEM OF HEAD AND NECK -3 HRS
- 5.EMBRYOLOGY-12 HRS**
- GAMETOGENESIS,FERTILIZATION AND IMPLANTATION,GERM LAYERS ,FORMATION OF FETAL MEMBRANES AND PLACENTA---6 HRS
  - DEVELOPMENT OF BRANCHIAL ARCHES,POUCHES ,CLEFTS—2 HRS
  - DEVELOPMENT OF FACE ,JAWS,ORAL CAVITY ,TONGUE,PALATE,NASAL CAVITY,PARANASAL SINUSES,THYROID ,HYPOPHYSIS ,TEMPORO-MANDIBULAR JOINT —4 HRS
- 6.HISTOLOGY :16 HRS**
- INTRODUCTION TO CYTOLOGY AND HISTOLOGY-1 HR
  - BASIC TISSUES- EPITHELIUM –SIMPLE AND COMPOUND—1 HR
  - CONNECTIVE TISSUE-CELLS ,FIBRES-COLLAGEN,ELASTIC AND RETICULAR—2 HRS
  - CARTILAGE—HYALINE ,ELASTIC,WHITE FIBRO-CARTILAGE-1 HR
  - SPONGY AND COMPACT BONE-1HR
  - MUSCULAR TISSUE—SKELETAL ,SMOOTH,CARDIAC-1 HR
  - NERVOUS TISSUE-PERIPHERAL NERVE AND GANGLION—1 HR
  - BLOOD VESSELS –ARTERY AND VEIN-1 HR
  - GLANDS—SEROUS ,MUCOUS ,MIXED—1 HR
  - LYMPHOID TISSUE—LYMPH NODE,THYMUS ,PALATINE TONSIL ,AND SPLEEN-1 HR



- SKIN—HAIRY AND NON-HAIRY—1 HR
- ENDOCRINE GLANDS –PIYUITARY, THYROID ,PARATHYROID ,SUPRARENAL AND PANCREAS -2 HRS
- LIP,TONGUE ,ESOPHAGUS-1 HR
- TRACHEA AND LUNG- 1HR

**PRACTICALS :175 HRS—2 HRS EACH CLASS**

• **GROSS PRACTICALS—100 HRS:**

- ✓ GROSS DISSECTION AND SPECIMENS—90 HRS
- ✓ RADIOLOGY-4 HRS
- ✓ SURFACE MARKING-6 HRS

• **HISTOLOGY PRACTICALS—75 HRS**

- ✓ DEMONSTRATION OF HISTOLOGY SLIDES

Dr.B.P.P.Ratnam

PROFESSOR AND HEAD OF THE DEPARTMENT

MDS :--CLASS TIME TABLE -- 1<sup>ST</sup> JULY TO 31<sup>ST</sup> DECEMBER -- 8:30 AM TO 9:30 AM

SL.NO	TOPIC
1.	Introduction to anatomy, terms, positions and movements.
2.	Study of general architecture of body including skin, fascia and dermatomes.
3.	Study of bones of head and neck.
4.	General architecture of blood vessels of head and neck.
5.	Scalp, temple and face (superficial structures).
6.	Structure of neck with fascia and all the triangles.
7.	In detail contents of triangles of neck.
8.	Parotid region—parotid gland in detail.
9.	Submandibular region with submandibular gland and carotid triangle in detail.
10.	Introduction to temporal and infratemporal fossae.
11.	Muscles of mastication, mandibular nerve and maxillary artery.
12.	Temporo-mandibular joint with applied aspects.
13.	Deep structures of neck including thyroid and parathyroid with development.
14.	Pre vertebral and paravertebral region with lymphatic drainage of head and neck.
15.	Oral cavity—tongue, palate, development and anomalies.



16.	Nose and paranasal sinuses.
17.	Pharynx and larynx.
18.	General histology.
19.	General histology.
20.	General histology.
21.	Embryology .
22.	Embryology .

FACULTY IN-CHARGE: DR.RATHNAM AND DR. TASNEEM

**DEPARTMENT OF GENERAL ANATOMY**

**RAJIV GANDHI COLLEGE OF DENTAL SCIENCES, CHOLANAGAR,  
BENGALURU**

BATCH: A-MONDAY AND TUESDAY AND FRIDAY

B-WEDNESDAY AND FRIDAY

C-THURSDAY AND SATURDAY

• **AUGUST :**

- ✓ INTRODUCTION
- ✓ INTRODUCTION TO ANATOMY AND BRANCHES OF ANATOMY

• **SEPTEMBER:**

- ✓ INTRODUCTION TO MICROSCOPE
- ✓ PARTS OF MICROSCOPE
- ✓ FOCUSSING MICROSCOPE
- ✓ COMMON OBJECTS
- ✓ EPITHELIUM AND ITS CLASSIFICATION
- ✓ SIMPLE EPITHELIUM AND GLANDS
- ✓ COLUMNAR EPITHELIUM AND ITS MODIFICATION
- ✓ STRATIFIED SQUAMOUS EPITHELIUM

• **OCTOBER:**

- ✓ TRANSITIONAL EPITHELIUM
- ✓ SCALP
- ✓ CONNECTIVE TISSUE CLASSIFICATION
- ✓ FACE –SUPERFICIAL STRUCTURES
- ✓ CONNECTIVE TISSUE CELLS AND FIBRES



- ✓ LOOSE AREOLAR TISSUE
- ✓ BONE-HISTOLOGY
- NOVEMBER:
- ✓ FACIAL ARTERY
- ✓ POSTERIOR TRIANGLE
- ✓ REVISION FOR INTERNALS
- ✓ 1<sup>ST</sup> INTERNAL ASSESSMENT –PRACTICALS



## **Evaluation Report of the Department**

**1. Name of the Department:** General Surgery

**2. Year of establishment :** 1992

**3. Is the Department part of a college/Faculty of the university?:**

Yes, a part of Sri Rajiv Gandhi College of Dental Sciences and Hospital Bengaluru.

**4. Names of programs offered (UG, PG, PharmD, Integrated Masters; M.Phil., Ph.D., Integrated Ph.D., Certificate, Diploma, PG Diploma, D.M./M.Ch., Super specialty fellowship, etc.)**

BDS- Bachelor of Dental Surgery.

**5. Interdisciplinary programs and departments involved:**

Basic Science Lecture for MDS Students.

**6. Courses in collaboration with other universities, industries, foreign institutions, etc.:**

None

**7. Details of programs discontinued, if any, with reasons**

No programs have been discontinued by Department.

**8. Examination System: Annual/Semester/Trimester/Choice Based Credit System**

Annual Examinations conducted by RGUHS Karnataka.

**9. Participation of the department in the courses offered by other departments:**

Department participates in various Departmental activities of SRGCDS Dental Departments.

**10. Number of teaching posts sanctioned, filled and actual (Professors/Associate Professors/Asst. Professors/others)**

	Sanctioned	Filled	Actual (including CAS & MPS)
Professor			
Associate Professor/Reader			
Assistant Professor /Lecturer			
Tutor / Clinical Instructor			



**11. Faculty profile with name, qualification, designation, area of specialization, experience and research under guidance**

Name	Qualification	Designation	Specialization	No. of Years of Experience
Dr.				
Dr.				
Dr.				

**12. List of senior Visiting Fellows, adjunct faculty, emeritus professors**

The institute encourages full time faculty. However the Dept. utilizes senior faculty when visit Dept. for conducting inspection, examinations etc.

**13. Percentage of classes taken by temporary faculty – program-wise information**

None

**14. Program-wise Student Teacher Ratio:**

As per RGUHS

BDS	33:1
MDS	-

**15. Number of academic support staff (technical) and administrative staff: sanctioned, filled and actual**

	Sanctioned	Filled	Actual
Technical staff			
Administrative staff			

**16. Research thrust areas as recognized by major funding agencies**

None

**17. Number of faculty with ongoing projects from a) national b) international funding agencies and c) Total grants received. Give the names of the funding agencies, project title and grants received project-wise.**

None

**18. Inter-institutional collaborative projects and associated grants received**

f) National collaboration b) International collaboration

None

**19. Departmental projects funded by ICMR; DST-FIST; UGC-SAP/CAS, DPE; DBT, ICSSR, AICTE, etc.; total grants received.**

None



**20. Research facility / Centre with**

- state recognition
- national recognition
- international recognition

None

**21. Special research laboratories sponsored by / created by industry or corporate bodies**

None

**22. Publications:**

**\* Number of papers published in peer reviewed journals**

○ National – 02

○ International -

\* **Monographs:** - None

\* **Chapters in Books:** -

\* **Books edited:** -None

\* **Books with ISBN with details of publishers:** -

\* **Number listed in International Database (For e.g. Web of Science, Scopus, Humanities International Complete, Dare Database - International Social Sciences Directory, EBSCO host, Medline, etc.) -**

\* **Citation Index – range / average -**

\* **SNIP** -None

\* **SJR** -None

\* **Impact Factor – range / average** -None

\* **h-index** -None

**23. Details of patents and income generated**

So far no patents have been filled

**24. Areas of consultancy and income generated**

Though Department provides consultancy to other Departments and institutions, this facility is extended

**25. Faculty selected nationally / internationally to visit other laboratories / institutions / industries in India and abroad**

None



**26. Faculty serving in**

a) National committees b) International committees c) Editorial Boards d) any other (specify)

None.

**27. Faculty recharging strategies (Refresher / orientation programs, workshops, training programs and similar programs).**

**28. Student projects**

• percentage of students who have taken up in-house projects including inter-departmental projects

None.

• percentage of students doing projects in collaboration with other universities / industry / institute

None.

**29. Awards / recognitions received at the national and international level by**

- Faculty: None
- Doctoral / post doctoral fellows : None
- Students: None

**30. Seminars/ Conferences/Workshops organized and the source of funding (national / international) with details of outstanding participants, if any.**

None.

**31. Code of ethics for research followed by the departments**

Ethical committee of the institution provides the ICMR guidelines for various research projects

**32. Student profile program-wise:**

Name of the Program (refer to question no. 4)	Applications received	Selected		Pass percentage	
		Male	Female	Male	Female
BDS					
MDS		6	3	100%	100%

**33. Diversity of students**

Name of the Program (refer to question no. 4)	% of students from the same university	% of students from other universities within the State	% of students from universities outside the State	% of students from other countries





Name of the Program (refer to question no. 4)	% of students from the same university	% of students from other universities within the State	% of students from universities outside the State	% of students from other countries
MDS	67%	Nil	33%	Nil

**34. How many students have cleared Civil Services and Defense Services examinations, NET, SET, GATE, USMLE, PLAB, GPAT, NCLEX, CGFNS, IELTS and other competitive examinations? Give details category-wise.**

None. These exams are not mandatory for our course. Students interested in taking higher studies may appear in these exams as and when required.

**35. Student progression**

Student progression	Percentage against enrolled
UG to PG	None
PG to M.Phil, DM / M Ch / DNB	None
PG to Ph.D.	None
Ph.D. to Post-Doctoral	None
Employed	
• Campus selection	None
• Other than campus recruitment	50%
Entrepreneurs	None

**36. Diversity of staff**

Percentage of faculty who are graduates of the same university	83.3%
from other universities within the State	16.6%
from universities from other States	None
from universities outside the country	None

**37. Number of faculty who were awarded M.Phil., DM, M Ch, Ph.D., D.Sc. and D.Litt. during the assessment period**

None

**38. Present details of departmental infrastructural facilities with regard to**

a) Library: Total number of books

b) Internet facilities for staff and students: wi-fi

c) Total number of class rooms: 4

d) Class rooms with ICT facility and 'smart' class rooms:

Audio Visual Facility in all Classrooms.



**e)Students Laboratories:** 2

**f) Research Laboratories:**

Biochemistry & Physiology Laboratories are used for research purpose also.

**39. List of doctoral, post-doctoral students and Research Associates**

**a) from the host institution/university**

**b) from other institutions/universities**

None

**40. Number of post graduate students getting financial assistance from the university.**

Not Applicable

**41. Was any need assessment exercise undertaken before the development of new program(s)? If so, highlight the methodology.**

No

**42. Does the department obtain feedback from**

**f. Faculty on curriculum as well as teaching-learning-evaluation? If yes, how does the department utilize the feedback?**

The college has a comprehensive system of feedbacks, design, development and implementation of selected key areas of the education system. The faculties provide feedback on curriculum and teaching learning evaluation at the institution level. The college, programs being affiliated to Rajiv Gandhi University of Health Sciences, Bangalore the curriculum adopted by the university is implemented. Faculties being the part of the curriculum committee. Evaluative the curriculum identifies the deficiencies and implement corrective actions through enrichment courses, problem based learning and value added courses on regular basis.

**Students on staff, curriculum and teaching-learning-evaluation and how does the department utilize the feedback?**

Students being members of the different committee of Internal Quality Assurance Cell provide appropriate suggestions for improvement for the key aspects - Curriculum, Teaching Learning and Evaluation and on the performance of the Staff. Few of the feedbacks provided by the student are - feedback on teacher performance, infrastructure, library, courses and programs.



**Alumni and employers on the programs offered and how does the department utilize the feedback?**

The alumni association is registered and meet regularly and conduct annual gathering. During such annual meet alumni provide feedbacks on the courses and programs.

**43. List the distinguished alumni of the department (maximum 10)**

None

**44. Give details of student enrichment programs (special lectures / workshops / seminar) involving external experts.**

Sl. No	Date	Conferences/Workshops/ Hands-on courses conducted by Dept. of oral and maxillofacial surgery
7.	28/05/2011	CPR training programme
8.	13/07/2012	C.D.E programme – “Current advances in maxillofacial and orthognathic surgery”
9.	July 2012	C.D.E programme“ Current perspectives in craniomaxillofacial surgery and facial esthetic problems”
10.	10/07/2013	Hands on CPR training
11.	18/03/2014	C.D.E programme : “Practice management for dentists”
12.	/11/2014	CDE Program on “Oral cancer & oral mucosal lesions” by Dr Thomas

**45. List the teaching methods adopted by the faculty for different programs including clinical teaching.**

**46. How does the department ensure that program objectives are constantly met and learning outcomes are monitored?**

The department ensures program objectives are constantly met and learning outcomes are monitored by,

Academic:

Undergraduate students

- Taking feedbacks from students
- Conducting exams/internals
- Conducting monthly tests for week students
- Conducting viva-voce
- End posting exams
- Updating log books
- Conducting departmental meetings
- Remedial classes are taken for below average students
- Above average students are encouraged to participate in conferences and present



papers/posters

- Counseling via mentor system  
Postgraduate students
- Taking feedbacks from students
- Conducting weekly tests
- Updating check-lists and log books
- Evaluation of seminars, journal clubs and case presentations by check-lists
- Counseling via mentor system

Administrative:

- Conducting departmental meetings
- Monitoring by quality assurance committee of department

**47. Highlight the participation of students and faculty in extension activities.**

Participation of students and faculty in extension activities are as follows,

Academic:

- Poster & paper presentations in conferences and conventions
- Quiz competitions
- Conducting CDE program, workshops and hands-on courses

Co-curricular and extra-curricular activities:

Participation in,

- Sports
- Culturals
- Swatch Bharat Abhyan
- Anti-tobacco day
- Oral hygiene day
- World AIDS day
- Oral and Maxillofacial surgeons day
- Blood donation camp in association with shushrutha blood bank
- Annual Hepatitis B vaccination programme for students

**48. Give details of “beyond syllabus scholarly activities” of the department.**

None



**49. State whether the program/ department is accredited/ graded by other agencies? If yes, give details.**

No

**50. Briefly highlight the contributions of the department in generating new knowledge, basic or applied.**

Co-ordinating with other PG programmes of other departments.

**51. Detail five major Strengths, Weaknesses, Opportunities and Challenges (SWOC) of the department.**

### **STRENGTHS**

- Good infrastructure
- Team work and efficient faculty
- More number of patients
- ICT enabled teaching
- Wi-fi and internet facility
- Mentor system
- Methodological teaching
- Well planned and regularized UG and PG curriculum
- Well documented academic and administrative activities
- Well-equipped OT complex with Boyles' apparatus, fibreoptic intubation kit, Stryker saw kit etc.
- Facial esthetic Clinic
- Advanced diagnostic measures like- RVG

### **WEAKNESS**

The IQAC implemented on the campus review the performance of the critical processes that have impact on the quality of products on regular basis. Continually areas for improvement are identify in each process and corrective actions are initiated hence no such problem remains so as to effect the product of the system.

### **OPPURTUNITIES**

- Funded research projects
- PG enhancement
- Collaborations with dental extension activity organizations
- Treatment cubicles



## **CHALLENGES**

- To meet and cater the needs of out-patients

### **52. Future plans of the department.**

Encouraging students in house research projects. Reviewing, improving, modifying existing teaching aids. To set collaboration with international institutes for students and faculty exchange programs.



## **Evaluation Report of the Department**

**1. Name of the Department:** General Pathology & Microbiology

**2. Year of establishment :** 1992

**3. Is the Department part of a college/Faculty of the university?:**

Yes, a part of Sri Rajiv Gandhi College of Dental Sciences and Hospital Bengaluru.

**4. Names of programs offered (UG, PG, PharmD, Integrated Masters; M.Phil., Ph.D., Integrated Ph.D., Certificate, Diploma, PG Diploma, D.M./M.Ch., Super specialty fellowship, etc.)**

BDS- Bachelor of Dental Surgery.

**5. Interdisciplinary programs and departments involved:**

Basic Science Lecture for MDS Students.

**6. Courses in collaboration with other universities, industries, foreign institutions, etc.:**

None

**7. Details of programs discontinued, if any, with reasons**

No programs have been discontinued by Department.

**8. Examination System: Annual/Semester/Trimester/Choice Based Credit System**

Annual Examinations conducted by RGUHS Karnataka.

**9. Participation of the department in the courses offered by other departments:**

Department participates in various departmental activities of SRGCDS dental departments. Microbiology department also participates in PG Research work with other dental departments & Pathology department in clinic-pathological correlation with other departments.

**10. Number of teaching posts sanctioned, filled and actual (Professors/Associate Professors/Asst. Professors/others)**

	Sanctioned	Filled	Actual (including CAS & MPS)
Professor	As Per DCI	01	
Associate Professor/Reader	As Per DCI	01	
Assistant Professor	As Per DCI	01	
Lecturer	As Per DCI	02	
Tutor / Clinical Instructor	As Per DCI		



**11. Faculty profile with name, qualification, designation, area of specialization, experience and research under guidance**

Name	Qualification	Designation	Specialization	No. of Years of Experience
Dr.Latha G	MD	HOD & Professor	Microbiology	17 Years
Dr.Sangeeta Sharma	MD	Associate Professor	Pathology	6 Years
Dr. Priyanka Singh	PhD	Assistant Professor	Medical Microbiology	5 Years
Mrs. Bincy J	MSc	Lecturer	Medical Microbiology	5Y 5M
Dr. Shilpashree	DCP	Lecturer	Pathology	1 Year

**12.List of senior Visiting Fellows, adjunct faculty, emeritus professors**

The institute encourages full time faculty. However the Dept. utilizes the expertise of senior faculty whenever they visit dept. for conducting inspection, examinations etc.

**13.Percentage of classes taken by temporary faculty – program-wise information**

None

**14. Program-wise Student Teacher Ratio:**

As per RGUHS

BDS	33:1
MDS	8:1

**15. Number of academic support staff (technical) and administrative staff: sanctioned, filled and actual**

	Sanctioned	Filled	Actual
Technical staff	As Per DCI	02	02
Administrative staff	As Per DCI	01	01

**16. Research thrust areas as recognized by major funding agencies**

Research areas are Bacteriology & Mycology. Microbiology department participates in research work with other dental departments.

**17. Number of faculty with ongoing projects from a) national b) international funding agencies and c) Total grants received. Give the names of the funding agencies, project title and grants received project-wise.**

None





**18. Inter-institutional collaborative projects and associated grants received**

**g) National collaboration b) International collaboration**

None

**19. Departmental projects funded by ICMR; DST-FIST; UGC-SAP/CAS, DPE; DBT, ICSSR, AICTE, etc.; total grants received.**

None

**20. Research facility / Centre with**

- state recognition
- national recognition
- international recognition

None

**21. Special research laboratories sponsored by / created by industry or corporate bodies**

None

**22. Publications:**

**\* Number of papers published in peer reviewed journals**

○ National – 01

○ International - None

**\* Monographs: - None**

**\* Chapters in Books: - None**

**\* Books edited:-None**

**\* Books with ISBN with details of publishers: -None**

**\* Number listed in International Database (For e.g. Web of Science, Scopus, Humanities International Complete, Dare Database - International Social Sciences Directory, EBSCO host, Medline, etc.) -**

**\* Citation Index – range / average - None**

**\* SNIP-None**

**\* SJR-None**

**\* Impact Factor – range / average -None**

**\* h-index -None**

**23. Details of patents and income generated**



So far no patents have been filed

**24. Areas of consultancy and income generated**

None

**25. Faculty selected nationally / internationally to visit other laboratories / institutions / industries in India and abroad**

None

**26. Faculty serving in**

a) National committees b) International committees c) Editorial Boards d) any other (specify)

None

**27. Faculty recharging strategies (Refresher / orientation programs, workshops, training programs and similar programs).**

None

**28. Student projects**

- percentage of students who have taken up in-house projects including inter-departmental projects

None

- percentage of students doing projects in collaboration with other universities / industry / institute

None

**29. Awards / recognitions received at the national and international level by**

- Faculty: None
- Doctoral / post-doctoral fellows : None
- Students: None

**30. Seminars/ Conferences/Workshops organized and the source of funding (national / international) with details of outstanding participants, if any.**

Seminars, Workshops and CDE programs funded by Sri Rajiv Gandhi College of Dental Sciences and Hospital; None from the Department

**31. Code of ethics for research followed by the departments**

Ethical committee of the institution provides the ICMR guidelines for various research projects



### 32. Student profile program-wise:

Name of the Program (refer to question no. 4)	Applications received	Selected		Pass percentage	
		Male	Female	Male	Female
BDS					

### 33. Diversity of students

Name of the Program (refer to question no. 4)	% of students from the same university	% of students from other universities within the State	% of students from universities outside the State	% of students from other countries
BDS				

### 34. How many students have cleared Civil Services and Defense Services examinations, NET, SET, GATE, USMLE, PLAB, GPAT, NCLEX, CGFNS, IELTS and other competitive examinations? Give details category-wise.

None; these exams are not mandatory for our courses. Students interested in taking higher studies may appear in these exams as and when required.

### 35. Student progression

Student progression	Percentage against enrolled
UG to PG	NA
PG to M.Phil, DM / M Ch / DNB	NA
PG to Ph.D.	NA
Ph.D. to Post-Doctoral	NA
Employed <ul style="list-style-type: none"><li>• Campus selection</li><li>• Other than campus recruitment</li></ul>	NA
Entrepreneurs	NA

### 36. Diversity of staff

Percentage of faculty who are graduates of the same university	40% (2 Faculty)
from other universities within the State	20% (1 Faculty)
from universities from other States	40% (2 Faculty)
from universities outside the country	None



**37. Number of faculty who were awarded M.Phil., DM, M Ch, Ph.D., D.Sc. and D.Litt. during the assessment period**

None

**38. Present details of departmental infrastructural facilities with regard to**

**a) Library:** No

**b) Internet facilities for staff and students:** No

**c) Total number of class rooms:** 4 (Common)

**d) Class rooms with ICT facility and 'smart' class rooms:**

Audio Visual Facility in all Classrooms.

**e) Students Laboratories:** 2 (Separate Pathology & Microbiology)

**f) Research Laboratories:**

Microbiology & Pathology Laboratories are used for research purpose also.

**39. List of doctoral, post-doctoral students and Research Associates**

**a) from the host institution/university**

**b) from other institutions/universities**

None

**40. Number of post graduate students getting financial assistance from the university.**

Not Applicable

**41. Was any need assessment exercise undertaken before the development of new program(s)? If so, highlight the methodology.**

No

**42. Does the department obtain feedback from**

**g. Faculty on curriculum as well as teaching-learning-evaluation? If yes, how does the department utilize the feedback?**

The college has a comprehensive system of feedbacks, design, development and implementation of selected key areas of the education system. The faculties provide feedback on curriculum and teaching learning evaluation at the institution level. The college, programs being affiliated to Rajiv Gandhi University of Health Sciences, Bangalore the curriculum adopted by the university is implemented. Faculties being the part of the curriculum committee. Evaluative the curriculum identifies the deficiencies and implement corrective actions through enrichment courses, problem based learning and value added courses on regular basis.



**Students on staff, curriculum and teaching-learning-evaluation and how does the department utilize the feedback?**

Students being members of the different committee of Internal Quality Assurance Cell provide appropriate suggestions for improvement for the key aspects - Curriculum, Teaching Learning and Evaluation and on the performance of the Staff. Few of the feedbacks provided by the student are - feedback on teacher performance, infrastructure, library, courses and programs.

**Alumni and employers on the programs offered and how does the department utilize the feedback?**

The alumni association is registered and meet regularly and conduct annual gathering. During such annual meet alumni provide feedbacks on the courses and programs.

**43. List the distinguished alumni of the department (maximum 10)**

None

**44. Give details of student enrichment programs (special lectures / workshops / seminar) involving external experts.** None

**45. List the teaching methods adopted by the faculty for different programs including clinical teaching.**

Power point presentations

Question – Answer discussion

MCQs Pretest & Posttest of lectures

Practical – Some practical are in the form of demonstration & for some practical students actually gets hands on it.

**46. How does the department ensure that program objectives are constantly met and learning outcomes are monitored?**

The department ensures program objectives are constantly met and learning outcomes are monitored by,

Academic:

Undergraduate students

- Taking feedbacks from students
- Conducting exams/internals
- Conducting monthly tests for weak students
- Conducting viva-voce
- Remedial classes are taken for below average students



- Counseling via mentor system

Postgraduate students

- Taking feedbacks from students

Administrative:

- Conducting departmental meetings
- Monitoring by quality assurance committee of department

**47. Highlight the participation of students and faculty in extension activities.**

Participation of students and faculty in extension activities is as follows,

Co-curricular and extra-curricular activities:

Participation in,

- Sports
- Cultural
- Swatch Bharat Abhiyan

**48. Give details of “beyond syllabus scholarly activities” of the department.**

None

**49. State whether the program/ department is accredited/ graded by other agencies? If yes, give details.**

No

**50. Briefly highlight the contributions of the department in generating new knowledge, basic or applied.** Coordinating with PG programs of other dental departments.

**51. Detail five major Strengths, Weaknesses, Opportunities and Challenges (SWOC) of the department.**

**STRENGTHS**

- Efficient faculty
- ICT enabled teaching
- Mentor system
- Methodological teaching
- Well planned and regularized UG and PG curriculum
- Well documented academic and administrative activities

**WEAKNESS**

The IQAC implemented on the campus review the performance of the critical processes that have impact on the quality of products on regular basis. Continually areas for improvement



are identify in each process and corrective actions are initiated hence no such problem remains so as to effect the product of the system.

#### **OPPURTUNITIES**

- PG enhancement
- Collaborations in PG Research work

#### **CHALLENGES**

- To motivate student towards their approach to study & overall life.
- To set up research laboratory & develop research aptitude in students.

#### **52. Future plans of the department.**

- Reviewing, improving, modifying existing teaching aids
- To established state of the art laboratory.
- Improving research work facility in the department.
- Develop infrastructure and better equipment.
- Automation of reporting.



## Evaluation Report of The Department

**1. Name of the Department:** General & Dental Pharmacology and Therapeutics

**2. Year of establishment :** 1992

**3. Is the Department part of a college/Faculty of the university?**

Yes, a part of Sri Rajiv Gandhi College of Dental Sciences and Hospital Bengaluru.

**4. Names of programs offered (UG, PG, PharmD, Integrated Masters; M.Phil., Ph.D., Integrated Ph.D., Certificate, Diploma, PG Diploma, D.M./M.Ch., Super specialty fellowship, etc.)**

BDS- Bachelor of Dental Surgery.

**5. Interdisciplinary programs and departments involved:**

Basic Science Lecture for MDS Students.

**6. Courses in collaboration with other universities, industries, foreign institutions, etc.:**

None

**7. Details of programs discontinued, if any, with reasons**

No programs have been discontinued by Department.

**8. Examination System: Annual/Semester/Trimester/Choice Based Credit System**

Annual Examinations conducted by RGUHS Karnataka.

**9. Participation of the department in the courses offered by other departments:**

Department participates in various Departmental activities of SRGCDS Dental Departments.

**10. Number of teaching posts sanctioned, filled and actual (Professors/Associate Professors/Asst. Professors/others)**

	Sanctioned	Filled	Actual (including CAS & MPS)
Professor	01	01	01
Associate Professor/Reader	01	00	00
Assistant Professor /Lecturer	02	02	02
Tutor / Clinical Instructor	01	00	00

**11. Faculty profile with name, qualification, designation, area of specialization, experience and research under guidance**

Name	Qualification	Designation	Specialization	Experience as on 31/3/16
Dr.KarikalHanamantharay P	MD	Professor & HOD	Pharmacology	1 Year 10 months
Dr. Ambrish	MD	Assistant Professor	Pharmacology	3 Years 5 months





Name	Qualification	Designation	Specialization	Experience as on 31/3/16
Dr. Gayathri A	MD	Assistant Professor	Pharmacology	6 months

**12. List of senior Visiting Fellows, adjunct faculty, emeritus professors**

The institute encourages full time faculty. However the Dept. utilizes senior faculty when visit Dept. for conducting inspection, examinations etc.

**13. Percentage of classes taken by temporary faculty – program-wise information**

None

**14. Program-wise Student Teacher Ratio:**

As per RGUHS

BDS	32:1
MDS	-

**15. Number of academic support staff (technical) and administrative staff: sanctioned, filled and actual**

	Sanctioned	Filled	Actual
Technical staff			
Administrative staff			

**16. Research thrust areas as recognized by major funding agencies**

None

**17. Number of faculty with ongoing projects from a) national b) international funding agencies and c) Total grants received. Give the names of the funding agencies, project title and grants received project-wise.**

None

**18. Inter-institutional collaborative projects and associated grants received**

**h) National collaboration b) International collaboration**

None

**19. Departmental projects funded by ICMR; DST-FIST; UGC-SAP/CAS, DPE; DBT, ICSSR, AICTE, etc.; total grants received.**

None

**20. Research facility / Centre with**

- state recognition
- national recognition
- international recognition



None

**21. Special research laboratories sponsored by / created by industry or corporate bodies**

None

**22. Publications:**

\* **Number of papers published in peer reviewed journals**

○ **National**

○ **International**

\* **Monographs:**

\* **Chapters in Books: -**

\* **Books edited:**

\* **Books with ISBN with details of publishers: -**

\* **Number listed in International Database (For e.g. Web of Science, Scopus, Humanities International Complete, Dare Database - International Social Sciences Directory, EBSCO host, Medline, etc.) -**

\* **Citation Index – range / average -**

\* **SNIP-**

\* **SJR-**

\* **Impact Factor – range / average -**

\* **h-index -**

**23. Details of patents and income generated**

So far no patents have been filled

**24. Areas of consultancy and income generated**

**25. Faculty selected nationally / internationally to visit other laboratories / institutions / industries in India and abroad**

Department faculty visit other institutions in India to conduct university examinations.

**26. Faculty serving in**

a) **National committees** b) **International committees** c) **Editorial Boards** d) **any other (specify)**

**27. Faculty recharging strategies (Refresher / orientation programs, workshops, training programs and similar programs).**

CDE programme on GCP guidelines was conducted on November 21, 2015



### 28. Student projects

- percentage of students who have taken up in-house projects including inter-departmental projects
- percentage of students doing projects in collaboration with other universities / industry / institute

### 29. Awards / recognitions received at the national and international level by

- Faculty:
- Doctoral / post-doctoral fellows
- Students:

### 30. Seminars/ Conferences/Workshops organized and the source of funding (national / international) with details of outstanding participants, if any.

### 31. Code of ethics for research followed by the departments

Ethical committee of the institution provides the ICMR guidelines for various research projects

### 32. Student profile program-wise:

Name of the Program (refer to question no. 4)	Number of students appeared for pharmacology exam in JUNE 2015	Number of students passed	Pass percentage
BDS	102	70	68.63%

### 33. Diversity of students

### 34. How many students have cleared Civil Services and Defense Services examinations, NET, SET, GATE, USMLE, PLAB, GPAT, NCLEX, CGFNS, IELTS and other competitive examinations? Give details category-wise.

None. These exams are not mandatory for our course. Students interested in taking higher studies may appear in these exams as and when required.

### 35. Student progression

Student progression	Percentage against enrolled
UG to PG	None
PG to M.Phil, DM / M Ch / DNB	None
PG to Ph.D.	None
Ph.D. to Post-Doctoral	None
Employed	
• Campus selection	None
• Other than campus recruitment	50%
Entrepreneurs	None



### 36. Diversity of staff

Percentage of faculty who are graduates of the same university	100%
from other universities within the State	None
from universities from other States	None
from universities outside the country	None

### 37. Number of faculty who were awarded M.Phil., DM, M Ch., Ph.D., D.Sc. and D.Litt. during the assessment period

None

### 38. Present details of departmental infrastructural facilities with regard to

a) **Library:** Total number of books:

b) **Internet facilities for staff and students:** Digital library

c) **Total number of class rooms:** 2

d) **Class rooms with ICT facility and ‘smart’ class rooms:**

Audio Visual Facility in all Classrooms.

e) **Students’ Laboratories:** 1

f) **Research Laboratories:**

Pharmacology Laboratory is used for research purpose also.

### 39. List of doctoral, post-doctoral students and Research Associates

a) **From the host institution/university**

b) **From other institutions/universities**

None

### 40. Number of post graduate students getting financial assistance from the university.

Not Applicable

41. Was any need assessment exercise undertaken before the development of new program(s)? If so, highlight the methodology. No

42. Does the department obtain feedback from

**h. Faculty on curriculum as well as teaching-learning-evaluation? If yes, how does the department utilize the feedback?**

The college has a comprehensive system of feedbacks, design, development and implementation of selected key areas of the education system. The faculties provide feedback on curriculum and teaching learning evaluation at the institution level. The college, programs being affiliated to Rajiv Gandhi University of Health Sciences, Bangalore the curriculum adopted by the university is implemented. Faculties being the part of the curriculum



committee. Evaluative the curriculum identifies the deficiencies and implement corrective actions through enrichment courses, problem based learning and value added courses on regular basis.

**Students on staff, curriculum and teaching-learning-evaluation and how does the department utilize the feedback?**

Students being members of the different committee of Internal Quality Assurance Cell provide appropriate suggestions for improvement for the key aspects - Curriculum, Teaching Learning and Evaluation and on the performance of the Staff. Few of the feedbacks provided by the student are - feedback on teacher performance, infrastructure, library, courses and programs.

**Alumni and employers on the programs offered and how does the department utilize the feedback?**

The alumni association is registered and meet regularly and conduct annual gathering. During such annual meet alumni provide feedbacks on the courses and programs.

**43. List the distinguished alumni of the department (maximum 10)**

**44. Give details of student enrichment programs (special lectures / workshops / seminar) involving external experts.**

Sl. No	Date	Conferences/Workshops/ Hands-on courses conducted by Dept. of oral and maxillofacial surgery
13.	28/05/2011	CPR training programme
14.	13/07/2012	C.D.E programme – “Current advances in maxillofacial and orthognathic surgery”
15.	July 2012	C.D.E programme “ Current perspectives in craniomaxillofacial surgery and facial esthetic problems”
16.	10/07/2013	Hands on CPR training
17.	18/03/2014	C.D.E programme : “Practice management for dentists”
18.	/11/2014	CDE Program on “Oral cancer & oral mucosal lesions” by Dr Thomas

**45. List the teaching methods adopted by the faculty for different programs including clinical teaching.**

The department uses audio visual aids, black board and demonstration methods to teach the students

Division of lecture classes

Theory: 70 Hrs.

Sl. No.	Topics	Duration
1	General Pharmacology: a. Definitions: Pharmacology, drug, Pharmacy, sources of drugs	1 hour



	with examples.	
	b. Pharmacokinetics with clinical implications	2 hours
	c. Routes of drug administration: oral, inhalation, intradermal, subcutaneous, intramuscular, intravenous, intrathecal, perineural & newer drug regimes	1 hour
	d. Pharmacodynamics	2 hours
	e. Pharmacotherapeutics	3 hours
2	Autonomic nervous system	
	a. Sympathomimetics	1 hour
	b. Sympatholytics	2 hours
	c. Cholinomimetics	2 hours
	d. Anticholinergics	2 hours
3	Central nervous system	
	a. Opioid and non-opioid analgesics	2 hour
	b. Local anesthetics	2 hours
	c. Ethyl alcohol	1 hour
	d. General anesthetics	2 hours
	e. Antipsychotics, antidepressants, anxiolytics	2 hours
	f. Sedative hypnotics	2 hours
	g. Antiepileptics	1 hour
4	Cardiovascular drugs	
	a. Cardiac glycosides	1 hour
	b. Antianginal drugs	1 hour
	c. Antihypertensives	1 hour
	d. Diuretics	1 hour
	e. Pharmacotherapy of shock	1 hour
5	Drugs acting on blood	
	a. Coagulants, anticoagulants, fibrinolytics, antiplatelet drugs & styptics	3 hours
	b. Hematinics	3 hours
	c. Vitamin D & Calcium preparations	1 hour
6	Endocrines	
	a. Drugs used in diabetes mellitus	2 hours
	b. Corticosteroids	2 hours
7	Chemotherapy	
	a. Sulfonamides	1 hour
	b. Beta-lactum antibiotics	2 hours
	c. Macrolides and aminoglycosides	1 hour
	d. Broad spectrum antibiotics	1 hour
	e. Antifungal & antiviral agents	2 hours
	f. Metronidazole & fluoroquinolones	1 hour
	g. Antineoplastic drugs	2 hours
	h. Drug therapy of tuberculosis, leprosy & malaria	3 hours
8	Other drugs	
	a. Antihistamines & antiemetics	2 hours
	b. Drugs used in bronchial asthma & cough	1 hour



	c. Drugs used in peptic ulcer	2 hours
	d. Chelating drugs	1 hour
	e. Anthelmintics	2 hours
9	Dental pharmacology	
	a. Fluoride pharmacology	1 hour
	b. Antiseptics, astringents & sialogogues	1 hour
	c. Obtundents, mummifying agents & disclosing agents	1 hour
	d. Prevention and drug therapy of emergencies in dental practice	2 hours

Practicals: 46 Hrs.

Sl. No.	Topic	Duration
1.	Introduction – equipments used in dispensing pharmacy,	2 hours
2.	Prescription – parts & model prescription	2 hours
3.	Demonstration of common dosage forms used in clinical practice	2 hours
4.	Powders and Mixtures	2 hours
5.	Emulsions and suspensions	2 hours
6.	Skin dosage forms	2 hours
7.	Potassium permanganate solution	2 hours
8.	Alba mixture	2 hours
9.	Sodium salicylate mixture	2 hours
10.	Mandle's paint	2 hours
11.	ORS	2 hours
12.	Sodium chloride mouthwash	2 hours
13.	Disclosing solution	2 hours
14.	Tooth paste	2 hours
15.	Tooth powder	2 hours
16.	Thymol powder	2 hours
17.	Medical Prescription writing for 15 general conditions commonly encountered in clinical practice	6 hours
18.	Dental prescription writing for 14 dental conditions commonly encountered in clinical practice	6 hours
19.	Spotters	2 hours

**46. How does the department ensure that program objectives are constantly met and learning outcomes are monitored?**

The department ensures program objectives are constantly met and learning outcomes are monitored by,

Academic:

Undergraduate students

- Taking feedbacks from students
- Conducting exams/internals
- Conducting monthly tests for week students





- Conducting viva-voce
- End posting exams
- Updating log books
- Conducting departmental meetings
- Remedial classes are taken for below average students
- Above average students are encouraged to participate in conferences and present papers/posters
- Counseling via mentor system

Administrative:

- Conducting departmental meetings
- Monitoring by quality assurance committee of department

**47. Highlight the participation of students and faculty in extension activities.**

Participation of students and faculty in extension activities are as follows,

Academic:

- Poster & paper presentations in conferences and conventions
- Quiz competitions
- Conducting CDE program, workshops and hands-on courses

Co-curricular and extra-curricular activities:

Participation in,

- Sports
- Culturals
- Swatch Bharat Abhyan
- Anti-tobacco day
- Oral hygiene day
- World AIDS day
- Oral and Maxillofacial surgeons day
- Blood donation camp in association with shushrutha blood bank
- Annual Hepatitis B vaccination programme for students

**48. Give details of “beyond syllabus scholarly activities” of the department.**

**49. State whether the program/ department is accredited/ graded by other agencies? If yes, give details.**





**50. Briefly highlight the contributions of the department in generating new knowledge, basic or applied.**

Co-ordinating with other student programmes of other departments.

**51. Detail five major Strengths, Weaknesses, Opportunities and Challenges (SWOC) of the department.**

**STRENGTHS**

- Good infrastructure
- Team work and efficient faculty as per DCI requirements
- ICT enabled teaching
- Wi-fi and internet facility
- Mentor system
- Methodological teaching
- Well planned and regularized UG programme
- Well documented academic and administrative activities

**WEAKNESS**

The IQAC implemented on the campus review the performance of the critical processes that have impact on the quality of products on regular basis. Continually areas for improvement are identify in each process and corrective actions are initiated hence no such problem remains so as to effect the product of the system.

**OPPURTUNITIES**

- Funded research projects
- PG enhancement
- Collaborations with dental extension activity organizations
- Treatment cubicles

**CHALLENGES**

- Formulation of Prescription policy for the institute

**52. Future plans of the department.**

- To set up collaborations with other institutes for students and faculty exchange programs.
- To conduct drug utilization study in the institute
- To conduct prescription audits
- To set up a pharmacovigilance unit



## Evaluation Report of the Department

**1. Name of the Department:** Human Physiology and Biochemistry

**2. Year of establishment :** 1992

**3. Is the Department part of a college/Faculty of the university?:**

Yes, a part of Sri Rajiv Gandhi College of Dental Sciences and Hospital Bengaluru.

**4. Names of programs offered (UG, PG, PharmD, Integrated Masters; M.Phil., Ph.D., Integrated Ph.D., Certificate, Diploma, PG Diploma, D.M./M.Ch., Super specialty fellowship, etc.)**

BDS- Bachelor of Dental Surgery.

MDS- Master of Dental Surgery.

**5. Interdisciplinary programs and departments involved:**

Physiology and Biochemistry lectures are conducted for MDS Students.

**6. Courses in collaboration with other universities, industries, foreign institutions, etc.:**

**7. Details of programs discontinued, if any, with reasons**

No programs have been discontinued by Department.

**8. Examination System: Annual/Semester/Trimester/Choice Based Credit System**

Annual Examinations conducted by RGUHS Karnataka.

**9. Participation of the department in the courses offered by other departments:**

Department participates in various Departmental activities of SRGCDS Dental Departments.

**10. Number of teaching posts sanctioned, filled and actual (Professors/Associate Professors/Asst. Professors/others)**

	Sanctioned	Filled	Actual (including CAS & MPS)
Professor	1	1	
Associate Professor/Reader			
Assistant Professor /Lecturer	1	1	
Tutor / Clinical Instructor	2	2	

**11. Faculty profile with name, qualification, designation, area of specialization, experience and research under guidance**

Name	Qualification	Designation	Specialization	No. of Years of Experience
Dr. Sunanda Murthy	M.Sc.; Ph.D Medical	Professor	Biochemistry	34 Years
Dr. Nissi Shaji	M.Sc.	Lecturer, Tutor	Biochemistry	03 Years



Name	Qualification	Designation	Specialization	No. of Years of Experience
Dr. Mita Sarkar	M.Sc.; Ph.D	Associate Professor/Reader	Physiology	9 Years

**12. List of senior Visiting Fellows, adjunct faculty, emeritus professors**

Dr. Lakshminarayan

**13. Percentage of classes taken by temporary faculty – program-wise information**

Not Applicable

**14. Program-wise Student Teacher Ratio:**

As per RGUHS

Ratio	

**15. Number of academic support staff (technical) and administrative staff: sanctioned, filled and actual**

	Sanctioned	Filled	Actual
Technical staff			
Administrative staff			

**16. Research thrust areas as recognized by major funding agencies**

None

**17. Number of faculty with ongoing projects from a) national b) international funding agencies and c) Total grants received. Give the names of the funding agencies, project title and grants received project-wise.**

None

**18. Inter-institutional collaborative projects and associated grants received**

i) National collaboration b) International collaboration

None

**19. Departmental projects funded by ICMR; DST-FIST; UGC-SAP/CAS, DPE; DBT, ICSSR, AICTE, etc.; total grants received.**

None

**20. Research facility / Centre with**

- state recognition
- national recognition
- international recognition



None

**21. Special research laboratories sponsored by / created by industry or corporate bodies**

None

**22. Publications:**

\* **Number of papers published in peer reviewed journals**

○ **National** – 02

○ **International** -

\* **Monographs:** - None

\* **Chapters in Books:** -

\* **Books edited:-**None

\* **Books with ISBN with details of publishers:** -

\* **Number listed in International Database (For e.g. Web of Science, Scopus, Humanities International Complete, Dare Database - International Social Sciences Directory, EBSCO host, Medline, etc.)** -

\* **Citation Index – range / average** -

\* **SNIP**-None

\* **SJR**-None

\* **Impact Factor – range / average** -None

\* **h-index** -None

**23. Details of patents and income generated**

A2 feeding tube for cancer patients – Dr. Anubhav Jannu

**24. Areas of consultancy and income generated**

None

**25. Faculty selected nationally / internationally to visit other laboratories / institutions / industries in India and abroad**

None

**26. Faculty serving in**

a) **National committees** b) **International committees** c) **Editorial Boards** d) **any other (specify)**

Life Time members of KCA

**27. Faculty recharging strategies (Refresher / orientation programs, workshops,**



training programs and similar programs).

**28. Student projects**

- percentage of students who have taken up in-house projects including inter-departmental projects

100%

- percentage of students doing projects in collaboration with other universities / industry / institute

Planning

**29. Awards / recognitions received at the national and international level by**

- Faculty:
- Doctoral / post doctoral fellows :
- Students:

**30. Seminars/ Conferences/Workshops organized and the source of funding (national / international) with details of outstanding participants, if any.**

Seminars, Workshops and CDE programs funded by KLE University, Belgaum: No. 1

**31. Code of ethics for research followed by the departments**

Ethical committee of the institution provides the ICMR guidelines for various research projects

**32. Student profile program-wise:**

Name of the Program (refer to question no. 4)	Applications received	Selected		Pass percentage	
		Male	Female	Male	Female
BDS					
MDS		6	3	100%	100%

**33. Diversity of students**

Name of the Program (refer to question no. 4)	% of students from the same university	% of students from other universities within the State	% of students from universities outside the State	% of students from other countries
MDS	67%	Nil	33%	Nil



**34. How many students have cleared Civil Services and Defense Services examinations, NET, SET, GATE, USMLE, PLAB, GPAT, NCLEX, CGFNS, IELTS and other competitive examinations? Give details category-wise.**

None

**35. Student progression**

<b>Student progression</b>	<b>Percentage against enrolled</b>
UG to PG	None
PG to M.Phil, DM / M Ch / DNB	None
PG to Ph.D.	None
Ph.D. to Post-Doctoral	None
Employed	
• Campus selection	None
• Other than campus recruitment	50%
Entrepreneurs	None

**36. Diversity of staff**

<b>Percentage of faculty who are graduates of the same university</b>	83.3%
<b>from other universities within the State</b>	16.6%
<b>from universities from other States</b>	None
<b>from universities outside the country</b>	None

**37. Number of faculty who were awarded M.Phil., DM, M Ch, Ph.D., D.Sc. and D.Litt. during the assessment period**

None

**38. Present details of departmental infrastructural facilities with regard to**

**a) Library:** Total number of books:

**b) Internet facilities for staff and students:** Nil

**c) Total number of class rooms:** 4

**d) Class rooms with ICT facility and 'smart' class rooms:**

Audio Visual Facility in all Classrooms.

**e) Students Laboratories:** 2

**f) Research Laboratories:**

Biochemistry & Physiology Laboratories are used for research purpose also.

**39. List of doctoral, post-doctoral students and Research Associates**

**a) From the host institution/university**

**b) From other institutions/universities**



None

**40. Number of post graduate students getting financial assistance from the university.**

None

**41. Was any need assessment exercise undertaken before the development of new program(s)? If so, highlight the methodology.**

No

**42. Does the department obtain feedback from**

**i. Faculty on curriculum as well as teaching-learning-evaluation? If yes, how does the department utilize the feedback?**

The college has a comprehensive system of feedbacks, design, development and implementation of selected key areas of the education system. The faculties provide feedback on curriculum and teaching learning evaluation at the institution level. The college, programs being affiliated to Rajiv Gandhi University of Health Sciences, Bangalore the curriculum adopted by the university is implemented. Faculties being the part of the curriculum committee. Evaluative the curriculum identifies the deficiencies and implement corrective actions through enrichment courses, problem based learning and value added courses on regular basis.

**Students on staff, curriculum and teaching-learning-evaluation and how does the department utilize the feedback?**

Students being members of the different committee of Internal Quality Assurance Cell provide appropriate suggestions for improvement for the key aspects - Curriculum, Teaching Learning and Evaluation and on the performance of the Staff. Few of the feedbacks provided by the student are - feedback on teacher performance, infrastructure, library, courses and programs.

**Alumni and employers on the programs offered and how does the department utilize the feedback?**

The alumni association is registered and meet regularly and conduct annual gathering. During such annual meet alumni provide feedbacks on the courses and programs.

**43. List the distinguished alumni of the department (maximum 10)**

None

**44. Give details of student enrichment programs (special lectures / workshops / seminar) involving external experts.**





Sl. No	Date	Conferences/Workshops/ Hands-on courses conducted by Dept. of oral and maxillofacial surgery
19.	28/05/2011	CPR training programme
20.	13/07/2012	C.D.E programme – “Current advances in maxillofacial and orthognathic surgery”
21.	July 2012	C.D.E programme “ Current perspectives in craniomaxillofacial surgery and facial esthetic problems”
22.	10/07/2013	Hands on CPR training
23.	18/03/2014	C.D.E programme : “Practice management for dentists”
24.	/11/2014	CDE Program on “Oral cancer & oral mucosal lesions” by Dr Thomas

**45. List the teaching methods adopted by the faculty for different programs including clinical teaching.**

**46. How does the department ensure that program objectives are constantly met and learning outcomes are monitored?**

The department ensures program objectives are constantly met and learning outcomes are monitored by,

Academic:

Undergraduate students

- Taking feedbacks from students
- Conducting exams/internals
- Conducting monthly tests for week students
- Conducting viva-voce
- End posting exams
- Updating log books
- Conducting departmental meetings
- Remedial classes are taken for below average students
- Above average students are encouraged to participate in conferences and present papers/posters
- Counseling via mentor system

Postgraduate students





- Taking feedbacks from students
- Conducting weekly tests
- Updating check-lists and log books
- Evaluation of seminars, journal clubs and case presentations by check-lists
- Counseling via mentor system

Administrative:

- Conducting departmental meetings
- Monitoring by quality assurance committee of department

**47. Highlight the participation of students and faculty in extension activities.**

Participation of students and faculty in extension activities are as follows,

Academic:

- Poster & paper presentations in conferences and conventions
- Quiz competitions
- Conducting CDE program, workshops and hands-on courses

Co-curricular and extra-curricular activities:

Participation in,

- Sports
- Culturals
- Swatch Bharat Abhyan
- Anti-tobacco day
- Oral hygiene day
- World AIDS day
- Oral and Maxillofacial surgeons day
- Blood donation camp in association with shushrutha blood bank
- Annual Hepatitis B vaccination programme for students

**48. Give details of “beyond syllabus scholarly activities” of the department.**

None

**49. State whether the program/ department is accredited/ graded by other agencies? If yes, give details.**

No

**50. Briefly highlight the contributions of the department in generating new knowledge, basic or applied.**

Co-ordinating with other PG programmes of other departments.

**51. Detail five major Strengths, Weaknesses, Opportunities and Challenges (SWOC) of the department.**



### **STRENGTHS**

- Good infrastructure
- Team work and efficient faculty
- More number of patients
- ICT enabled teaching
- Wi-fi and internet facility
- Mentor system
- Methodological teaching
- Well planned and regularized UG and PG curriculum
- Well documented academic and administrative activities
- Well-equipped OT complex with Boyles' apparatus, fiberoptic intubation kit, Stryker saw kit etc.
- Facial esthetic Clinic
- Advanced diagnostic measures like- RVG

### **WEAKNESS**

The IQAC implemented on the campus review the performance of the critical processes that have impact on the quality of products on regular basis. Continually areas for improvement are identify in each process and corrective actions are initiated hence no such problem remains so as to effect the product of the system.

### **OPPURTUNITIES**

- Funded research projects
- PG enhancement
- Collaborations with dental extension activity organizations
- Treatment cubicles

### **CHALLENGES**

- To meet and cater the needs of out-patients

### **52. Future plans of the department.**



#### 4. Declaration by the Head of the Institution

I certify that that the data included in this Self-Study Report (SSR) are true to the best of my knowledge.

This SSR is prepared by the institution after internal discussions, and no part thereof has been outsourced.

I am aware that the Peer team will validate the information provided in this SSR during the peer team visit.

Signature of the Head of the institution

with seal:

**PRINCIPAL**

**Sri Rajiv Gandhi College of Dental Sciences & Hospital  
Cholanagar, Bangalore-50 032**

Place: *Bangalore*

Date: *9/7/2016*





### Certificate of Compliance

(Affiliated/Constituent/ Autonomous Colleges and Recognized Institutions)

This is to certify that **Sri Rajiv Gandhi College of Dental Sciences and Hospital,**  
Bangalore fulfils all norms

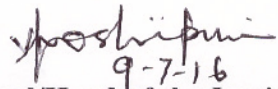
1. Stipulated by the affiliating University and/or
2. Regulatory Council/Body [such as UGC, DCI, etc.] and
3. The affiliation and recognition [if applicable] is valid as on date.

In case the affiliation / recognition is conditional, then a detailed enclosure with regard to compliance of conditions by the institution will be sent.

It is noted that NAAC's accreditation, if granted, shall stand cancelled automatically, once the institution loses its University affiliation or Recognition by the Regulatory Council, as the case may be.

In case the undertaking submitted by the institution is found to be false then the accreditation given by NAAC is liable to be withdrawn. It is also agreeable that the undertaking given to NAAC will be displayed on the college website.

Date: 9/7/2016  
Place: Bangalore

  
9-7-16  
**Principal/Head of the Institution**  
(Name and Signature with Office seal)  
**PRINCIPAL**  
**Sri Rajiv Gandhi College of Dental Sciences & Hospital**  
**Cholanagar, Bangalore-50 032**