

PART - A

The Annual Quality Assurance Report (AQAR) of the IQAC (For Health Sciences Colleges)

Data of the Institution

(Data may be captured from IIQA)

1. Name of the Institution:

SRI RAJIV GANDHI COLLEGE OF DENTAL SCIENCES AND HOSPITAL

• Name of the Head of the Institution:

DR SUSHANT ANANT PAI

• Designation:

PRINCIPAL AND HOD, DEPT OF PROSTHODONTICS

• Does the institution function from its own campus?

YES

• Phone No. of the Principal

918023335958

• Alternate Phone No:

• Mobile No. (Principal):

9845050002

• Registered Email ID (Principal):

principal@srgcds.ac.in

• Alternate Email ID:

• Address:

Cholanagar, R T Nagar Post

• City/Town:

Bangalore

• State/UT:

Karnataka

• Pin Code:

560032

2. Institutional status:

Yes

- Affiliated College :
- Type of Institution:
- Location :
- Financial Status:
- Name of the Affiliating University:
- Name of the IQAC Co-ordinator :
- Mobile no:
- IQAC E-mail ID:
- Alternate Email ID:

3. Website address:

<https://www.srgcds.ac.in/sites/default/files/AQAR%20%2008-08-2018.pdf>

4. Was Academic Calendar prepared during the year?

YES

<https://www.srgcds.ac.in/sites/default/files/AQAR%202018-2019%20to%20upload.pdf>

5. Accreditation Details:

Cycle	Grade	CGPA	Year of Accreditation	Validity Period
1 st	B ⁺	2.71	2017	from 2017: to: 2022
2 nd	-	-	-	from: to:
3 rd	-	-	-	from: to:
4 th	-	-	-	from: to:
5 th	-	-	-	from: to:

6. Date of Establishment of IQAC:

13/05/2015

7. Provide the list of funds by Central/ State Government-UGC/CSIR/DST/DBT/ICMR/TEQIP/World Bank/CPE of UGC etc.

Institution/ Department/Faculty	Scheme	Funding agency	Year of award with duration	Amount
-	-	-	-	-

8. Is the composition of IQAC as per latest NAAC guidelines:

Yes

*upload latest notification of formation of IQAC

<https://www.srgcds.ac.in/sites/default/files/AQAR%202018-2019%20to%20upload.pdf>

9. No. of IQAC meetings held during the year:

4

<https://www.srgcds.ac.in/sites/default/files/AQAR%202018-2019%20to%20upload.pdf>

Have the minutes of IQAC meeting and compliance to the decisions have been uploaded on the institutional website - **Yes**

10. Did IQAC received funding from any of the funding agency to support its activities during the year? - **No**

11. Significant contributions made by IQAC during the current year (maximum five bullets)

- **Participation in NIRF**
- **Research collaboration**
- **Enhanced quality of patient care**
- **Audit of publications by faculty evaluated by Chairperson IQAC**
- **Academic administrative audit conducted**

12. Plan of action chalked out by the IQAC in the beginning of the Academic year towards

Plan of Action	Achievements/Outcomes
----------------	-----------------------

<ul style="list-style-type: none"> • Collaborative research with external institutions • Increase the output in terms of publications in PubMed indexed journals 	<ul style="list-style-type: none"> • MOUs signed with external institutions to increase research outputs • Scientific papers have been sent for publication in various journals that are PubMed indexed.
--	--

13. Whether the AQAR was placed before statutory body?

No

14. Does the Institution have Management Information System?

Yes

If yes, give a brief description and a list of modules currently operational.
(Maximum 100-200 words)

Modules currently operational	Chairperson	E mail id
COMMITTEE FOR CURRICULUM ACTIVITIES	Dr. Aditi Bose	dr.aditi2010@gmail.com
COMMITTEE FOR CO-CURRICULAR ACTIVITIES	Dr. Keerthi R	drkeerthi81@gmail.com
COMMITTEE FOR TIME TABLE & ANNUAL CALENDAR OF EVENTS	Dr. Anadha	anadha@gmail.com
COMMITTEE FOR SLOW LEARNERS AND	Dr. Bhavana	bhavanatv@gmail.com

MENTORING			
COMMITTEE FOR RESEARCH DEVELOPMENT AND SUSTENANCE	Dr. Pooja Sinha		Vibhavn86@gmail.com
COMMITTEE FOR LIBRARY ADVISORY COMMITTEE	Dr. Vijay Raghavan		vijaykepu@yahoo.com
COMMITTEE FOR FACULTY DEVELOPMENT AND TEACHERS QUALITY	Dr. Durga		dr_durga@hotmail.com
COMMITTEE FOR DENTAL EDUCATION COMMITTEE	Dr. Mahalakshmi IP		i.pmahalahshmi@yahoo.co.in
COMMITTEE FOR NATIONAL AND INTERNATIONAL LINKAGES	Dr. Smitha Juno		smithagujjarb@gmail.com
COMMITTEE FOR CONSULTANCY & COLLABORATION	Dr. Umme Azher		drummeazher@yahoo.com
COMMITTEE FOR INSTITUTIONAL ETHICAL COMMITTEE	Dr. Pooja Sinha		drhnsanthosh29@yahoo.co.in
COMMITTEE FOR IT FACILITIES SMART CLASS MAINTENANCE	Dr. Alex		naacitb.rgdc@gmail.com
COMMITTEE FOR POLICIES, PROCEDURES	Dr. Vijay Raghava		vijaykepu@yahoo.com

& PRACTICES		
COMMITTEE FOR FINANCE COMMITTEE	Dr. Shanthanalakshmi CB	drabhnavdiwan@yahoo.co.in
COMMITTEE FOR INFRASTRUCTURE MAINTENANCE & UPGRADATION	Dr. Parth	i.pmahalahshmi@yahoo.co.in
COMMITTEE FOR STUDENTS WELFARE	Dr. Yogesh	anuyogi143@gmail.com
COMMITTEE FOR STAFF WELFARE	Dr. Md Imran	dr.mohdimran22@gmail.com
COMMITTEE FOR SUPPORT SYSTEM MANAGEMENT	Dr. Divya Reddy	divyacreddy@yahoo.com
COMMITTEE FOR ANTI RAGGING SQUAD COMMITTEE	Dr. Shiraz Pasha	shiraz_pasha@yahoo.co.in
COMMITTEE FOR SEXUAL HARASSMENT ELIMINATION COMMITTEE	Dr. Aditi Bose	dr.aditi2010@gmail.com
COMMITTEE FOR WOMEN EMPOWERMENT	Sri S Sunil	
COMMITTEE FOR HOSPITAL INFECTION CONTROL	Dr. Hemavathi	
COMMITTEE FOR	Dr.	nandaprasadshetty@yahoo.c

CONDEMNATION COMMITTEE	Nandaprasad	om
COMMITTEE FOR FEED BACK ANALYSIS	Dr. Umamaheswari B	badveluu@gamil.com
COMMITTEE FOR STAKE HOLDERS GRIEVANCE REDRESSAL	Dr. Shiraz Pasha	shiraz_pasha@yahoo.co.in
COMMITTEE FOR EXTENSION ACTIVITIES & ISR	Dr. Navya R Shetty	drnavyashetty@rediffmail.com
COMMITTEE FOR CULTURAL ACTIVITIES	Dr. Mita Sarkar	sarkarmita@gmail.com
COMMITTEE FOR PHYSICAL EDUCATION	Dr. Alex	
COMMITTEE FOR ALUMNI ASSOCIATION ADVISORY COMMITTEE	Dr. Smitha	Karthik.844@gmail.com
COMMITTEE FOR PARENT TEACHER MEETING	Dr. Umme Azher	drummeazher@yahoo.com
COMMITTEE FOR BEHAVIORAL MONITORING & COUNSELING	Dr. Madhuri	dr_durga@hotmail.com
COMMITTEE FOR PLACEMENT AND COMPETITIVE EXAMINATION	Dr. Divya Reddy	divyacreddy@yahoo.com

COMMITTEE FOR MAGAZINE AND ANNUAL REPORTS	Dr. Parth	
COMMITTEE FOR ENVIRONMENT CONSCIOUS AND BEST PRACTICES	Dr. Yashwanth	naacitb.rgdc@gmail.com
COMMITTEE FOR RESULT ANALYSIS	Dr. Nonitha S	nonitasdr@yahoo.com
COMMITTEE FOR EXAMINATION GRIEVANCES REDRESSAL	Dr. Umme Azhar	drummeazher@yahoo.com
COMMITTEE FOR IDM AND JOURNAL	Dr. Keerthi R	drkeerthi81@gmail.com
COMMITTEE FOR DIGITAL EVALUATION	Dr. Yogesh TL	anuyogi143@gmail.com
COMMITTEE FOR EXAMINATION	Dr. Umesh Yadalam	dr_y_umesh@yahoo.co.in

3. Extended Profile of the Institution

1. Students:

1.1 Number of students during the year

Year	2020 - 2021
Number	401

1.2 Number of outgoing/ final year students during the year

Year	2020 - 2021
Number	151

1.3 Number of first year students admitted during the year

Year	2020 - 2021
Number	59

2. Teachers:

2.1 Number of full time teachers during the year

Year	2020 - 2021
Number	68

2.2 Number of Sanctioned posts during the year

Year	2020 - 2021
Number	28

3. Institution:

3.1 Total expenditure excluding salary during the year (INR lakhs)

Year	2020 - 2021
Number	5,49,13,304/-

Criterion 1 – Curricular Aspects

1.1 Curricular Planning and Implementation

1.1.1 The Institution ensures effective curriculum planning, delivery and evaluation through a well defined process as prescribed by the respective regulatory councils and the affiliating University

The Institution ensures effective curriculum planning, delivery and evaluation through a well defined process as prescribed by the respective regulatory councils and the affiliating University.

The academic programs and curriculum designed by Rajiv Gandhi University of Health Sciences (RGUHS) as per the guidelines of Dental Council of India (DCI) are followed by the college. These programs are designed in such a way so as to facilitate the overall professional development of the students.

The goals and objectives of the institute are reflected in the following academic programs. The institute provides educational programs leading to Bachelor's degree in dental surgery and Master's Degree in eight dental specialities. In addition to adhering to the curriculum laid down by the regulatory bodies, the institute has value added programs which contribute to character building and overall professional development of the students. The objectives of the curriculum and academic programs are to provide training to the students, so that they can achieve the expected skills and competencies which are then assessed by quarterly internals, as well as year-end university exams.

Using these skills, the alumnus practice dentistry and serve the community to meet oral health needs of the population. The institute also encourages research activities in all the departments thus fulfilling its objective to foster research for the advancement of dental practice. Along with the research projects the institute is also involved in arranging CDE programs which facilitate the advancement of knowledge

1.1.2 Number of fulltime teachers participating in BoS /Academic Council of Universities during the year.

Year	No. of full time teachers participating in BOS of universities	No. of full time teachers participating in academic council of universities	Total No of teachers
2016-2017	-	-	58
2017-2018	-	-	58
2018-2019	2	-	58
2019-2020	-	-	58
2020-2021	-	-	58

✖

Programme with code	Date of introduction	Course with code	Date of introduction
-	-	-	-

1.2 Academic Flexibility

1.2.1 Number of inter-disciplinary / inter-departmental courses /training across all the Programmes offered by the College during the year

1.2.2 Number of students enrolled in subject-related Certificate/ Diploma / Add-on courses as against the total number of students during the year

1.3 Curriculum Enrichment

1.3.1. The Institution integrates cross-cutting issues relevant to gender, environment and sustainability, human values, health determinants, Right to Health and emerging demographic issues and Professional Ethics into the Curriculum as prescribed by the University / respective regulative councils

The Institution enriches curriculum on issues relevant to gender, environment and sustainability, human values and professional ethics by incorporating few topics in the curriculum. Ethics and human values are important dimensions of dental profession. The code of ethics prescribed by the regulatory bodies as well as professional association serves as a guiding spirit in distinguishing between right and wrong. The college strictly follows government rules for disposal of biomedical wastes. Colour coding is available for segregation before disposal. Rain water harvesting is available to reutilize the stored rain water for the future needs. Waste water recycling is done in the campus which is treated and reused for gardening and other purposes. The college identifies crosscutting issues and incorporates one or more stand-alone programs. The college promotes gender equity in curriculum and in extracurricular activities for both staff and students. The institution organises orientation/induction program which addresses the situation and need of both men and women with a view to support gender equality, work life balance etc.

Programme with code	Date of introduction	Course with code	Date of introduction
-	-	-	-

1.3.2. Number of value-added courses offered during the year that impart transferable and life skills

Value added courses	Date of introduction	Number of times conducted during the year	Number of students enrolled
CPR AED IV – IM Training Programme	07/03/2022	1	141

This training programme was conducted by Nightingales Lifesaving Services which involves a distinguished team of medical professionals to provide training in CPR and first aid techniques. (CPR AED IV-IM)

This programme was monitored by staff of Oral and Maxillofacial Surgery namely Dr. Akshay Shetty, Dr. Mohammed Imran, Dr. Nida Ahmed and Dr .Hemavathi U.

A Total number of 141 candidates attended the programme, the breakup being

Date	Batch
07-03-2022	Final year BDS
08-03-2022	Final year BDS
10-03-2022	Final year BDS
11-03-2022	Postgraduates
14-03-2022	Postgraduates + House Surgeons +Staff
15-03-2022	House Surgeons

1.3.3. Number of students enrolled in the value-added courses during the year

Value added courses	Date of introduction	Number of times conducted during the year	Number of students enrolled
---------------------	----------------------	---	-----------------------------

CPR AED IV – IM Training Programme	07/03/2022	1	141
Cleft surgery under Smile Train at Mahaveer Jain Hospital	31/10/2021	1	1
CDE Programme on Modern Day Oral Hygiene Aids	25/03/2021	1	56
Composite Restoration	18/06/2021	1	55
Thermoplastisized Obturation Technique	24/8/2020	1	8
Covid Protocols and Sterilization	9/05/2020	1	7

1.3.4 Number of students undertaking field visits/Clinical / industry internships/research projects/industry visits/community postings (data for the academic year)

LIST OF DENTAL CAMPS CONDUCTED -2020

SL.NO	DATE	DENTAL CAMP HELD	NO OF PATIENTS
1.	02-01-2020	NIGHTINGALES SANDHYA SURAKSHA OLD AGE HOME, ANEPALYA	39
2.	04-01-2020	NIGHTINGALES SANDHYA KIRAN OLD AGE HOME, RICHMOND TOWN	28
3.	06-01-2020	TATA MOTORS,YESHWANTHPUR, ORGANISED BY MILLENIUM BLOOD BANK	56
4.	08-01-2020	PRO-VISION ASIA, SULTHANPALYA	57
5.	12-01-2020	DR. ANNIE BESANT SCOUTS AND GUIDES TRAINING AND CAMPING CENTRE,DODDALAPUR	43

6.	13-01-2020	GOVERNMENT PRIMARY AND HIGH SCHOOL ORGANISED BY SRI SWAMI VIVEKANANDA KANNADA YOUTH ASSOCIATION (NATIONAL YOUTH DAY)	753
7.	14-01-2020	FLIPKART OFFICE, YESHWANTHPUR	32
8.	18-01-2020	RAINBOW HOMES, JALAHALLI CROSS	85
9.	19-01-2020	ST.JAMES CSI MALAYALAM CHURCH,KAMMANAHALLI	59
10.	21-01-2020	FEDERAL MOGHUL POWER TRAIN, YELAHANKA	67
11.	22-01-2020	ARCADIA MONTESSORI,CHAMUNDINAGAR	39
12.	27-01-2020	SREE VATSALYA MAHILA TRUST, VIJAYANAGAR ORG BY LIONS CLUB	42
13.	26-01-2020	SRI VINAYAKA LAYOUT RESIDENT'S WELFARE ASSOCIATION, BHOOPSANDRA	44
14.	31-01-2020	POLICE STATION, R.T.NAGAR	54
15.	01-02-2020	ADARSHA PUBLIC SCHOOL,R.T.NAGAR	197
16.	02-02-2020	SRI RAM MANDIR CHOULTRY,RAJAJINAGAR ORG BY S.B. SOCIAL WELFARE CHARITY(GENERAL PUBLIC CAMP)	98
17.	03-	GOVT. KANNAFA PRIMARY SCHOOL, BDA LAYOUT,	154

	02-2020	LINGARAJPURAM ORG BY VATSLAYA TRUST	
18.	05-02-2020	TRAFFIC POLICE STATION, R.T.NAGAR (WORLD CANCER DAY)	29
19.	06-02-2020	GRACE INTERNATIONAL SCHOOL, SHAMPURA	902
20.	09-02-2020	CHAMUNDINAGAR,ORG BY KARNATAKA YOUTH SECULAR ORGANISATION (GENERAL PUBLIC CAMP)	88
21.	12-02-2020	BLOOMING KIDS,ANANDNAGAR	18
22.	13-02-2020	BBMP PRIMARY HEALTH CENTRE, CHOLANAGAR	13
23.	15-02-2020	GOVERNMENT KANNADA SCHOOL K.G.HALLI,ORGANISED BY KARNATAKA DALIT & MINORITY ASSOCIATION	86
24.	16-02-2020	ST.PAUL THE HERMIT CHURCH,V.NAGENAHALLI	47
25.	17-02-2020	KIDS CUBE,JAKKUR	19
26.	19-02-2020	REVA UNIVERSITY,KATTIGENAHALLI,YELAHANKA(ORGANISED BY JEEVARAKSHA VOLUNTARY BLOOD BANK) (BLOOD DONATION CAMP)	192
27.	20-02-2020	P & T QUARTERS,KAVALBYRSANDRA (ORGANISED BY LCB SURAKSHA)	32
28.	22-02-	SRI MALLE MAHADESHWARASWAMY TEMPLE,CHAMRAJPET	41

SL.NO	DATE	GENERAL PUBLIC CAMP	NO OF PATIENTS
29.	23-02-2020	ST. THOMAS ORTHODOX CHURCH,DODDA BANASWADI, COX ROAD(ORGANISED BY HEVARAKSHA VOLUNTARY BLOOD BANK)	46
30.	23-01-2021	GOVERNMENT'S SOCIETY OF HANAYANAH ORGANISED BY HMR NATIONAL COLLEGE)	2156
31.	25-01-2021	GOVT WOMEN'S POLYTECHNIC COLLEGE,K.R.CIRCLE BBMP PRIMARY HEALTH CENTRE,MUNIREDDYPALYA	86
3.	20-02-2021	GOVT BIOFERTILIZER CENTRE,HEBBAL	04
32.	05-02-2021	GOVERNMENT ARTS COLLEGE,K.R.CIRCLE ORG BY HEVARAKSHA BLOOD BANK,	24
4.	02-02-2021	KARNATAKA SEEDS CORPORATION,HEBBAL	06
33.	09-02-2021	POLICE STATION,HEBBAL IN VIEW OF DENTIST DAY, KSRTC DEPOT,DODDABALLAPURA ORGANISED BY SB SOCIAL WELFARE CHARITABLE TRUST	58 ³
6.	04-02-2021	PASHU BHAVAN,HEBBAL IN VIEW OF WORLD SUMANGALI SEVASHRAM,CHOLANAGAR	43
34.	07-03-2021	CANCER DAY (IN VIEW OF WOMEN'S DAY) BMTC BUS DEPOT,PENYA)	15
7.	20-02-2021		69
8.	17-02-2021	BMTC BUS DEPOT,HENNUR	63
9.	19-02-2021	BMTC BUS DEPOT,MS PALYA	62
10.	23-02-2021	BMTC BUS DEPOT,SHIVAJINAGAR	09
11.	25-02-2021	BMTC BUS DEPOT,KALYANAGAR	32
12.	02-03-2021	BMTC BUS DEPOT,YESHWANTPUR	45
13.	06-03-2021	BMTC BUS DEPOT,RT NAGAR IN VIEW OF DENTIST DAY	55
14.	07-03-2021	GENERAL PUBLIC CAMP AT PONNAPANNA LAYOUT,YELAHANKA ORGANISED BY ROTARY CLUB	30

LIST OF DENTAL CAMPS CONDUCTED -2021

		IN VIEW OF INTERNATIONAL WOMEN'S DAY	
15.	08-03-2021	GENERAL PUBLIC CAMP AT AMBEDKAR BHAVAN, YELAHANKA ORGANISED BY ROTARY CLUB IN VIEW OF INTERNATIONAL WOMEN'S DAY	55
16.	09-03-2021	GENERAL PUBLIC CAMP AT MALEMAHADESHWARA TEMPLE, CHAMRAJPET ORGANISED BY SAVSHAMATA CHARITABLE TRUST	26
17.	10-03-2021	BMTC BUS DEPOT, MAJESTIC	24
18.	12-03-2021	BMTC BUS DEPOT, YELAHANKA	32
19.	18-03-2021	PARVATI CHARITABLE TRUST, OLD AGE HOME, BYATRAYANAPURA IN VIEW OF INTERNATIONAL WOMEN'S DAY	18
20.	07-04-2021	SUKRUPA EDUCATION CENTRE, CHOLANAGAR- SOCIODRAMA ON CORONA AWARENESS WITH DISTRIBUTION OF ORAL HYGIENE AIDS IN VIEW OF WORLD HEALTH DAY	10 TH GRADERS
21.	05-08-2021	SUMANGALI SEVA ASHRAM, CHOLANAGAR IN VIEW OF ORAL HYGIENE DAY	27
22.	02-09-2021	GENERAL PUBLIC CAMP AT KAVALBYRASANDRA ORGANISED BY LIONS CLUB	33
23.	05-09-2021	GENERAL PUBLIC CAMP AT SUVARNA KARNATAKA KERALA SAMAJAM, SULTANPALYA ORGANISED BY LIONS CLUB IN VIEW OF TEACHERS DAY	34
24.	13-09-2021	TRAFFIC POLICE STATION, HEBBAL	29
25.	15-09-2021	TRAFFIC POLICE STATION, R T NAGAR	20
26.	17-09-2021	TRAFFIC POLICE STATION, YELAHANKA	28
27.	22-09-2021	NEED BASE INDIA, GOVERNMENT HIGHER PRIMARY GIRLS SCHOOL PREMISES, SRIRAMPURA ORGANISED BY LIONS CLUB	

1.4 Feedback System

1.4.1. Mechanism is in place to obtain structured feedback on curricula/syllabi from various stake holders

- | | | | | |
|--------------------|--------------------|---------------------|------------------|-------------------|
| 1) Students
Yes | 2) Teachers
Yes | 3) Employers
Yes | 4) Alumni
Yes | 5) Parents
Yes |
|--------------------|--------------------|---------------------|------------------|-------------------|

1.4.2 Feedback on curricula and syllabi obtained from stakeholders is processed in terms of:

- a) Teachers feedback by students
- b) Central library feedback by students
- c) Infrastructure feedback by students
- d) Course feedback by students
- e) Evaluation of organization by staff
- f) Alumini feedback by former students
- g) Service feedback by patients
- h) Parents feedback by parents of students

Evaluated sheets are collected and data is recorded in excel sheets for further statistical analysis. The tabulated data is statistically analysed and the short comings are identified which are to be reported at the IQAC Associate Deans meeting to forward to the respective committee. Periodic IQAC meetings are then conducted, and performance review and stake holders are informed about necessary corrective action

Criterion 2- Teaching- Learning and Evaluation

2.1 Student Enrolment and Profile

2.1.1. Due consideration is given to equity and inclusiveness by providing reservation of seats to all categories during the admission process.

Number of seats filled against seats reserved for various categories as per applicable reservation policy during the year

Number of students admitted from the reserved categories as per GOI or State Government norms during year.

Year	BDS			MDS		
	SC	ST	OBC	SC	ST	OBC
2016-17	6	2	-	1	-	1
2017-18	7	2	21	1	-	-
2018-19	6	1	4	-	-	2
2019-20	7	2	-	2	2	1
2020-21	10	3	-	-	-	1

2.1.2 Number of seats filled in for the various programmes as against the approved intake

Number of seats filled-in for various programmes offered by the College as against the approved intake during the year:

Year	BDS	MDS
2016-17	92	21
2017-18	68	16
2018-19	100	23
2019-20	100	21
2020-21	59	20

2.1.3 Number of Students enrolled demonstrates a national spread and includes students from other states

Year	BDS		MDS
	Non -Karnataka	NRI	Non-Karnataka
2016-17	44	3	11
2017-18	20	-	11
2018-19	36	-	15
2019-20	36	1	9
2020-21	13	-	11

2.2. Catering to Student Diversity

2.2.1. The Institution assesses the learning levels of the students, after admission and organizes special Programmes for advanced learners and slow performers

- Assessment of the behaviour of the students and their ability to cope with being away from home, new subjects, tests, exams and syllabus is done and identifying the students having difficulty in English and conducting classes to improve the same.
- The foreign students (for eg: Iranian students and students from other nationalities, those who are having a difficulty in talking, speaking and writing English are sent for English language classes. This will help the students to comprehend what is done in class, communicate better with peers and teachers, develop confidence and perform better in examinations.
- The postgraduate students who have difficulty in English language are sent for English classes, that will help them to present good seminars, journal presentations, paper and poster presentations in conferences.
- Students take up a baseline assessment. Students have been divided into two groups based on the performance in the assessment.
- Also attached is the programme schedule for each of the groups including details of timing, duration and course content

Communication skills enhancement Programme Schedule			
No. sessions: 20		Duration per session: 1.5 hours	
Session Number	Days	Content	
		Communication skills	Enabling skills
1	Mon	Giving and seeking advice	Vocabulary - common phrases and expressions
2	Wed	Speaking hypothetically	Common errors in English usage - usage of 'the'

3	Fri	Giving reasons, causes and consequences	Listening skills - factual listening
4	Mon	Seeking details	Common errors in English usage - verb tenses
5	Wed	Giving / Supporting opinions	Common errors in English usage - s-v agreement
6	Fri	Contrasting	Reading skills - finding specific information
7	Mon	Clarifying	Vocabulary - Measure words
8	Wed	Elaborating	Vocabulary - Time expressions
9	Thu	Exploring options	Sentence structure - sentence fragments
10	Mon	Classifying	Writing skills - punctuation

11	Wed	Conceding, making a point	Pronunciation commonly mispronounced words
12	Fri	Giving instructions	Sentence structure - run-in sentences
13	Mon	Checking for understanding	Sentence structure - dangling modifiers
14	Wed	Analyzing problems	Reading skills - sequencing

15	Fri	Sensitive situations - Expressing displeasure	Common errors in English usage - Indirect questions
16	Mon	Commenting	Vocabulary - phrasal verbs
17	Wed	Paraphrasing	Listening skills - drawing inferences
18	Fri	Making short presentations	Practice for presentations
19	Mon	Making short presentations	Practice for presentations
20	Wed	Final Presentations	Final Presentations

	Programme Schedule	
No. sessions: 20		
		Duration per session: 1.5 hours

Session Number	Days	Content	
		Communication skills	Enabling skills
1	Tue	Giving and seeking advice	Vocabulary - common phrases and expressions
2	Thu	Speaking hypothetically	Common errors in English usage - usage of 'the'
3	Sat	Giving reasons, causes and consequences	Listening skills - factual listening
4	Tue	Seeking details	Common errors in English usage - verb tenses
5	Thu	Giving / Supporting opinions	Common errors in English usage - s-v agreement
6	Sat	Contrasting	Reading skills - finding specific information
7	Tue	Clarifying	Vocabulary - Measure words
8	Thu	Elaborating	Vocabulary - Time expressions
9	Sat	Exploring options	Sentence structure - sentence fragments
10	Tue	Classifying	Writing skills - punctuation

11	Thu	Conceding, making a point	Pronunciation commonly mispronounced words
12	Sat	Giving instructions	Sentence structure - run-in sentences
13	Tue	Checking for understanding	Sentence structure - dangling modifiers
14	Thu	Analyzing problems	Reading skills - sequencing
15	Sat	Sensitive situations - Expressing displeasure	Common errors in English usage - Indirect questions
16	Tue	Commenting	Vocabulary - phrasal verbs
17	Thu	Paraphrasing	Listening skills - drawing inferences
18	Sat	Making short presentations	Practice for presentations
19	Tue	Making short presentations	Practice for presentations
20	Thu	Final Presentations	Final Presentations

Spoken Kannada Programme Schedule

Duration of the training : 30 hours

No. sessions: 20

Batch No: 1

Duration per session: 1.5 hours

Timings: 3.40p.m.-5.10p.m.

Session Number	Date	Days	Content - Oral Kannada skills
			Communication skills
1		Mon	Introducing yourself
2		Wed	Things around us
3		Fri	Everyday actions
4		Mon	People and animals around us
5		Wed	Time words - Time of the day
6		Fri	Numbers and counting in Kannada
7		Mon	Words for quantity
8		Wed	Enquiring about others - friends, patients etc.,
9		Thu	Talking about culture and celebrations
10		Mon	Review & Mid-term

			assessment
11		Wed	Words for positions and places
12		Fri	Asking and giving directions
13		Mon	Expressing emotions - happiness and Wishing others
14		Wed	Talking about health
15		Fri	Analyzing problems
16		Mon	Talking about food
17		Wed	Asking and answering questions
18		Fri	Talking about travel and transport
19		Mon	Review + Practice for presentation
20		Wed	End assessment + Final Presentation

2.2.2. Student - Fulltime teacher ratio (data for the academic year)

Number of students enrolled in the institution(UG)	Number of students enrolled in the institution(PG)	Number of full time teachers available in the institution teaching only UG courses	Number of full time teachers available in the institution teaching only PG courses	Number of teachers teaching both UG and PG courses
---	---	--	--	--

STUDENT LIST

StudentName	StudentId	BatchName	Catogery
DR NEHA KAUSAR	1-SRGCDS-2020-MDS - Prosthodontics	2020-2021	PQO
DR ZULEKHA AGA	2-SRGCDS-2020-MDS - Prosthodontics	2020-2021	PQO
DR WIQUAR MUNEER	1-SRGCDS-2020-MDS - Pedodontics	2020-2021	PQO
DR UDDIPTA CHATTOPADHYAY	1-SRGCDS-2020-MDS - Oral Surgery	2020-2021	MGT
DR ADITYA IYENGAR	2-SRGCDS-2020-MDS - Oral Surgery	2020-2021	PQO
DR RANA AFREEN NOOR	2-SRGCDS-2020-MDS - Pedodontics	2020-2021	GOVT
DR VANDANA CHANDRAN	3-SRGCDS-2020-MDS - Pedodontics	2020-2021	PQO
DR T RACHITA	1-SRGCDS-2020-MDS - Periodontics	2020-2021	PQO
DR SONALI RANKA M	1-SRGCDS-2020-MDS- Conservative Dentistry	2020-2021	PQO
DR ALURU YASASWINI	1-SRGCDS-2020-MDS-Orthodontics	2020-2021	MGT
DR AMULYA V	2-SRGCDS-2020-MDS - Periodontics	2020-2021	PQO
DR ARSHIYA FIRDOUS MOHAMMADI	3-SRGCDS-2020-MDS - Periodontics	2020-2021	GOVT
DR VAISHNAVI V S	1-SRGCDS-2020-MDS - Oral Medicine	2020-2021	UQS
DR SANAKI SHREYANS RAVINDRA	3-SRGCDS-2020-MDS - Oral Surgery	2020-2021	PQO
DR BHARATHI S	2-SRGCDS-2020-MDS- Conservative Dentistry	2020-2021	MGT
DR JEEVANA P	2-SRGCDS-2020-MDS-Orthodontics	2020-2021	PQO
DR JAIN GEORGE	1-SRGCDS-2020-MDS - Oral Pathology	2020-2021	UQS
DR SAMHITA M	3-SRGCDS-2020-MDS - Prosthodontics	2020-2021	GOVT

DR. MUHAMMED BILAL. M	3-SRGCDS-2020-MDS- Conservative Dentistry	2020-2021	MGT
DR. SUMAIYYA HANEEN	3-SRGCDS-2020-MDS-Orthodontics	2020-2021	MGT
DEEPTHI. P	1-A-SRGCDS-2020-BDS	2020-2021	GOVT
POOJA SIDHARTH	2-A-SRGCDS-2020-BDS	2020-2021	UQS
SHIVANI G BABU	3-A-SRGCDS-2020-BDS	2020-2021	UQS
DEEPA MUDGAL	4-A-SRGCDS-2020-BDS	2020-2021	GOVT
TANYA SURYAKANT SUNAGAR	5-A-SRGCDS-2020-BDS	2020-2021	PQO
VEEKSHA. B. V	6-A-SRGCDS-2020-BDS	2020-2021	GOVT
HITHYSHINI. B. S	7-A-SRGCDS-2020-BDS	2020-2021	GOVT
HARSHITHA. R	8-A-SRGCDS-2020-BDS	2020-2021	GOVT
SHREYA SHRIVASTAVA	9-A-SRGCDS-2020-BDS	2020-2021	GOVT
ARAVINDA. S	10-A-SRGCDS-2020-BDS	2020-2021	GOVT
NITISH A NAYAKA	11-A-SRGCDS-2020-BDS	2020-2021	UQS
SANGARAJU SRI LAKSHMI SATHWIKA	12-A-SRGCDS-2020-BDS	2020-2021	UQS
NOOR UL SABA	13-A-SRGCDS-2020-BDS	2020-2021	UQS
RESWANTH. S. P	14-A-SRGCDS-2020-BDS	2020-2021	GOVT

P. NAFISA	15-A-SRGCDS-2020-BDS	2020-2021	GOVT
SHIVAM GUPTA	16-A-SRGCDS-2020-BDS	2020-2021	GOVT
CHEZHAN GOWDA. G. M	17-A-SRGCDS-2020-BDS	2020-2021	GOVT
MEGHA. M	18-A-SRGCDS-2020-BDS	2020-2021	GOVT
MANU. N. K	19-A-SRGCDS-2020-BDS	2020-2021	PQO
SHIREESHA. S	20-A-SRGCDS-2020-BDS	2020-2021	GOVT
MOHAMMEDD MAAZ AHMED	21-A-SRGCDS-2020-BDS	2020-2021	GOVT
RISHIKA C HEGDE	22-A-SRGCDS-2020-BDS	2020-2021	PQO
DEEPIKA. U	23-A-SRGCDS-2020-BDS	2020-2021	GOVT
KANDULA ANKITHA REDDY	24-A-SRGCDS-2020-BDS	2020-2021	GOVT
KUSUMA. V. R	25-A-SRGCDS-2020-BDS	2020-2021	GOVT
ANKITA ROY	26-A-SRGCDS-2020-BDS	2020-2021	GOVT
GHOUSIA ARA KHANUM	27-A-SRGCDS-2020-BDS	2020-2021	GOVT
ALEX DANIEL. L	28-A-SRGCDS-2020-BDS	2020-2021	GOVT
SEHAR TAJ. M. R	29-A-SRGCDS-2020-BDS	2020-2021	GOVT
NIVEDITA JANTLI	30-A-SRGCDS-2020-BDS	2020-2021	GOVT
KEERTHI. K	31-A-SRGCDS-2020-BDS	2020-2021	GOVT
PRIYANKA	32-A-SRGCDS-2020-BDS	2020-2021	GOVT
RACHANA. T. L	33-A-SRGCDS-2020-BDS	2020-2021	GOVT

SYED VIQHAR AHMED	34-A-SRGCDS-2020-BDS	2020-2021	GOVT
DARSHAN. V	35-A-SRGCDS-2020-BDS	2020-2021	GOVT
SHIVARAJ APPASAB BHAGAI	36-A-SRGCDS-2020-BDS	2020-2021	GOVT
BHAVANA. P. R	37-A-SRGCDS-2020-BDS	2020-2021	GOVT
UMMAI KULSUM	38-A-SRGCDS-2020-BDS	2020-2021	GOVT
DIVYA	39-A-SRGCDS-2020-BDS	2020-2021	GOVT
SAJEETH KUMARA	40-A-SRGCDS-2020-BDS	2020-2021	GOVT
SANJIVANI SAHU	41-A-SRGCDS-2020-BDS	2020-2021	GOVT
SUNNI ZAINAB	42-A-SRGCDS-2020-BDS	2020-2021	GOVT
VAMSHI KRISHNA. N	43-A-SRGCDS-2020-BDS	2020-2021	PQO
RUKSHINDA FALAK	44-A-SRGCDS-2020-BDS	2020-2021	GOVT
HARSHITHA G SINDHY	45-A-SRGCDS-2020-BDS	2020-2021	PQO
HARSHITHA. N	46-A-SRGCDS-2020-BDS	2020-2021	GOVT
CHANDU. N	47-A-SRGCDS-2020-BDS	2020-2021	GOVT
ASMA FARHEEN	48-A-SRGCDS-2020-BDS	2020-2021	GOVT

AJAY JOHN JOHN BASCO KENNEDY	49-A-SRGCDS-2020-BDS	2020-2021	GOVT
DHYANESH. V. M	50-A-SRGCDS-2020-BDS	2020-2021	PQO
HITESH. K	51-A-SRGCDS-2020-BDS	2020-2021	UQS
NAFEES AHMED KHAN	52-A-SRGCDS-2020-BDS	2020-2021	UQS
GNANI SHREE MALLA	53-A-SRGCDS-2020-BDS	2020-2021	UQS
MEMON TALHA HAROON	54-A-SRGCDS-2020-BDS	2020-2021	UQS
SANIYA NIMRA SHARIFF	55-A-SRGCDS-2020-BDS	2020-2021	UQS
SUCHITHA. S	56-A-SRGCDS-2020-BDS	2020-2021	UQS
PALLAB ROY	57-A-SRGCDS-2020-BDS	2020-2021	UQS
NOORIEN SIMRAAN	58-A-SRGCDS-2020-BDS	2020-2021	UQS
KONDURI SAI NIKHITHA	59-A-SRGCDS-2020-BDS	2020-2021	UQS

FACULTY LIST

Name	Designation	Department	Telephone Number.	Date of joining the Institution	Date of Promotion
Dr. Sushant A. Pai	Principal	Prosthodontics	9845050002	14-05-2015	15-03-2017

Dr. Tejavathi Nagaraj	Prof & HoD	Oral Medicine	984520329 4	20-06- 2000	
Dr. Kusum Valli.S	Prof & HoD	Cons. Dentistry	990271448 8	01-09- 2012	
Dr. Santhosh T.Paul	Prof & HoD	Pedodontics	997259834 1	15-06- 2013	
Dr. Leena James	Professor	Oral Medicine	984482781 2	29-05- 2007	02-06-14
Dr. Abhinav Diwan	Professor	Cons. Dentistry	984535511 3	18-07- 2008	17-06-14
Dr. Akshay D Shetty	Prof & HoD	Oral Surgery	984547754 7	01-02- 2010	01-12- 14/15
Dr. Navya R. Shetty	Prof & HoD	Public Health	984568777 4	18-03- 2010	02-12-15
Dr. Rajesh. R.N.G	Prof & HoD	Orthodontics	984500817 1	08-12- 2010	09-12-15
Dr. Umesh Yadalam	Addl Prof	Periodontics	984426951 1	06-07- 2006	06-07-15
Dr. Yogesh T.L	Addl Prof	Oral Pathology	944817879 3	01-12- 2006	02-12-15
Dr. Nanda Prasad	Addl Prof	Oral Pathology	988617513 5	18-03- 2013	20-01-16
Dr. Vijay Raghava. K.	Addl Prof	Periodontics	984433076 0	18-06- 2007	20-06-16
Dr. B. Umamaheshwari	Addl. Prof	Prosthodontics	962020874 4	02-11- 2007	01-04-18
Dr. Umme Azher	Addl. Prof	Pedodontics	994535298 4	18-01- 2010	01-04-18

Dr. Shiraz Pasha	Addl. Prof	Cons. Dentistry	984542430 3	05-06- 2008	01-04-18
Dr. Keerthi. R	Addl Prof	Prosthodontics	988665482 8	16-01- 2010	01-03-19
Dr. Divya Reddy	Addl Prof	Pedodontics	988665141 9	05-10- 2009	01-06-19
Dr. Durga Okade	Reader	Oral Medicine	963268047 4	10-05- 2012	01-04-21
Dr. Sudhakar Reddy	Reader	Oral Surgery	984519845 5	07-01- 2010	
Dr. Mahalakshmi. I.P	Addl. Reader	Oral Medicine	990025197 6	29-09- 2011	15-03-16
Dr.Mangala Jyothi	Addl. Reader	Prosthodontics	988643449 7	10-12- 2013	01-06-18
Dr. Aditi Bose	Addl. Reader	Periodontics	810585120 9	02-12- 2013	01-03-18
Dr. Madhuri R. Devale	Addl. Reader	Cons. Dentistry	974223651 1	06-02- 2014	01-03-18
Dr. Pooja Sinha	Addl. Reader	Oral Medicine	973924647 1	16-10- 2012	01-06-18
Dr. C. Deepak Chowdary	Addl. Reader	Cons. Dentistry	963207441 1	01-03- 2014	01-06-18
Dr. Anadha N Gujar	Reader	Orthodontics	988636063 6	06-02- 2019	
Dr. Mihir Nayak	Addl.Reade r	Pedodontics	895141509 7	18-10- 2014	25-07-19

Dr. Smitha. M	Reader	Pedodontics	984519339 4	14-07- 2015	25-07-19
Dr. Nonitha. S	Reader	Oral Pathology	988667096 3	14-07- 2015	16-01-20
Dr. Mohammed Imran	Reader	Oral Surgery	855364571 1	01-01- 2016	01-08-20
Dr. Swati Vishwakarma	Reader	Orthodontics	988053174 4	07-10- 2015	01-09-20
Dr. Partha Pratim Roy	Reader	Periodontology	988053174 4	19-11- 2015	01-09-20
Dr. Yashavanth. A	Reader	Oral Surgery	967208268 6	01-09- 2020	
Dr. Shanthanalakshmi	Sr. Lecturer	Prosthodontics	984541166 6	24-04- 2017	01-05-21
Dr. Jintu Balakrishnan	Sr. Lecturer	Oral Pathology	874784297 1	26-07- 2018	
Dr. Nida Ahmed	Sr. Lecturer	Oral Surgery	974111297 8	07-08- 2018	
Dr. Bhavana T. V	Sr. Lecturer	Oral Medicine	876253842 9	03-12- 2018	
Dr. Paramesh Gowda S V	Sr. Lecturer	Orthodontics	916425253 5	03-07- 2019	
Dr. Anoop Alex Mathews	Sr. Lecturer	Orthodontics	799496939 4	08-07- 2019	
Dr. Marin Abraham	Sr. Lecturer	Oral Pathology	988032347	17-09-	

			9	2019	
	Dr. Saadath Afzaa S A	Sr. Lecturer	Prosthodontics	9986270428	01-10-2019
	Dr. Hemavathi. U	Sr. Lecturer	Oral Surgery	9663906416	30-10-2019
	Dr. Manjusha K Nambiar	Sr. Lecturer	Periodontology	9739894723	01-09-2020
	Dr. Roshan Cherian	Sr. Lecturer	Oral Surgery	9945881190	01-09-2020
	Dr. Janis Shajan	Sr. Lecturer	Orthodontics	9620243949	04-09-2020
	Dr. Safina Masroor	Sr. Lecturer	Pedodontics	9066611725	01-10-2020
	Dr. Afreen Kouser	Sr. Lecturer	Prosthodontics	9008646205	03-10-2020
	Dr. Arathi S Nair	Sr. Lecturer	Cons. Dentistry	8495003812	03-10-2020
	Dr. Rhea S Mathew	Sr. Lecturer	Cons Dentistry	9916062824	03-10-2020
	Dr. Nomitha S Prakash	Sr. Lecturer	Periodontology	8073850832	01-01-2021
	Dr. Chutty Issac	Sr. Lecturer	Cons. Dentistry	8884100385	21-12-2020
	Dr. Nishanth P	Sr. Lecturer	Cons Dentistry	9742452196	22-12-2020
	Dr. Soumya Nair	Sr. Lecturer	Cons Dentistry	9148156927	23-12-2020
	Dr. Pavithra	Sr. Lecturer	Periodontology	990165528	01-01-

				4	2021	
	Dr. Sumanth K S	Sr. Lecturer	Prosthodontics	988007775 2	01-01- 2021	
	Dr. Bedkekar Sushma	Sr. Lecturer	PHD		01-01- 2021	
	Dr. Urwashi Kumari	Sr. Lecturer	Prosthodontics	983268477 6	09-08- 2021	
	Dr. Prathibha Prasad	Sr. Lecturer	Prosthodontics	973955470 6	16-08- 2021	
	Dr. Geetha Eashwar Pillai	Lecturer	Cons. Dentistry	990270328 8	01-10- 2013	
	Dr. Abdul Bari	Lecturer	Cons. Dentistry	998633988 4	18-08- 2014	
	Dr. Bharath K.S	Lecturer	PH Dentistry	973863020 3	16-10- 2014	
	Dr. Karishma Justin	Lecturer	Periodontology	963209026 8	10-07- 2017	
	Dr. Aparna E. V	Lecturer	PHD	890434753 2	17-01- 2019	
	Dr. Rithu A R	Lecturer	PHD		01-03- 2021	

Professor/Addl. Prof - 19

Reader/Addl. Reader - 16

Sr. Lecturer - 24

Lecturer - 06

MEDICAL STAFF

	Human Anatomy & Histology	Telephone No.	Date of joining SRGCDS
1	Dr. B.P.P. Rathnam, Prof	9845340980	11-05-2006
2	Dr. H.M. Munikrishnappa, Lecturer	9449618275	13-11-2008
3	Dr. Syeda Tasneem Kausar, Asst. Prof	9538430057	01-07-2015
4	Dr. Shivakumar Rai, Lecturer	9880947045	02-01-2012
5	Dr. Kempa Raju, Lecturer	9164863626	01-08-2015
	Physiology		
1	Dr. Padmanabha. D.R, Professor	9448144141	01-06-2013
2	Dr. Mita Sarkar, Reader	8861686208	23-08-2013
3	Dr. Usha. S, Lecturer	9342145397	08-06-2012
4	Dr. Mradula Shetty, Lecturer	9743166355	01-08-2015

Biochemistry			
1	Dr. Lakshminarayana. U, Prof	9448041943	-
2	Dr. Sunanda Murthy, Prof & HoD	9448072846 / 080- 23312846	09-06-2014
3	Dr. Amrendra Kumar Thakur	7337787185	
4	Dr. Bhaskar Gaonkar, Asst. Prof	9886494000	17-07-2018
5	Dr. Charul B V, Lecturer	9900227100	16-01-2015
6	Dr. Faizya Taskeen, Lecturer	8123410427	05-05-2016
General Pathology			
1	Dr. Sangeetha Sharma, Asso. Prof	9880748423	17-01-2006
2	Dr. Sida Tagore, Lecturer	9740712310	03-10-2003
3	Dr. Priya. L, Lecturer	9060315595	04-09-2017
4	Dr. Anuroop. N, Lecturer	9739074995	16-01-2014
Microbiology			
1	Dr. Latha. G, Professor	9845930106 /	03-10-2003

		080-23338506	
2	Dr. Priyanka Singh, Asst. Prof	9591145770	03-06-2013
3	Ms. Musarath Banu, Lecturer	9900140339	03-04-2017
4	Mrs. Bincy James, Lecturer	9880740049	02-04-2013
5	Dr. Uday Shankar. C.S, Lect	9739393064	20-04-2015
	Pharmacology		
1	Dr. Ambrish. C, Asst. Prof	9845895911	15-6-09 to 28-2-11 02-06-14 to
2	Dr. Syed Khadeer, Asst Professor	9538599097	24-12-2019
3	Dr. Niroop. R, Asst. Prof	8904672572	03-10-2017
4	Dr. Rahul K. H, Lecturer		28-01-2017
5	Dr. Mokka Pavankumar Reddy, Lecturer	9611999616	04-05-2015
6	Dr. Karthik. N, Lecturer	9742721501	20-04-2015
	General Medicine		
1	Dr. Arun Sasidharan, Asso. Prof	9740712313	01-01-2008
2	Dr. Sriram. R, Asst. Prof	9739965812	07-01-2012
3	Dr. Faseeh K M, Asso. Prof	9916688997	01-05-2019

3	Dr. Venkatesh A.L, Lecturer	9008874640	20-04-2015
4	Dr. Sunith. S. S, Lecturer	7406064477	22-01-2016
	General Surgery		
1			
2	Dr. Santhosh. R, Prof	8277000070	02-02-2019
3	Dr. Ravishankar K. S		
4	Dr. Naveen Kumar. M, Lecturer	9901900864	22-05-2013
5	Dr. Abida Begum, Lecturer	9740745059	02-12-2013
6	Dr. H.B. Gurudath, Lecturer	7795775939	01-08-2015
	Anaesthesia		
1	Dr. Brijesh. G.C, Asst. Prof	9741191880	12-01-2015
2	Dr. G. Jasava Royan, Lecturer	9448212261	14-01-2014

2.2.3 Institution facilitates building and sustenance of innate talent /aptitude of individual students (extramural activities/beyond the classroom activities such as student clubs, cultural societies, etc)

Describe the initiatives to facilitate innate talent/ aptitude of individual students (extramural activities/beyond the classroom activities such as student clubs, cultural societies, etc) within 100 – 200 words.

2.3. Teaching- Learning Process

2.3.1. Student-centric methods are used for enhancing learning experiences by:

2.3.2 Institution facilitates the use of Clinical Skills Laboratory / Simulation Based Learning

2.3.3. Teachers use ICT-enabled tools for effective teaching and learning process including online e-resources

Number of teachers on roll	Number of teachers using ICT (<i>LMS, e-Resources</i>)	ICT tools and resources available	Number of ICT enabled classrooms	Number of smart classrooms
100%	100%	Laptops, projectors, Wi-Fi connected classrooms, powerpoint presentations, animations videos.	4	4

2.3.4. Student: Mentor Ratio (preceding academic year)

Mentoring system

All the students of dental college (undergraduates and postgraduates) are allotted to mentors to monitor the progress of the students. The 1st and 2nd year undergraduate students are allotted to medical subject teaching staff, 3rd and 4th year undergraduate students are under dental subject teachers. Mentors of postgraduate students are their subject guides themselves.

10-15 students are given to each staff, a meeting between the mentors and mentees are called upon to obtain their internal assessment marks and attendance in every subject to monitor their progress and regularity to college. Personal details of the students like parents/guardians full address ,email ids and phone numbers, so that the progress of their ward can be posted to them and informed regarding their backlog subjects, extra classes to compensate for the shortage in attendance and extra tests to improve their academic performance.

Once the information of attendance % and internal assessment marks of all students are obtained, the same have to be mailed to a common email id of the chairperson of the committee to maintain a database of the same. All the mentors are called for a meeting once in two months, they are asked to identify students who require academic assistance, and their parents are emailed / personally called to college to inform about their wards performance.

Measures which are taken to improve their performance in academics are additional internal assessments and viva voces to improve internal assessment marks, methods to face viva voce for anxious students, written mock tests with the pattern of final examinations for students who are finding subjects difficult to cope with, extra classes for the difficult topics or topics that the students are finding difficulty in. Students who require counseling are identified and sent for counseling outside college and after college hours

The cut off 75% attendance in every subject is mandatory to write the final exams. There are some students who have shortage in attendance, such students have to be identified by their mentors, and parents are informed. Classes can be compensated by the students who are having genuine reasons for shortage in attendance

Sl. No.	Name	Date of Birth	D S / M D S Degree (Sub)	Year of Passing	University	D No	with date	Institution	Period		Designation	Institution	Duration	
									From	To				
Professor & HOD														
Professor														
1	Dr Sushant A Pai	26/09/1972	B D S	1994	Mangalore		Encl osed	Encl osed	Sr. Lect	Bangalore Institute of Dental Sciences , Bangalore	10/01/1999	12/19/1999	000218	0Y2M18D
			M D S	1999	RGUHS				Sr. Lect	Sri Siddhartha Dental College, Tumkur	12/20/1999	01/23/2002	020103	2Y1M3D

Sr. Lec t	Bangalore Institute of Dental Sciences, Bangalore	01/24 /2002	09/30 /2002	00080 6	0Y8M 6D
Re ad er	Bangalore Institute of Dental Sciences, Bangalore	01/10 /2002	11/03 /2003	01092 4	1Y9M 24D
Re ad er	Sri Venkatesh wara Dental College & Hospital, Bangalore	03/12 /2003	03/29 /2005	02001 7	2Y0M 17D
Re ad er	Mahatma Gandhi National Institute of Medical Sciences	03/30 /2005	09/30 /2005	00060 0	0Y6M 0D

Re ad er	Mahatma Gandhi National Institute of Medical Sciences	10/01 /2005	03/31 /2006	00053 0	0Y5M 30D
Re ad er	Bangalore Institute of Dental Sciences,B angalore	04/01 /2006	09/30 /2007	01052 9	1Y5M 29D
Pro f	Bangalore Institute of Dental Sciences,B angalore	01/10 /2007	12/12 /2007	00110 2	0Y11 M2D
Pro f	Daswani Dental College & Hospital, Kota	12/13 /2007	12/15 /2008	01000 3	1Y0M 2D
Pro f & HO D	Bhabha College of Dental Sciences, Bhopal	12/26 /2008	04/15 /2015	06032 0	6Y3M 20D

									Prof & HO D	SRGCDS, Bangalore	05/14 /2015	09/08 /2021	06032 5	6Y3M 25D
Professor														
1	Dr. Keerthi. R	01-07-1981	B D S	200 5	RGUHS		Encl osed	Encl osed	Sr. Lec t	SRGCDS, Bangalore	18-Jan-2010	20-Jan-14	04 00 00	
			M D S	200 9	RGUHS				Re ad er	SRGCDS, Bangalore	21-Jan-2014	28-Feb-19	05 01 00	
									Pro f	SRGCDS, Bangalore	1-Mar-2019	Till Date		
2	Dr. Uma Mahes wari. B	12-10-1977	B D S	200 2	RGUHS		Encl osed	Encl osed	Sr. Lec t	SRGCDS, Bangalore	2-Nov-2007	2-Nov-11	04 00 00	
			M D S	200 7	RGUHS				Re ad er	SRGCDS, Bangalore	3-Nov-2011	31-Mar-18	06 04 00	
									Pro f	SRGCDS, Bangalore	1-Apr-2018	Till Date		
Reader														
1	Dr. Man gala Jyothi	08-10-1985	B D S	200 9	RGUHS		Encl osed	Encl osed	Sr. Lec t	SRGCDS, Bangalore	10-Dec-2013	31-May-18	05 02 19	

	KJ													
			M D S	201 3	RGUHS				Re ad er	SRGCDS Bangalore	1- Jun- 2018	Till Date		
Sr.Lecturers														
1	Dr. SAADA TH AFZAA S A	03- 03- 1991	B D S	201 4	RGUHS		Encl osed	Encl osed	Sr. Lec t	SRGCDS,B angalore	1- Oct- 2019	Till Date		
			M D S	201 9	RGUHS									
2	Dr.Sha nthana Laksh mi CB	22- 04- 1981	B D S	200 6	RGUHS		Encl osed	Encl osed	Sr. Lec t	SRGCDS, Bangalore	20- Apr- 2017	Till Date	03 09 12	
			M D S	201 6	RGUHS					SRGCDS, Bangalore				
3	Dr. Divya Rani	27/07 /1987	B D S	201 1	RGUHS		Encl osed	Encl osed	Sr. Lec t	SRGCDS,B angalore	1- Mar- 2021	Till Date	01 05 17	
			M D S	201 8	RGUHS									

4	Dr. AFREEN KOUSER	09-01-1990	B D S	2014	RGUHS		Encl osed	Encl osed	Sr. Lec t	SRGCDS,B angalore	3- Oct- 2020	Till Date	00 02 15
			M D S	2020	RGUHS								
5	Dr. Nitya S	03-06-1982	B D S	2014	RGUHS		Encl osed	Encl osed	Sr. Lec t	SRGCDS,B angalore	1- Mar- 2021	Till Date	
			M D S	2020	RGUHS								
6	Dr. Sukanya Abigail	23/9/1991	B D S	2016	MGR University		Encl osed	Encl osed	Sr. Lec t	SRGCDS,B angalore	1- Mar- 2021	Till Date	
			M D S	2019	RGUHS								
7	Dr. Prathiba Prasad	10-11-1992	B D S	2016	RGUHS								
			M D S	2020	RGUHS								
8	Dr. Urwashi Kumari	08-04-1990	B D S	2013	Jodhpur national university								

			M D S	201 8	Dr.B.R.A mbedkar University								
--	--	--	-------------	----------	-----------------------------------	--	--	--	--	--	--	--	--

CONSERVATIVE DENTISTRY & ENDODONTICS

S I. N o.	Faculty Name & Design ation	Date of Birth	Qualification			D C I D C a r d N o	Ori gi nal Affid avit with date	Form 16	Details of Teaching Experience in an Approved / Recognized Institution after PG				Total Experi ence	Prese nt during Inspection	
			BD S / M DS De g. (S ub)	Year of Pass ing	Univer sity				(Proof of support to be provided)						
									Desig n	Institution	Period				
											From	To			
Professor & HOD															
1	Dr.Kusu m Valli.S	22-04- 1968	BD S	1989	Bangal ore		Encl osed	Encl osed	Sr. Lect	M.S Ramaiah Dental College & Hospital	15- Oct- 1993	12- Fe b- 199 5	01 03 28		
			M DS	1993	Bangal ore				Sr.Le ct	School of Dentistry,We st Indies	14- Feb- 1995	4- Jul- 199 7			02 04 20
									Read er	Sevalal Dental College & Hospital,Ban galore	1-Aug- 1997	30- Jan - 199 9			01 05 29
									Regis trar/ Read	Ministry of Health Kuwait	23- Mar- 1999	25- Ma r- 200			09 00 02

									er			8		
									Asso Prof.	K.L.E Society's Institute of Dental Sciences, Bangalore	13-Jun-2008	31-Aug-2012	04 02 18	
									Prof	SRGCDS, Bangalore	1-Sep-2012	31-Aug-2013	01 00 00	
									Prof & HOD	SRGCDS, Bangalore	2-Sep-2013	Till Date		

Professor

1	Dr. Abhinav Diwan	07-12-1975	BD S	1999	Bangalore		Enclosed	Enclosed	Sr. Lect	Dr. Syamala Reddy Dental College	16-Jun-2005	17-Jul-08	03 01 01	
			M DS	2005	RGUHS				Sr. Lect	SRGCDS, Bangalore	18-Jul-2008	15-Jun-09	00 10 28	
									Reader	SRGCDS, Bangalore	16-Jun-2009	16-Jun-14	05 00 01	
									Prof	SRGCDS, Bangalore	17-Jun-2014	Till Date		
2	Dr. Shiraz Pasha	01-11-1979	BD S	2001	RGUHS		Enclosed	Enclosed	Sr. Lect	SRGCDS, Bangalore	5-Jun-2008	5-Jun-12	04 00 00	

			M DS	2008	RGUHS				Reader	SRGCDS, Bangalore	6-Jun-2012	31-Mar-18	05 08 00	
									Prof	SRGCDS, Bangalore	1-Apr-2018	Till Date		
Reader														
1	Dr. Madhuri R Devale	11-09-1982	BD S	2006	RGUHS		Enclosed	Enclosed	Sr. Lect	SRGCDS, Bangalore	6-Feb-2014	28-Feb-18	04 00 00	
			M DS	2012	RGUHS				Reader	SRGCDS, Bangalore	01-03-2018	Till Date		
2	Dr. Deepak Chowdary	19-11-1981	BD S	2007	RGUHS		Enclosed	Enclosed	Sr. Lect	SRGCDS, Bangalore	1-Mar-2014	31-May-18	04 02 00	
			M DS	2012	Bharath				Reader	SRGCDS, Bangalore	1-Jun-2018	Till Date		
Sr Lecturer														
1	Dr Arathi S Nair	30/05/1992	BD S	2014	RGUHS		Enclosed	Enclosed	Sr. Lect	SRGCDS, Bangalore	3-Oct-2020	Till Date		
			M DS	2020	RGUHS									
2	Dr Rhea S Mathew	31/03/1993	BD S	2016	RGUHS		Enclosed	Enclosed	Sr. Lect	SRGCDS, Bangalore	3-Oct-2020	Till Date		
			M DS	2020	FDS RUAS									

3	Dr Chutty Issac	11-07-1992	BD S	2017	KUHS		Enclosed	Enclosed	Sr. Lect	SRGCDS, Bangalore	21/12/2020	Till Date		
			MDS	2020	RGUHS									
4	Dr Nishanth P	22/03/1984	BD S	2008	RGUHS		Enclosed	Enclosed	Sr. Lect	SRGCDS, Bangalore	22/12/2020	Till Date		
			MDS	2015	RGUHS									
5	Dr Soumya Nair	21/08/1989	BD S	2013	AIMS		Enclosed	Enclosed	Sr. Lect	SRGCDS, Bangalore	23/12/2020	Till Date		
			MDS	2019	FDS,RUAS									
6	Dr. Imraz Pasha	01-11-1985	BD S	2010	RGUHS		Enclosed	Enclosed	Sr. Lect	SRGCDS, Bangalore	3-Jan-2021	Till Date		
			MDS	2016	RGUHS									

ORAL PATHOLOGY AND MICROBIOLOGY

Sl. No.	Faculty Name & Designation	Date of Birth	Qualification			D C I D C a r d N o	Original Affidavit with date	Form 16	Details of Teaching Experience in an Approved / Recognized Institution after PG				Total Experience	Present during Inspection
			B D S / M D S D e g . (S u b)	Year of Passing	University				(Proof of support to be provided)					
									Desgn	Institution	Period			
											From	To		
Professor & HOD														
1	Dr. Yogesh T.L.	20-05-1979	B D S	2000	RGUHS		Encl osed	Encl osed	Sr. Lectur er	SRGCDS, Bangalore	1-Dec- 2006	30- Nov- 10	04 00 00	
			M D S	2006	RGUHS				Reade r	SRGCDS, Bangalore	1-Dec- 2010	1- Feb- 15	05 00 00	
									Profes sor	SRGCDS, Bangalore	2-Dec- 2015	Till Date		
Profe ssor														

1	Dr. Jintu Balakrishnan	08-12-1987	B D S	201 1	RGUHS		Encl osed	Encl osed	Sr.Lec turer	SRGCDS, Bangalore	26/07/ 2018	Till Date		
			M D S	201 8	RGUHS									
2	Dr. Marin Abraham	01-02-1979	B D S	200 3	RGUHS		Encl osed	Encl osed	Sr.Lec turer	SRGCDS, Bangalore	17/09/ 2019	Till Date		
			M D S	201 8	MSR Universit y									

ORTHODONTICS AND DENTOFACIAL ORTHOPEDICS

S I · N o ·	Fac ulty Na me and Desi gnat ion	Dat e of Birt h	Qualificatio n			D C I D C a r d N o	O r i g i n a l A f f i d a v i t w i t h d a t e	F o r m 16	Details of Teaching Experience in an Approved / Recognized Institution after PG				T o t a l E x p e r i e n c e	P r e s e n t d u r i n g I n s p e c t i o n
			B D S / M D S D e g · (S u b)	Y e a r o f P a s s i n g	U n i v e r s i t y				(Proof of support to be provided)					
									D e s i g n	I n s t i t u t i o n	P e r i o d			
											F r o m	T o		

**Profes
sor &
HOD**

1	Dr. Raje sh R NG	13- 03- 197 5	B D S	19 98	Ba ng alo re	En c l o s e d	En c l o s e d	Sr. L e c t	Sharava thi Dental College, Shimog a	23- Nov - 200 6	25- No v- 10	04 00 03				
			M D S	20 06	RG U H S				En c l o s e d	En c l o s e d	Pr o f e s s o r	SRGCD S, Bangalo re		8- Dec - 201 0	8- De c- 15	05 00 00
												SRGCD S, Bangalo re		09- 12- 201 5	Till Da te	

Readers

1	Dr. Ana dha N Gujar	13- 09- 198 5	B D S	20 07	RG U H S	En c l o s e d	En c l o s e d	Sr. L e c t	KLEDC , Bangalo re	10- Oct - 201 4	5- Fe b- 19	04 04 00	
---	---------------------------------	------------------------	-------------	----------	-------------------	----------------------------------	----------------------------------	-------------------------	-----------------------------	-----------------------------	----------------------	----------------	--

			MDS	2014	RGUHS				Reader	SRGCD S, Bangalore	6-Feb-2019	Till Date		
2	Dr. Swati Vishwakarma	27-10-1987	BDS	2010	RGUHS		Enclosed	Enclosed	Sr. Lect	SRGCD S, Bangalore	7-Oct-2015	31-Aug-20	041024	
			MDS	2015	RGUHS				Reader	SRGCD S, Bangalore	1-Sep-2020	Till Date		
Sr.Lecturers														
1	Dr. Paramesh Gowda SV	16/09/1993	BDS	2015	RGUHS		Enclosed	Enclosed	Sr. Lect	SRGCD S, Bangalore	3-Jul-2019	Till Date		
			MDS	2019	RGUHS									
2	Dr. Anoop Alex Matthews	08-10-1991	BDS	2014	JS S		Enclosed	Enclosed	Sr. Lect	SRGCD S, Bangalore	8-Jul-2019	Till Date		
			MDS	2018	RAMA									
3	Dr. Janis Shajan	10-09-1992	BDS	2016	RGUHS		Enclosed	Enclosed	Sr. Lect	SRGCD S, Bangalore	4-Sep-2020	Till Date		
			MDS	2020	RGUHS									

PEDODONTICS AND PREVENTIVE DENTISTRY

S I. N o. .	Facul ty Name & Desig 	Da te of Bir th	Qualificatio n			D C I D C a r d N o	O r i g i n a l A f f i d a v i t w i t h d a t e	F o r m 1 6	Details of Teaching Experience in an Approved / Recognized Institution after PG				T o t a l E x p e r i e n c e	P r e s e n t d u r i n g I n s p e c t i o n
			B D S / M D S D e g . (S u b)	Y e a r o f P a s s i n g	U n i v e r s i t y				(Proof of support to be provided)					
									D e s i g n	I n s t i t u t i o n	P e r i o d			
											F r o m	T o		
Professor & HOD														
1	Dr. Santh osh T Paul	29/ 05/ 19 66	B D S	1 9 8 9	Ma ng a l o r e	E n c l o s e d	E n c l o s e d	As s t. P r o f	Colleg e o f D e n t a l S u r g e r y, M a n i p a l	25- Aug - 199 3	25- Aug - 199 5	2 Y 0 M 0 D		
			M D S	1 9 9 3	Ma ng a l o r e			L e c t u r e r	School o f D e n t i s t r y, W e s t I n d i e s	17- Sep - 199 5	10- Aug - 199 7	1 Y 10 M 24 D		
								As s t. P r o f	Raja Raj e s w a r i D e n t a l C o l l e g e a n d H o s p i t a l	4- Nov - 199 7	31- Mar - 199 8	0 Y 4 M 27 D		

									Reg ist ra r in D en tal M ed ic ine	Al Jahra Special ty Dental Center, Kuwait	5- Apr - 199 8	25- Mar - 200 8	9 Y 11 M 20 D
									R ea de r	KLE Society s Institut e of Dental Scienc es, Bangal ore	13- Jun - 200 8	14- Jun - 201 3	5 Y 0 M 1 D
									Pr of & H O D in ch ar ge	SRGC DS, Bangal ore	15- Jun - 201 3	15- Jun - 201 4	1 Y 0 M 0 D
									Pr of & H O D	SRGC DS, Bangal ore	16- Jun - 201 4	Till Dat e	

Professor

1	Dr. Umm e Azher	21- 04- 19 79	B D S	2 0 0 1	R G U H S	E nc lo se d	E nc lo se d	Sr . Le ct	V S Dental Colleg e	28- Jun - 200 8	31- Dec -09	1 Y 6 M 3 D	
			M D S	2 0 0 8	R G U H S			Sr . Le ct	SRGC DS, Bangal ore	19- Jan - 201 0	22- Jun -12	2 Y 5 M 3 D	

										Reader	SRGC DS, Bangalore	23-Jun - 2012	31-Mar -18	05 10 00
										Prof	SRGC DS, Bangalore	01-Apr -18	Till Date	
2	Dr. Divya Reddy	11-08-1981	BDS	2003	RGUHS		Enclosed	Enclosed	Sr. Lect	SRGC DS, Bangalore	5-Oct - 2009	14-Oct -13	4 Y 0 M 9 D	
			MDS	2009	RGUHS				Reader	SRGC DS, Bangalore	15-Oct - 2013	31-May -19	5Y 7M 15D	
									Prof	SRGC DS, Bangalore	1-Jun - 2019	Till date		
Reader														
1	Dr. Mihir Nayak	25/03/1986	BDS	2008	RGUHS		Enclosed	Enclosed	Sr. Lect	SRGC DS, Bangalore	18-10-2014	24-07-2019	4 Y 9 M 7 D	
			MDS	2014	RGUHS				Reader	SRGC DS, Bangalore	25-07-2019	Till Date		
2	Dr. Smitha M	30/04/1977	BDS	2000	Mysore		Enclosed	Enclosed	Lecturer	SRGC DS, Bangalore	12-12-2001	31-05-2012	10 Y 5 M 20 D	
			MDS	2015	RGUHS				Sr. Lect	SRGC DS, Bangalore	14-07-2015	24-07-2019	4 Y 0 M 11 D	

								R e a d e r	SRGC DS, Bangal ore	25- 07- 201 9	Till Dat e			
Sr. Lecturers														
1	Dr. Safina Masro or	13/ 10/ 19 93	B D S	2 0 1 6	R G U H S		E n c l o s e d	E n c l o s e d	Sr . L e c t	SRGC DS, Bangal ore	1- Oct - 202 0	Till Dat e		
			M D S	2 0 2 0	R G U H S									

PERIODONTOLOGY

S I . N o .	F a c u l t y N a m e & D e s i g n a t i o n	D a t e o f B i r t h	Q u a l i f i c a t i o n			D C I D C a r d N o	O r i g i n a l A f f i d a v i t w i t h d a t e	F o r m 1 6	D e t a i l s o f T e a c h i n g E x p e r i e n c e i n a n A p p r o v e d / R e c o g n i z e d I n s t i t u t i o n a f t e r P G				T o t a l E x p e r i e n c e	P r e s e n t d u r i n g I n s p e c t i o n
			B D S / M D S D e g . (S u b)	Y e a r o f P a s s i n g	U n i v e r s i t y				(P r o o f s u p p o r t t o b e p r o v i d e d)					
									D e s i g n	I n s t i t u t i o n	P e r i o d			
											F r o m	T o		
Profess or & HOD														

1	D r . U M e s h Y a d a l a m	1 3 - 0 6 - 1 9 7 8	B D S	2 0 0 2	R G H S	P E R 0 1 6 1 1	E n c l o s e d	E n c l o s e d	S r . L e c t	S R G C D S , B a n g a l o r e	6 - J u l - 2 0 0 6	5 - J u l - 1 0	0 4 0 0 0 0
			M D S	2 0 0 6	R G H S				R e a d e r	S R G C D S , B a n g a l o r e	6 - J u l - 2 0 1 0	5 - J u l - 1 5	0 5 0 0 0 0
									P r o f e s s o r	S R G C D S , B a n g a l o r e	6 - J u l - 2 0 1 5	T i l l D a t e	
Profess or													

1	D r. Vi ja R a g h a v a K.	2 2 - 1 0 - 1 9 7 7	B D S	2 0 0 1	B a n g a l o r e	P E R 0 1 6 1 2	E n c l o s e d	E n c l o s e d	S r . L e c t	S R G C D S , B a n g a l o r e	1 8 - J u n n - 2 0 0 7	1 8 - J u n n - 1 1	0 4 0 0 0 0	
			M D S	2 0 0 7	R G U H S				R e a d e r	S R G C D S , B a n g a l o r e	1 9 - J u n n - 2 0 1 1	1 9 - J u n n - 1 6		0 5 0 0 0 0
									P r o f e s s o r	S R G C D S , B a n g a l o r e	2 0 - J u n n - 2 0 1 6	T i l l D a t e		

R
e
a
d
e

r s													
1	D r. A d i t i B o s e	0 5 - 0 6 - 1 9 8 3	B D S	2 0 0 6	R G U H S		E n c l o s e d	E n c l o s e d	S r · L e c t	S R G C D S , B a n g a l o r e	2 - D e c - 2 0 1 3	2 8 - F e b - 1 8	0 4 0 3 0 0
			M D S	2 0 1 3	R G U H S				R e a d e r	S R G C D S , B a n g a l o r e	1 - M a r - 2 0 1 8	T i l l D a t e	
2	D r. P a r t h a P r a t i M R o y	1 4 - 0 3 - 1 9 8 6	B D S	2 0 1 0	R G U H S		E n c l o s e d	E n c l o s e d	S r · L e c t	S R G C D S , B a n g a l o r e	1 9 / 1 1 / 2 0 1 5	3 1 / 0 8 / 2 0 2 0	0 4 0 9 1 2

			MDS	2015	RGHS				Reader	SRGCDs, Bangalore	1 - Sep - 2020	Till Date		
Sr. Lecture														
1	Dr Manjusha K Nambiar	01 - 05 - 1986	BDS	2009	RGHS		Enclosed	Enclosed	Sr. Lect	SRGCDs, Bangalore	1 - Sep - 2020	Till Date	000300	
			MDS	2015	RGHS									
2	Dr Nomitha Prakas	06 - 11 - 1987	BDS	2010	RGHS		Enclosed	Enclosed	Sr. Lect	SRGCDs, Bangal	16 - 12 - 2020	Till Date		

	h									ore				
			MDS	2015	RGHS									
3	Dr Kiran Mitra	28 / 10 / 1990	BDS	2016	RGHS		Enclosed	Enclosed	Sr. Lect	SRGCDS, Bangalore	1 - Mar-2021	Till Date		
			MDS	2019	RGHS									

L
e
c
t
u
r
e
r

1	Dr. Karishma Justin	25 / 06 / 1991	BDS	2017	RGHS		Enclosed	Enclosed	Lect	SRGCDS, Bangalore	10 - Jul - 2017	Till date		
---	---------------------	----------------	-----	------	------	--	----------	----------	------	-------------------	-----------------	-----------	--	--

										e				
--	--	--	--	--	--	--	--	--	--	---	--	--	--	--

ORAL AND MAXILLOFACIAL SURGERY

Sl. No.	Faculty Name & Designation	Date of Birth	Qualification			D C I I D Card No	Original Affidavit with date	Form 16	Details of Teaching Experience in an Approved / Recognized Institution after PG				Total Experience	Present during Inspection
			B D S / M D S Degree (Sub)	Year of Passing	University				(Proof of support to be provided)					
									Institution	Period				
								From		To				
Professor and HOD														
1	Dr. Akshay D Shetty	07-09-1978	B D S	2002	R G U H S	01022	Enclosed	Enclosed	Sr. Lect	Krishnadevaraya College of Dental Sciences	21-Nov-2005	29-Dec-06	010109	
			M D S	2005	R G U H S				Sr. Lect	Vydehi Institute of Dental Sciences	1-Jan-2007	28-Feb-09	020200	

										R e a d e r	Vydehi Institut e of Dental Scienc es	1- Ma r- 200 9	31 - Ja n- 10	00 11 00
										R e a d e r	SRGC DS, Bangal ore	1- Fe b- 201 0	30 - No v- 14	04 10 00
										Pr of es so r	SRGC DS, Bangal ore	1- De c- 201 4	30/ 11/ 20 15	01 00 00
										H O D	SRGC DS, Bangal ore	1- De c- 201 5	Till Da te	

**R
e
a
d
e
r
s**

1	Dr Yashava nth A	29/ 01/ 19 84	B D S	2 0 0 7	R G U H S					Sr .L ec t	DDC , KOTA RAJAS THAN	11- Jul- 201 2	11 - Jul - 16	04 00 01
			M D S	2 0 1 2	R G U H S					R e a d e r	DDC , KOTA RAJAS THAN	12- Jul- 201 6	31 - Au g- 18	02 01 18

										R e a d e r	SRGC DS. Bangal ore	1- Se p- 202 0	TI LL DA TE	
--	--	--	--	--	--	--	--	--	--	----------------------------	------------------------------	----------------------------	----------------------	--

2	Dr. Moham med Imran	11- 04- 19 89	B D S	2 0 1 0	R G U H S		E n c l o s e d	e n c l o s e d	Sr .L ec t	SRGC DS. Bangal ore	1- Jan - 201 6	31/ 07/ 20 20	04 07 00
---	------------------------------	------------------------	-------------	------------------	-----------------------	--	--------------------------------------	--------------------------------------	---------------------	------------------------------	----------------------------	------------------------	----------------

			MDS	2015	RGUHS				Reader	SRGDS, Bangalore	1-Aug-2020	TILL DATE		
3	Dr. K. Sudhakar Reddy	08-05-1981	BDS	2003	RGUHS		Enclosed	Enclosed	Sr. Lect	SRGDS, Bangalore	8-Jan-2010	20-Jan-14	040012	
			MDS	2009	RGUHS				Reader	SRGDS, Bangalore	21-Jan-2014	Till Date		
Sr.Lecturer														
1	Dr. Nida Ahmed	29/6/1990	BDS	2013	RGUHS		Enclosed	enclosed	Sr. Lect	SRGDS. Bangalore	7-Aug-2018	Till Date		
			MDS	2018	RGUHS									
2	Dr. Hemavathi U	06-11-1985	BDS	2008	RGUHS		Enclosed	enclosed	Sr. Lect	SRGDS. Bangalore	31-Oct-2019	Till Date		
			MDS	s	RGUHS									
3	Dr. Roshan Cherian	25/05/1986	BDS	2009	RGUHS		Enclosed	enclosed	Sr. Lect	SRGDS. Bangalore	1-Sep-2020	Till Date		

	M D S	2 0 1 7	R G U H S	
--	-------------	------------------	-----------------------	--

DEPARTMENT OF ANESTHESIA														
Anesthetist														
1	Dr. G Jasava royan	08- 08- 19 59	M B B S	1 9 8 2	Ba ng alo re		E n c l o s e d	E n c l o s e d	Le ct ur er	Dr.Am bedkar Medica l Colleg e	22- 06- 200 6	## ## ## ##	05 09 18	
			M D	1 9 9 9	Ba ng alo re				A ss t. Pr of	Dr.Am bedkar Medica l Colleg e	10- 04- 201 2	## ## ## ##	02 03 21	
									A ss o. Pr of	SRGC DS, Bangal ore	14- 01- 201 4	Till Da te		
2	Dr. Brijesh G C	15- 11- 19 77	M B B S	2 0 0 5	R G U H S		E n c l o s e d	E n c l o s e d	A ss t. Pr of	Dr. B R Ambed kar Medica l Colleg e	26- De c- 200 9	## ## ## ##	04 07 07	
			M D	2 0 0 9	R G U H S				A ss t. Pr of	SRGC DS, Bangal ore	12- Jan - 201 5	Till Da te		

			DCI ID Card No	Original Affidavit with date	Form 16	Details of Teaching Experience in an Approved / Institution after PG			
BDS / MDS (Deg. Sub)	Oral Medicine and Radiology Qualification	University				(Proof of support to be provided)			
						Desgn	Institution	Period	
								From	To
BDS	1986	Bangalore		Enclosed	Enclosed	Sr. Lect/ Asst Prof	Babu Jagjivan Ram Dental College	1-Jul-1996	
MDS	1996	Bangalore				Asst. Prof.	Maaruti College of Dental Sciences	7-Aug-1998	
						Asso. Prof/ Reader	SRGCDS, Bangalore	20-Jun-2000	
						Prof.	SRGCDS, Bangalore	24-Jan-2004	
						Prof & HOD	SRGCDS, Bangalore	7-Jan-2008	
						Prof & HOD/ Vice Principal	SRGCDS, Bangalore	1-Mar-2014	
BDS	1993	Mysore		Enclosed	Enclosed	Sr. Lect	SRGCDS, Bangalore	23-Jul-2002	
MDS	2002	RGUHS				Sr. Lect	SRGCDS, Bangalore	23-May-2007	
						Reader	SRGCDS, Bangalore	23-Mar-2009	
						Prof	SRGCDS, Bangalore	2-Jun-2014	
BDS	2005	RGUHS		Enclosed	Enclosed	Sr. Lect	SRGCDS, Bangalore	5-Jun-2008	
MDS	2008	RGUHS				Sr. Lect	SRGCDS, Bangalore	10-May-2012	

						Reader	SRGCDS, Bangalore	11-Nov-2013	
BDS	1999	Kuvempu		Enclosed	Enclosed	Sr. Lect	SRGCDS, Bangalore	29-Sep-2011	
MDS	2011	RGUHS				Reader	SRGCDS, Bangalore	15-Mar-2016	
BDS	2007	Bharati Vidyapeeth		Enclosed	Enclosed	Sr. Lect	SRGCDS, Bangalore	16-Oct-2012	
MDS	2012	RGUHS				Reader	SRGCDS, Bangalore	06-01-2018	
BDS	2009	RGUHS		Enclosed	Enclosed	Lect			
MDS	2016	RGUHS		Enclosed	Enclosed	Sr.Lect	SRGCDS, Bangalore	3-Dec-2018	

DEPARTMENT OF PHARMACOLOGY												
Asst.Professor												
1	Dr. Ambrish C	22-03-1978	MBS	2004	RGUHS	Enclosed	Enclosed	Tutor	J N Medical College	1-Jun-2006	31-May-2009	2 Y 11 M 30 D
			MD	2009	KLE			Asst.Prof	SRGCDS, Bangalore	15-Jun-2009	28-Feb-2011	1 Y 8 M

												29	
									Lecturer	BRD Medical College	23-Sep-2010	22-Dec-2011	1
									Asst Prof	SRGCDS , Bangalore	3-Jun-2013	Till Date	29

Lecturers

1	Mrs . Musarath Banu	01-02-1983	BSc	2000	Bangalore University	Enclosed	Enclosed	Lecturer	Dayanand Sagar College of Biological sciences	8-Aug-2006	9-Sep-2008	2
			MSc	2004	Bangalore University							
								Lecturer	SRGCDS , Bangalore	3-Apr-2017	Till Date	
2	Dr. Venkatesh AL	13-10-	MBS	2013	RGUHS	Enclosed	Enclosed	Lecturer	SRGCDS , Bangalore	20-04-2015	Till Date	

		1 9 8 9											
DEPARTMENT OF GENERAL MEDICINE													
Asso Professor													
			M D	2 0 1 2	RGU HS				Asso. Prof	SRGCDS , Bangalore	1- Dec- 201 2	Till Date	
1	Dr. Fas eeh	0 4 - 1 1 2 - 1 9 8 1	M B B S	2 0 0 6	RGU HS								
			M D	2 0 1 0	Rama chandra, Tamil nadu	Enc losed	Enc losed		Asst Prof	SRGCDS , Bangalore	7- Jan- 201 2	Till Date	
DEPARTMENT OF GENERAL SURGERY													
Professor & HOD													
Asso Professor													
		1 1 - 0 6 - 1 9 7 2	M B B S	1 9 9 9	Kuve mpu	Enc losed	Enc losed		Assi. Prof	S S Institute of Medical Science s	21- Nov- 200 7	27 - No v- 20 08	1 Y 0 M 6 D
			M D	2 0 0 7	RGU HS				Assi. Prof	M S Ramaiah Medical College	17- Dec- 200 8	24 - Fe b- 20 16	7 Y 2

	ion		S D e g . (S u b)	s s i n g	y	o	v i t w i t h d a t e		n		o m		s p e c t i o n
P r o f e s s o r													
1	Dr . N a v y a . R S h e t t y	2 4 - 0 5 - 1 9 7 9	B D S	2 0 0 2	R G U H S		E n c l o s e d	E n c l o s e d	S r. L e c t	Vyde hi Instit ute of Dent al Scie nces	1 - D e c - 2 0 0 6	1 7 - M a r - 2 0 1 0	0 3 0 3 1 6
			M D S	2 0 0 6	R G U H S				S r. L e c t	SRG CDS , Ban galor e	1 8 - M a r - 2 0 1 0	3 0 - N o v - 2 0 1 0	0 0 0 8 1 2
									R e a d e r	SRG CDS , Ban galor e	1 - D e c - 2 0 1 0	1 - D e c - 2 0 1 5	0 5 0 0 0 0

									Prof essor	SRG CDS , Ban galor e	2 - Dec - 20 15	9 - Dec - 20 16	0 1 0 0 0 7	
									Prof & Hod	SRG CDS , Ban galor e	1 0 - Dec - 20 16	T ill D ate		
Lecturers														
1	Dr · B ha ra th K S	1 4 - 0 1 - 1 9 8 8	B D S	2 0 1 3	R G U H S		E n c l o s e d	E n c l o s e d	L e c t u r e r	SRG CDS , Ban galor e	1 6 - 1 0 - 2 0 1 4	T ill D ate		
2	Dr · A p a r n a E V	0 6 - 0 6 - 1 9 9 2	B D S	2 0 1 7	R G U H S		E n c l o s e d	E n c l o s e d	L e c t	SRG CDS , Ban galor e	1 7 - J a n - 2 0 1 9	T ill D ate		
3	Dr · R i t h u A R	1 3 - 1 0 - 1 9 9	B D S	2 0 2 1	R G U H S		E n c l o s e d	E n c l o s e d	L e c t	SRG CDS , Ban galor e	1 - M a r - 2 0 2	T ill D ate		

		6										1							
--	--	---	--	--	--	--	--	--	--	--	--	---	--	--	--	--	--	--	--

2.4.4. Number of teachers trained for development and delivery of e-content / e-courses during the year

2.4.5 Number of fulltime teachers who received awards and recognitions for excellence in teaching, student mentoring, scholarships, professional achievements and academic leadership at State, National, International levels from Government / Government-recognized agencies / registered professional associations / academies during the year

Year	
Number of teachers who received awards etc.,	
Number of fulltime teachers	

2.5. Evaluation Process and Reforms

2.5.1. The Institution adheres to the academic calendar for the conduct of Continuous Internal Evaluation and ensures that it is robust and transparent

The Institution adheres to the academic calendar for the conduct of Continuous Internal Evaluation and ensures that it is robust and transparent.

Calendar of events from July 2020 to June 2021 is mentioned below. However, due to the COVID pandemic situation, the schedule of events had to be changed as and when required.

CALENDAR OF EVENTS - JULY 2020 TO JUNE 2021

2020

JULY

- Time table for basic sciences class for post graduates
- Head of the departments meeting / IQAC meeting on 08/07/2020
- Initial reminder for post graduates regarding final date for submission synopsis
- Dental era issue to be released

- P.G university theory exam from 14-20th July 2020
- P.G UNIVERSITY CLINICAL EXAM FROM 25th July 2020

AUGUST

- June 2021 exam going batch starts from 1st August
- Head of the Departments meeting/ IQAC meeting on 05/08/2020
- Annual parent teacher online meet for B.D.S students -19th Aug 2020
- Webinar/IDM programme - 27/08/2020

SEPTEMBER

- Freshers day for under graduate students (online)
- Head of the Departments meeting / IQAC meeting/ IRB meeting on 16/09/2020
- CDE/IDM programme - 18/09/2020

OCTOBER

- Final reminder for post graduates regarding final date for submission of synopsis
- Head of the departments meeting/ IQAC meeting on 06/10/2020
- Webinar programme - 10/10/2020
- Orientation programme for post graduate students - 06/10/2020 to 10/10/2020

NOVEMBER

- Under graduate students having attendance shortage & who could not attend the exam held in Oct 2020 to attend theory classes from Nov 2020
- Ethical committee meeting for approval of synopsis 11/11/2020
- Head of the Departments meeting / IQAC meeting on 19/11/2020
- Submission of internal marks and attendance to the university -December 2020 exam going batch
- Webinar/IDM programme - 25/11/2020

DECEMBER

- Head of the Departments meeting/ IQAC meeting/ IRB meeting on 09/12/2020
- University exams for under graduates - December 2020 batch
- Webinar/IDM programme - 23/12/2020

2021

JANUARY

- University exams for under graduates - December 2020 batch
- Head of the departments meeting/ IQAC meeting on 12/01/2021
- Webinar/IDM - 27/1/2020
- Annual alumni meet (online)

FEBRUARY

- Head of the Departments meeting / IQAC meeting on 03/02/2021
- Under graduate students having attendance shortage & who could not attend the exam held in December 2020 to attend online theory classes from February 2021
- Post graduate synopsis submission to the university on or before the last working day of February 2020
- Webinar/IDM - 23rd Feb 2020
- Mock exams for post graduate students (2018 to 2021 batch)
- Mock exams for post graduate students (2018 to 2021 batch)

MARCH

- Head of the departments meeting / IQAC meeting/IRB meeting on 09/03/2021
- Webinar/IDM on 30/03/2021

APRIL

- Head of the Departments meeting/ IQAC meeting on 02/04/2021
- Founder's day celebration on 21-22/04/2021

- CDE/IDM on 26/04/2020
- Dental era issue to be released

MAY

- Head of the Departments /IQAC meeting on 10/05/2021
- IDM/CDE on 26/05/ 2020
- Submission of internal marks and attendance to the university - June 2021 exam going batch

JUNE

- Head of the Departments/IQAC meeting/IRB meeting on 07/06/2021
- University exams for regular batch (June 2021)
- Calender of events for the entire year (June 2021 to June 2022 batch)
- IDM/CDE on 21/06/2020

2.5.2. Mechanism to deal with examination-related grievances is transparent, time-bound and efficient

Continuous internal evaluation, matters relating to University examination for submission of appeals, providing access to answer scripts, provision of re-totaling and provision for re-assessment is done as stipulated by university

2.5.3. Reforms in the process and procedure in the conduct of evaluation/examination; including the automation of the examination system

Due to the COVID pandemic, theory exams were conducted following standard operating protocol as advised by the Government and university guidelines. Practical/clinical exams couldn't be conducted on patients, instead students belonging to that particular academic year were evaluated by conducting pre-clinical exercises and simulated models.

University had designated staff to conduct exams in an organized way, our college being the exam centre.

2.5.4. The Institution provides opportunities to students for midcourse improvement of performance through specific interventions

Internal exams had been conducted regularly in all departments. And some students who scored less than 50% average were given remedial teaching and repeat assignments and exams (re-tests) were conducted at department levels.

2.6 Student Performance and Learning Outcome

2.6.1. The Institution has stated the learning outcomes (generic and programme-specific) and graduate attributes as per the provisions of the Regulatory bodies and the University; which are communicated to the students and teachers through the website and other documents

Program outcomes, program specific outcomes and course outcomes for all programs offered by the institution are stated and displayed in website of the institution (to provide the web link)

The expected outcome of student training programme in various departments of our institution is to ultimately sculpt a dental professional who will;

- Who will practice general dentistry effectively and efficiently, backed by scientific knowledge and skill?
- Exercise empathy and a caring attitude and maintain high ethical standards.
- Continue to evince keen interest in continuing dental education
- Willing to share the knowledge and skills with any learner, junior or a colleague
- To develop the faculty for critical analysis and evaluation of various concepts and views, to adopt the most rational approach.

At the end of the course each student will

- Demonstrate understanding of the basic sciences
- Describe etiology, pathophysiology, principles of diagnosis and management of dental diseases in adults and children
- Identify social, economic, environmental and emotional determinant in a given case and take them in to account for planning treatment.
- Recognize conditions that may be outside their area of competence and to refer them to an appropriate specialist
- Update their knowledge by self-study and by attending courses, conferences and various other continued dental education programmes
- Undertake audit, use information technology and carry out research both basic and clinical with the aim of publishing or presenting the paper at various scientific gathering
- Be humble and accept the limitations in his knowledge and to ask for help for colleagues / specialist when needed
- Respect patient's rights and privileges including patient's right to information and right to seek a second opinion
- Adopt ethical principles and professional honesty in all aspect of practice
- Develop communication skill and leadership quality to get the best out of his team in a congenial working atmosphere

2.6.2 Incremental performance in Pass percentage of final year students in the year

Programme Code	Programme name	Number of students appeared in the final year examination	Number of students passed in final semester/year examination	Pass Percentage
UG- BDS	BDS final year	121	95	78.5%

PG-MDS	exam MDS exam	45	42	93.3%
--------	------------------	----	----	-------

2.6.3 The teaching learning and assessment processes of the Institution are aligned with the stated learning outcomes

Provide details on how teaching learning and assessment processes are mapped to achieve the generic and program-specific learning outcomes (for each program) within 100 – 200 words

2.6.4 Presence and periodicity of parent-teachers meetings, remedial measures undertaken and outcome analysis

Describe structured mechanism for parent-teachers meetings, follow-up action taken and outcome analysis within 100 - 200 words

2.7 Student Satisfaction Survey

2.7.1 Online student satisfaction survey regarding teaching learning process

Parameters	Very good (%)	Good (%)	Satisfactory (%)	Unsatisfactory (%)
1 College campus and infrastructure.	12.6	45.9	23.5	18.0
2 Course content	15.6	50.4	25.8	8.2
3 Canteen Facility	11.5	52.4	27.3	8.8
4 Hostel facility	12.4	50.6	31.5	5.5
5 Sports and other extra-curricular activities	19.4	45.3	30.1	5.6
6 Teaching and learning programmes	17.4	50.6	26.5	5.5
	14.3	55.2	18.4	12.1

7 Help and support from the administrative staff	20.4	51.1	17.5	11
8 Quality of social life in college	22.5	50.5	19.9	7.1
9 Library resources	10.3	61.2	19.9	8.6
10 Student support services	12.9	71.5	9.6	6.0
11 Overall rating				

Criterion 3- Research, Innovations and Extension

3.1 - Resource Mobilization for Research

3.1.1 Number of teachers recognized as PG/ Ph.D research guides by the respective University

3.1.1.1. Number of teachers recognized as **PG/** Ph.D research guides during the year

3.1.1.2. Number of full-time teachers in the Institution during the year

Sl. No	Name	Designation
1.	Dr. Sushant A. Pai	Principal
2.	Dr. Tejavathi Nagaraj	Prof & HoD
3.	Dr. Kusum Valli.S	Prof & HoD
4.	Dr. Santhosh T.Paul	Prof & HoD
5.	Dr. Abhinav Diwan	Professor

6.	Dr. Akshay D Shetty	Prof & HoD
7.	Dr. Navya R. Shetty	Prof & HoD
8.	Dr. Rajesh. R.N.G	Prof & HoD
9.	Dr. Umesh Yadalam	Addl Prof
10.	Dr. Yogesh T.L	Addl Prof
11.	Dr. Nanda Prasad	Addl Prof
12.	Dr. Vijay Raghava. K.	Addl Prof
13.	Dr. B. Umamaheshwari	Addl. Prof
14.	Dr. Umme Azher	Addl. Prof
15.	Dr. Shiraz Pasha	Addl. Prof
16.	Dr. Keerthi. R	Addl Prof
17.	Dr. Divya Reddy	Addl Prof
18.	Dr. Khaja Iftheqar Ahmed	Addl Prof
19.	Dr. Durga Okade	Reader
20.	Dr. Sudhakar Reddy	Reader
21.	Dr. Mahalakshmi. I.P	Addl. Reader
22.	Dr. Aditi Bose	Addl. Reader
	Dr. Madhuri R.	Addl. Reader

23.	Devale	
	Dr. Pooja Sinha	Addl. Reader
24.		
	Dr. C. Deepak Chowdary	Addl. Reader
25.		
	Dr. Anadha N Gujar	Reader
26.		
	Dr. Mihir Nayak	Addl. Reader
27.		
	Dr. Smitha. M	Reader
28.		
	Dr. Nonitha. S	Reader
29.		
	Dr. Mohammed Imran	Reader
30.		
	Dr. Swati Vishwakarma	Reader
31.		
	Dr. Partha Pratim Roy	Reader
32.		
	Dr. Yashavanth. A	Reader
33.		
	Dr. Shanthanalakshmi	Sr. Lecturer
34.		
	Dr. Jintu Balakrishnan	Sr. Lecturer
35.		
	Dr. Nida Ahmed	Sr. Lecturer
36.		
	Dr. Bhavana T. V	Sr. Lecturer
37.		
	Dr. Paramesh Gowda S V	Sr. Lecturer
38.		
	Dr. Anoop Alex Mathews	Sr. Lecturer
39.		
	Dr. Saadath Afzaa	Sr. Lecturer

40.	S A	
	Dr. Hemavathi. U	Sr. Lecturer
41.		
	Dr. Manjusha K Nambiar	Sr. Lecturer
42.		
	Dr. Roshan Cherian	Sr. Lecturer
43.		
	Dr. Janis Shajan	Sr. Lecturer
44.		
	Dr. Safina Masroor	Sr. Lecturer
45.		
	Dr. Afreen Kouser	Sr. Lecturer
46.		
	Dr. Arathi S Nair	Sr. Lecturer
47.		
	Dr. Rhea S Mathew	Sr. Lecturer
48.		
	Dr. Nomitha S Prakash	Sr. Lecturer
49.		
	Dr. Chutty Issac	Sr. Lecturer
50.		
	Dr. Nishanth P	Sr. Lecturer
51.		
	Dr. Soumya Nair	Sr. Lecturer
52.		
	Dr. Pavithra	Sr. Lecturer
53.		
	Dr. Sumanth K S	Sr. Lecturer
54.		
	Dr. Bedkekar Sushma	Sr. Lecturer
55.		
	Dr. Urwashi Kumari	Sr. Lecturer
56.		

57.	Dr. Prathibha Prasad	Sr. Lecturer
58.	Dr. Rony T Kondody	Sr. Lecturer
59.	Dr. Ashwanth Kumar V	Sr. Lecturer
60.	Dr. Angeline Jose	Sr. Lecturer
61.	Dr. Krishna Gopan	Sr. Lecturer
62.	Dr. Vidya J	Sr. Lecturer
63.	Dr. Sindhu Mati	Sr. Lecturer
64.	Dr. Safiya Fatima Khan	Sr. Lecturer
65.	Dr. Divya Chandra S	Sr. Lecturer
66.	Dr. Anitha J	Sr. Lecturer
67.	Dr. Geetha Eashwar Pillai	Lecturer
68.	Dr. Abdul Bari	Lecturer
69.	Dr. Bharath K.S	Lecturer
70.	Dr. Karishma Justin	Lecturer
73.	Dr. Aparna E. V	Lecturer
74.	Dr. Rithu A R	Lecturer
Medical Staff Human Anatomy Designation & Histology		
1	Dr. B.P.P. Rathnam	Professor
2	Dr. H.M. Munikrishnappa	Lecturer
3	Dr. Syeda Tasneem Kausar	Asst. Prof

4	Dr. Shivakumar Rai, Lecturer	Lecturer
5	Dr. Kempa Raju, Lecturer	Lecturer
Physiology		
1	Dr. Padmanabha. D.R	Professor
2	Dr. Mita Sarkar	Reader
3	Dr. Usha. S Lecturer	Lecturer
4	Dr. Mradula Shetty	Lecturer
Biochemistry		
1	Dr. Lakshminarayana. U	Professor
2	Dr. Sunanda Murthy	Professor & Head
3	Dr. Amrendra Kumar Thakur	Lecturer
4	Dr. Bhaskar Gaonkar	Asst. Prof
5	Dr. Charul B V	Lecturer
6	Dr. Faizya Taskeen	Lecturer
General Pathology		
1	Dr. Sangeetha Sharma	Asso. Prof
2	Dr. Sida Tagore	Asso.Prof
3	Dr. Priya. L	Lecturer
4	Dr. Anuroop. N	Lecturer
Microbiology		
1	Dr. Latha. G	Professor
2	Dr. Priyanka Singh	Asst. Prof
3	Ms. Musarath Banu	Lecturer
4	Mrs. Bincy James	Lecturer
5	Dr. Uday Shankar. C.S	Lecturer
Pharmacology		
1	Dr. Ambrish. C	Asst. Prof
2	Dr. Syed Khadeer	Asst. Prof
3	Dr. Niroop. R	Asst. Prof
4	Dr. Rahul K. H	Lecturer
5	Dr. Mokka Pavankumar Reddy	Lecturer
6	Dr. Karthik. N	Lecturer
General Medicine		
1	Dr. Arun Sasidharan	Asso. Prof
2	Dr. Sriram. R Asst. Prof	Asst. Prof
3	Dr. Faseeh K M	Asso. Prof
3	Dr. Venkatesh A.L	Lecturer
4	Dr. Sunith. S. S	Lecturer
General Surgery		
1	Dr. Santhosh. R, Prof	Professor
2	Dr. Naveen Kumar. M	Lecturer
3	Dr. Abida Begum	Lecturer

4	Dr. H.B. Gurudath	Lecturer
Anaesthesia		
1	Dr. Brijesh. G.C	Asst. Prof
2	Dr. G. Jasava Royan	Lecturer

3.1.2 Number of teachers awarded national /international fellowships / financial support for advanced studies/collaborative research and participation in conferences during the year

A. National Fellowship Departments	Name of the Faculty awarded National fellowship	Name of the National fellowship	Awarding agency	Year of grant
Oral Medicine & Radiology	Dr. Durga Rajaram Okade	Forensic Odontology	SDM, Dharward	2018

B. International Fellowship - None

C. Financial support for advanced studies/Collaborative research – None

D. Collaborative Research – None

3.1.2 Number of research projects/clinical trials funded by government, industries and non-governmental agencies during the year

Year	Name of principal investigator	Title of the project	Funding agency	Type (Government/non-government)	Department of principal investigator	Year of sanction	Funds provided (INR)	Duration of project	Link for funding agencies
------	--------------------------------	----------------------	----------------	----------------------------------	--------------------------------------	------------------	----------------------	---------------------	---------------------------

2020	Dr. Tejavathi Nagaraj	Central role of LEAP (Liver expressed antimicrobial peptide) in Iron homeostasis and	RGUHS	Government	Oral Medicine & Radiology	2020	2 Lakhs	2 years	https://rguhs.ac.in/
------	-----------------------	--	-------	------------	---------------------------	------	---------	---------	---

		dysplasia associated with OSMF-A randomized control trial.							
--	--	--	--	--	--	--	--	--	--

3.2- Innovation Ecosystem

3.2.1 The Institution has created an ecosystem for innovations including Incubation Centre and other initiatives for creation and transfer of knowledge

The institution strives to provide an environment, which is conducive for research and innovation, by providing all support required to eventuate the objectives. An elaborate scrutinization is exercised in the selection and recruitment of dynamic and enterprising faculty. The selection process involves careful scanning of applications and testing of knowledge and skills through interviews and mock lecture sessions. The teaching faculty is encouraged to undergo professional development programmes and organize and participate in conferences, seminars, symposiums and hands-on workshops. Value Added courses are conducted for both undergraduate and postgraduate students to promote innovation and enhance skills in basic as well as advanced dental procedures and develop knowledge and evidence based approach among students, and also hone their clinical acumen. Interdepartmental clinical meets are organized once in a month to facilitate the postgraduate students to showcase their research and also facilitate multidisciplinary discussions. In collaboration with renowned institutions such as Kidwai Memorial Hospital, Bangalore Baptist Hospital and Bhagwan Mahaveer Jain Hospital, the institution has successfully conducted student exchange programs in order to learn and imbibe different clinical and practical approaches.

3.2.2 Number of workshops/seminars conducted on Intellectual Property Rights (IPR) Research methodology, Good Clinical, Laboratory, Pharmacy and Collection practices, writing for Research Grants and Industry-Academia Collaborations during the year

Year	8th October 2020
Number of workshops / seminars conducted	“Clinical research & Good Clinical Practice” by department of Oral Medicine & Radiology.

CLINICAL RESEARCH AND GOOD CLINICAL PRACTICE (08/10/2020)

Sl No	Participants Name
--------------	--------------------------

1. **Dr. Akshay Shetty**
2. **Dr. Kusum Valli**
3. **Dr. Mita Sarkar**
4. **Dr. Rajesh R.N.G**
5. **Dr. Santosh T.Paul**
6. **Dr. Sarita Joshi
Narayan**
7. **Dr. Sida Tagore**
8. **Dr. Silju Mathew**
9. **Dr. Sushant A Pai**
10. **Dr. Tejavathi Nagaraj**
11. **Dr.Yogesh TL**
12. **Mr. Bawa**
13. **Mr. Jayappa Reddy**
14. **Mr. Sunil S.**
15. **Dr. Aajumani
Basumatary**
16. **Dr. Aditi Bose**
- Dr. Afreen Saleem**

17.

18. **Dr. Aishwarya
Chidambareswar**

19. **Dr. Amulya. V**

20. **Dr. Ancitta Shiny M**

21. **Dr. Anjali**

22. **Dr. Annu Eliza James**

23. **Dr. Arathi S Nair**

24. **Dr. Athavale Rajlaxmi
Ravindra**

25. **Dr. Bhanu Priya U**

26. **Dr. Bharathi**

27. **Dr. Bhavana T V**

28. **Dr. Dhivya P**

29. **Dr. Divya VC**

30. **Dr. Anoop Alex
Mathews**

31. **Dr. B.Umamaheswari**

32. **Dr. Chutty Issac**

Dr. Divya V S

33.

Dr. H.N.Santosh

34.

Dr. Hemavathi U

35.

Dr. Krishna Gopan

36.

Dr. Leena James

37.

Dr. Likhith Srinivas

38.

Dr. Mahalakshmi

39.

Dr. Mangala Jyothi K J

40.

Dr. Nandaprasad

41.

Dr. Navya R Shetty

42.

Dr. Nonitha S

43.

Dr. Noori

44.

Dr. Partha Pratim Roy

45.

Dr. Roshan Cherian

46.

**Dr. Shanthana
Lakshmi Cb**

47.

Dr. Shareen Taj

48.

49. **Dr. Shruti Poojari**
50. **Dr. Swati
Vishwakarma**
51. **Dr. Vahini N Tamburi**
52. **Dr. Zainab Shirazi**
53. **Dr. Anadha N Gujar**
54. **Dr. B.
Saravanakarthiskeyan**
55. **Dr. Chandrashekar**
56. **Dr. Chaya M David**
57. **Dr. Devu Krishnan**
58. **Dr. Divya Reddy**
59. **Dr. Jyoti Vishwakarma**
60. **Dr. Nida Ahmed**
61. **Dr. Pathik Debnath**
62. **Dr. Pooja Sinha**
63. **Dr. Raghu D**
64. **Dr. Shamama Mumtaz**

65. **Dr. Soniya
Kongbrailatpam**
66. **Dr. Sriramula Yamini**
67. **Dr. Umme Azher**
68. **Dr. Vandana Chandran**
69. **Dr. Zaina Gayas**
70. **Dr.Durga Okade**
71. **Dr.Ljum Doye**
72. **Dr.Janis Shajan**
73. **Dr.K.Vijayraghava**
74. **Dr.Karishma Justin**
75. **Dr. M.Shanthi**
76. **Dr. Neenu Mol James**
77. **Dr. Smitha.M**
78. **Dr. Umesh Yadalam**
79. **Dr. Yasir Shafeeq
Mohiyuddin**
- Dr. Ganesh C**

80.

Dr. Gopika G

81.

Dr. Jain George

82.

Dr. K C Aswani

83.

Dr.Keerthi R

84.

**Dr. Keerthy
Umashankar**

85.

Dr. M.Vijayaraj

86.

87. **Dr. Madhuri R
Devale**
88. **Dr. Manjusha K
Nambiar**
89. **Dr. Marin
Abraham**
90. **Dr. Mihir Nayak**
91. **Dr. Mohammed
Imran**
92. **Dr. Muhammed
Bilal M**
93. **Dr. Mujahid
Azizkhan**
94. **Dr. Navya Shree
GI**
95. **Dr. Nimra Banu**
96. **Dr. Priyadarshini
L Naik**
97. **Dr. Priyona John**
98. **Dr. Rathnam
Bodukuri**
99. **Dr. Ravalika S**
100. **Dr. Rhea S
Mathew**
101. **Dr. Ruby
Rahman**
102. **Dr. Safina
Masroor**
103. **Dr. Shubhangi
Kumari**

- 104.** **Dr. Sonali Ranka**
M
- 105.** **Dr. Subin Babu**
- 106.** **Dr. Syeda Sana**
Arman
- 107.** **Dr. T Rachita**
- 108.** **Dr. Vaishnavi Vs**
- 109.** **Dr. Vijayalakshmi**
Yartha

110. **Dr.Vishnu
Dev**
111. **Dr.Vishnu**
112. **Dr.Yashavan
th A**
113. **Dr.Zainab
Shirazi**

3.3- Research Publications and Awards

3.3.1 *The Institution ensures implementation of its stated Code of Ethics for research.*

Code of Ethics

The college has a constituted research committee comprising of senior teachers and UG and PG students members.

Current Recommendations:

1. The committee recommends streamlining the process of Ethical Clearance (IEC). Presently, IEC meets annually to review the research projects of faculty and students. The recommendations of the IEC are considered and there after the projects are forwarded to RGUHS for clearance.
2. The Research committee recommends to improvize strategies for selection of research articles. Currently, the institute is using the “Viper Software” to scrutinize articles for plagiarism.
- 3.Registration of the Institutional Ethics Committee with CDSCO (Central Drugs Standard Control Organization) under Ministry of Health and Family Welfare has been recommended by the research committee. The process is under way for the registration.
4. Invitation to eminent people for conducting workshops and delivering keynote lectures on topics related to research methodology and protocols has also been recommended.

As a result of which a host of eminent personalities in the field of dentistry have been delivering lectures in Sri Rajiv Gandhi College of Dental Sciences and Hospital.

Furthermore, the research committee, to enhance research among the students and faculties has made faculty research compulsory

Members of Ethical Committee S/No	Name & Designation	Position
1	Dr. Silju Mathew Assoc.Dean,FDS- RUAS	Chairperson
2	Dr. Sushant Anant Pai, Principal Prof & HOD - Prosthodontics, SRGCDS	Member Secretary
3	Dr. Tejavathi Nagaraj Prof & HOD - Oral Medicine & Radiology,	Member

	SRGCDS	
4	Dr. Akshay D. Shetty Prof & HOD - Oral & Maxillofacial Surgery, SRGCDS	Member
5	Dr. Santhosh T. Paul Prof & HOD – Pediatric & Preventive Dentistry, SRGCDS	Member
6	Dr. Rabindra S Nayak Prof & HOD – Orthodontics, MRADC	Member
7	Dr. Jyothsna V Shetty Prof – Pediatric & Preventive Dentistry, MRADC	Member
8	Dr. Hemalata M Prof & HOD – Periodontics, MRADC	Member
9	Dr. Pradeep P R Prof & HOD – Conservative Dentistry, MRADC	Member
10	Dr. Sida Tagore Associate Professor, General Pathology	Member
11	Dr. Mita Sarkar Professor, General Physiology –Basic Medical Scientist	Member
12	Mr. Sunil. S - Legal Advisor	Member
13	Mr. G. A Bawa - NGO Representative, Social Scientist	Member
14	Mr. Jayappa Reddy - Social Worker	Member

3.3.2 Number of Ph.D/ DM/ M Ch/ PG Degree in the respective disciplines received per recognized PG teachers* of the Institution during the year

- 3.3.2.1 Number of Ph.D.s /DM/M Ch/PG degrees in the respective disciplines **received per recognized PG teachers* of the Institution during the year**
- 3.3.2.2 Number of PG teachers recognized as guides by the Regulatory Bodies / Universities during the year

Department	Year	Name(s) of PG(s) guided
Oral Medicine & Radiology	2016-2017	Dr Poonam Sahu
2018-2019		Dr. Soniya Kongbrailatpam
2019-2020		Dr. Yasir Dr. Ijum Doye
2020-2021		Dr. Devu Krishnan
2016-2017		Dr. Sree Vaishnavi
Oral Pathology	2018-2019	Dr. Swati Saxena Dr. Jyoti Vishwakarma
2019-2020		Dr. Likhith Srinivas
2020-2021		Dr. Jane George
Pediatric & Preventive Dentistry	2016-2017	Dr. Vijayashree C
2016-2017		Dr. Rohit Kumar Rai
2016-2017		Dr. Susanth V Suresh
2017-2018		Dr. Muffedha K Nazar
2017-2018		Dr. Saranya V Nair
2017-2018		Dr. Manu Jaiswal
2018-2019		Dr. Ruby Rahman
2018-2019		Dr. Aishwarya Chidambareshwar
2018-2019		Dr. Priyona John
2019-2020		Dr. Raghu D
2019-2020		Dr. Vishnu
2019-2020		Dr. Zaina Gayas
2020-2021		Dr. Vandana Chandran
2020-2021		Dr. Rana Afreen Noor
2020-2021		Dr. Wiquar Muneer
Conservative Dentistry & Endodontics	2016-2017	Dr. Anju Ann Chackoo
2016-2017		Dr. Dilshad Motishaw
2016-2017		Dr. Shilpa U
2017-2018		Dr. Nisha A N
2017-2018		Dr. Chutty Issac
2018-2019		Dr. Dhivya P
2018-2019		Dr. Vijayalakshmi Yaritha
2018-2019		Dr. Priyadarshini Naik
2019-2020		Dr. Shareen Taj
2019-2020		Dr. Afreen Saleem
2020-2021		Dr. Sonali Ranka
2020-2021		Dr. Bilal

2020-2021		Dr. Bharathi
Periodontology	2016-2017	Dr. Nivetha
2016-2017		Dr. Kiran
2016-2017		Dr. Kalyani
2017-2018		Dr. Deeksha
2017-2018		Dr.Sangeetha
2017-2018		Dr. Suraj
2018-2019		Dr.Pathik
2018-2019		Dr. Vishnu Dev
2018-2019		Dr.Neenu Mol
2019-2020		Dr.Keerthy
2019-2020		Dr. Yamini
2020-2021		Dr. Zainab
		Dr.Amulya
		Dr.Rachita
2020-2021		Dr. Arshiya
Oral &	2016-2017	Dr. Fazeel
Maxillofacial		Ahmed
Surgery		Dr. Shruti T.
		M.
Dr. Akash Shaju		
2017-2018		Dr.Shikhar aich
		Dr. Kumari Ratna
2018-2019		Dr. K. C. Aswini
		Dr. Chandrashekhar
2018-2019		Dr. Ravalika Singarapu
2019-		Dr. Bhanupriya U.
2020		Dr. Syeda Sana Arman
2019-2020		Dr. Mujahid Aziz Khan
2020-2021		Dr. Aditya Iyengar
		Dr. Shreyans Sanaki
		Jain
2020-2021		Dr. Uddipta
		Chattopadhyaya
Orthodontics	2018	Dr. Amrita, Dr.
		Hasti
2019		Dr. Shweta, Dr. Anu
2020		Dr. Janis, Dr. Eram
2021		Dr. Subin, Dr. Vijay
2019		Dr. Navyashree
2020		Dr. Gopika
Prosthodontics	2016-2017	Dr. Kubra Q
2016-2017		Dr. Sukanya Abigail
2017-2018		Dr. Monidipa Banerjee
2017-2018		Dr. Afreen Kouser
2017-2018		Dr. Nithya S
2018-2019		Dr. Shruti Poojari
2018-2019		Dr. Krishna Gopan
2018-2019		Dr. Shuhangi Kumari

2019-2020	Dr. Nimra Banu
2019-2020	Dr. Rajlaxmi Athavale
2019-2020	Dr. Vahini Tambur
2020-2021	Dr. Samhita M
2020-2021	Dr. Neha Kausar
2020-2021	Dr. Zulekha Aga

List of candidates enrolled for PhD Sl.NO

	Candidate Name	Department	University
1.	Dr. Umme Azher	Pediatric & Preventive Dentistry	Rajiv Gandhi university of Health Sciences, Bengaluru, Karnataka.
2.	Dr. Mihir Nayak	Pediatric & Preventive Dentistry	Rajiv Gandhi university of Health Sciences, Bengaluru, Karnataka.
3.	Dr. Anadha Gujjar	Orthodontics & Dentofacial Orthopedics	M S Ramaiah University of Applied Sciences, Bengaluru, Karnataka.
4.	Dr. Pooja Sinha	Oral Medicine & Radiology	Rajiv Gandhi university of Health Sciences, Bengaluru, Karnataka.

Number of PG teachers recognized as guides by the Regulatory Bodies / Universities during the last 5 year.

Department
Oral Medicine & Radiology
Dr. Durga Rajaram Okade

Name of fulltime teachers recognized as PG guides

Dr. Tejavathi Nagaraj

Oral Pathology	Dr. Yogesh T.L. Dr. NandaPrasad
Pediatric & Preventive Dentistry	Dr. Santhosh T Paul
Dr. UmmeAzher Dr.Divya Reddy Dr. Smitha M Dr. Mihir Nayak	
Conservative Dentistry & Endodontics	Dr. Kusum Valli S
Dr. Abhinav Diwan Dr. Shiraz Pasha	
Periodontology	Dr. Umesh Yadalam
Dr. Vijay Raghava	
Oral & Maxillofacial Surgery	Dr. Akshay Shetty
Dr. VIvek G.K. Dr. Mohammed Imran	
Orthodontics & Dentofacial Orthopedics	Dr. Rajesh RNG
Dr. Anadha N Gujar	
Prosthodontics & Implantology	Dr Sushant A Pai
Dr. Keerthi Ramachandra Dr. Umamaheswari B	

3.3.3 Number of papers published per teacher in the Journals notified on UGC -CARE list in the UGC website/Scopus/ Web of Science/ PubMed during the year

Sl.no	Title of the paper	Name of the author	Department of the teacher	Year of publication	Title of the journal, volume, issue, page numbers	Indexing information (UGC-CARE list/Scopus/Web of science/PubMed)	h-index	i-10 index
1	Relationship between ABO blood group and Rh factor with oral potentially malignant disorder.	Dr. Tejavathi Nagaraj	Oral Medicine and Radiology	2020	J Oral Maxillofac Pathol 2021. doi: 10.4103/jomfp.jomfp_75_21.	PubMed	9	8

2	Determination of gender by using mandibular flexure – A radiographic study.	Dr. Tejavathi Nagaraj	Oral Medicine and Radiology	2019	J Indian Acad Oral Med Radiol 2019;31(15):2-4.	Scopus, Web of Science	9	8
3	Plexiform ameloblastoma arising from the dentigerous cyst – A rare case report.	Dr. Tejavathi Nagaraj	Oral Medicine and Radiology	2019	J Indian Acad Oral Med Radiol 2019;31:188-92.	Scopus, Web of Science	9	8
4	Expression of hTERT in Oral submucous fibrosis and oral squamous cell carcinoma – an immunohistochemical analysis.	Dr. Tejavathi Nagaraj	Oral Medicine and Radiology	2019	Pathol Oncol Res doi: 10.1007/s12253-019-00700.	PubMed	9	8
5	Verrucous carcinoma : A clinicopathological study.	Dr. Tejavathi Nagaraj	Oral Medicine and Radiology	2019	Oral Maxillofac Pathol 2019;23:303. doi: 10.4103/jomfp.JOMFP_59_19.	PubMed	9	8
6	Intra-observer and inter-observer variability in two grading systems for oral epithelial dysplasia: A multi-centre study in India.	Dr. Tejavathi Nagaraj	Oral Medicine and Radiology	2020	J Oral Pathology and Medicine 2020;49(9) https://doi.org/10.1111/jop.1305	PubMed	9	8

7	Linear dimension al change of five interocclus al recording materials when immersed in two disinfectan ts for different time intervals.	Dr. Tejavathi Nagaraj	Oral Medicine and Radiology	2019	J Contemp Dent Pract 2019;20(6):732-737.	PubMed	9	8
8	Estimation of serum hepcidin in oral submucou s fibrosis before and after supplemen tation with oral iron: A randomize d control clinical trial.	Dr. Tejavathi Nagaraj	Oral Medicine and Radiology	2018	J Oral Maxillofac Pathol 2018;22:303-306.	PubMed	9	8
9	Atypical variation of oral verrucous carcinoma : A comprehe nsive case report.	Dr. Tejavathi Nagaraj	Oral Medicine and Radiology	2016	J Indian Acad Oral Med Radiol 2016;28:70-73.	Scopus, Web of Science	9	8
10	Radiograp hic assessmen t of distributio n of mandibula r third molar impaction: A retrospecti ve study.	Dr. Tejavathi Nagaraj	Oral Medicine and Radiology	2016	J Indian Acad Oral Med Radiol 2016;28:145-9.	Scopus, Web of Science	9	8

11	Relationship between ABO blood group and Rh factor with oral potentially malignant disorder.	Dr. Durga Rajaram Okade	Oral Medicine and Radiology	2020	J Oral Maxillofac Pathol 2021. DOI: 10.4103/jomfp._75_21	PubMed	2	0
12	Plexiform ameloblastoma arising from the dentigerous cyst – A rare case report.	Dr. Durga Rajaram Okade	Oral Medicine and Radiology	2019	J Indian Acad Oral Med Radiol 2019;31:188-92.	Scopus, Web of Science	2	0
13	Relationship between ABO blood group and Rh factor with oral potentially malignant disorder.	Dr. Mahalakshmi I.P.	Oral Medicine and Radiology	2020	J Oral Maxillofac Pathol 2021. doi: 10.4103/jomfp._75_21.	PubMed	2	1
14	Histomorphological comparison of pleomorphic adenoma in major and minor salivary glands of oral cavity: A comparative study.	Dr. Mahalakshmi I.P	Oral Medicine and Radiology	2019	J Oral Maxillofac Pathol 2019;23:356-62.	PubMed	2	1
15	The diagnostic value of ultrasonography in the detection of zygomatico-orbital	Dr. Pooja Sinha	Oral medicine and Radiology	2021	Global journal for research analysis. 2021;10(6). https://www.doi.org/10.36106/gjra .	PubMed	5	2

complex fractures.

16	Relationship between ABO blood group and Rh factor with oral potentially malignant disorder.	Dr. Pooja Sinha	Oral Medicine and Radiology	2020	J Oral Maxillofac Pathol 2021. doi: 10.4103/jomfp.jomfp_75_2.	PubMed	5	2
17	Relationship between ABO blood group and Rh factor with oral potentially malignant disorder.	Dr. Bhavana T V	Oral Medicine and Radiology	2020	J Oral Maxillofac Pathol.2021. doi: 10.4103/jomfp.jomfp_75_2.	PubMed	3	0
18	Histomorphological comparison of pleomorphic adenoma in major and minor salivary glands of oral cavity: A comparative study.	Dr. Bhavana T V	Oral Medicine and Radiology	2019	J Oral Maxillofac Pathol.2019;23:356-62.	PubMed	3	0
19	Incidence of distal caries in mandibular second molars due to impacted third molars: Nonintervention strategy of asymptom	Dr. Akshay Shetty	Oral and Maxillofacial Surgery	2017	Int J Appl Basic Med Res. 2017;7(1): 15-19.	PubMed	7	5

atic third
molars

sequelae following impacted third molar surgery.

25	Management of Non-Hodgkin's Lymphoma in maxillofacial region with chemotherapy.	Dr. Akshay Shetty	Oral and Maxillofacial Surgery	2017	Ann Maxillofac Surg. 2017;7(2): 312-315.	PubMed	7	5
26	Comparison of preemptive effect of dexamethasone and methylprednisolone after third molar surgery: a split-mouth randomized triple-blind clinical trial.	Dr. Akshay Shetty	Oral and Maxillofacial Surgery	2021	Journal of Maxillofacial and Oral Surgery 2021;20:2 64-270.	PubMed	7	5
27	Effectiveness of long term supervised and assisted physiotherapy in postsurgery oral submucous fibrosis patients.	Dr. Akshay Shetty	Oral and Maxillofacial Surgery	2016	Case Reports in Dentistry 2016;4:1-5	PubMed	7	5
28	A comparative study of single 3-D	Dr. Akshay Shetty	Oral and Maxillofacial Surgery	2016	Journal of Advanced Clinical and Research	Scopus	7	5

titanium
plate
versus
conventio
nal
Champy's
2
miniplate

Insights.2
016;3(6):1
94-199.

fixation in the management of mandibular anterior fracture: A prospective clinical study.

29	Keratocystic odontogenic tumor - A case report and review of literature.	Dr. Akshay Shetty	Oral and Maxillofacial Surgery	2016	Int J Med Dent Case Rep.2016; 2:1-4.	Scopus	7	5
30	Clinical analysis of treatment methods for oral submucous fibrosis.	Dr. Akshay Shetty	Oral and Maxillofacial Surgery	2009	International Journal of Oral and Maxillofacial Surgery.2009;38(5):493.	PubMed	7	5
31	Maxillary Clear Cell Odontogenic Carcinoma - A rare entity.	Dr. Akshay Shetty	Oral and Maxillofacial Surgery	2016	Journal of Advances in Medicine and Medical Research. 2016;18(3):1-5.	Scopus	7	5
32	Evaluation of sagittal curving osteotomy vs conventional advancement genioplasty in retrogenia patients: a randomized control trial.	Dr. Akshay Shetty	Oral and Maxillofacial Surgery	2021	J Maxillofac Oral Surg 2021: 1-15.	PubMed	7	5

33	Maxillofacial injuries as an occupational hazard of farming in rural and semi-urban population: A 3-year retrospective epidemiological study.	Dr. Akshay Shetty	Oral and Maxillofacial Surgery	2021	Journal of Maxillofacial and Oral Surgery 2021;20:5-12.	PubMed	7	5
34	A rare entity of undifferentiated pleomorphic sarcoma of the mandible - A case report.	Dr. Akshay Shetty	Oral and Maxillofacial Surgery	2021	Ann Maxillofac Surg. 2021; 11(1):156-159.	PubMed	7	5
35	Comparative evaluation of preemptive analgesia of dextrometorphan and ibuprofen in third molar surgeries.	Dr. Akshay Shetty	Oral and Maxillofacial Surgery	2020	Ann Maxillofac Surg. 2020; 10(2):312-319.	PubMed	7	5
36	Removal of displaced maxillary third molar using Modified Gillie's Temporal approach.	Dr. Akshay Shetty	Oral and Maxillofacial Surgery	2020	Ann Maxillofac Surg. 2020; 10(1):210-212.	PubMed	7	5

37	Efficacy of Methylprednisolone injected into masseter muscle preoperatively in surgical extraction of lower third molars: A randomized placebo controlled triple blind study.	Dr. Akshay Shetty	Oral and Maxillofacial Surgery	2018	Journal of Dentistry 2018; 8:478-481.	PubMed	7	5
38	Management of haemangiolympangioma - An infrequent tumor in oral cavity: A case report and a review.	Dr. Akshay Shetty	Oral and Maxillofacial Surgery	2016	Journal of Advances in	Scopus Medicine and Medical Research.	7	5
39	Fibrin glue in surgery.	Dr. Akshay Shetty	Oral and Maxillofacial Surgery	2016	Journal of oral medicine surgery pathology biology.2016;1(1):41-52.	Scopus	7	5
40	Surgical management of oral verrucous carcinoma and its recurrence: A case report and an update.	Dr. Akshay Shetty	Oral and Maxillofacial Surgery	2016	IJMPCR. 2016;6(2):1-6.	Scopus	7	5
41	Microbiology of anaerobic bacteria and its clinical significance in antibiotic	Dr. Akshay Shetty	Oral and Maxillofacial Surgery	2021	National Journal of Maxillofacial surgery. 2021;12(3):372-3.	PubMed	3	1

42	sensitivity of odontogenic space infection: prospective study of 5 years. Evaluation of effects of platelet rich fibrin on treatment outcomes after impacted mandibular 3 RD molar surgery: A randomised controlled clinical study.	Dr. Akshay Shetty	Oral and Maxillofacial Surgery	2021	National Journal of Maxillofacial Surgery. doi: 10.4103/njms.NJMS_16_20.	PubMed	3	1
43	Qualitative and quantitative assessment of benefit of fiberoptic intubation over blind nasal intubation in limited mouth opening scenario of maxillofacial surgery. Our simplified approach in airway management.	Dr. Akshay Shetty	Oral and Maxillofacial Surgery	2021	International Journal of Current Advanced Research 2021;10(10):25397-25402.	PubMed	3	1
44	A rare entity of undifferentiated pleomorphic	Dr. Mohammed Imran	Oral and Maxillofacial Surgery	2021	Annals of Maxillofacial Surgery. 2021;11(1):156.	PubMed	3	1

45	sarcoma of the mandible- A case report Microbiology of anaerobic bacteria and its clinical significance in antibiotic sensitivity of odontogenic space infection: Prospective study of 5 years	Dr. Mohammed Imran	Oral and Maxillofacial Surgery	2021	National Journal of Maxillofacial surgery. 2021;12(3):372-3.	PubMed	3	1
46	Removal of displaced maxillary third molar using Modified Gillie's Temporal approach.	Dr. Mohammed Imran	Oral and Maxillofacial Surgery	2020	Ann Maxillofac Surg. 2020;10:210-2.	PubMed	3	1
47	Efficacy of various routes of dexamethasone administration in reducing postoperative sequelae following impacted third molar surgery	Dr. Mohammed Imran	Oral and Maxillofacial Surgery	2020	Ann Maxillofac Surg. 2020;10:61-5.	PubMed	3	1
48	Efficacy of PRF vs PRF +Biodegradable collagen plug in	Dr. Mohammed Imran	Oral and Maxillofacial Surgery	2019	Journal of Contemporary Dental Practice 2019;20(11):1323-	PubMed	3	1

	post extraction preservati on of socket.				1328			
49	Managem ent of maxillofac ial injuries sustained after a bear attack.	Dr. Mohamm ed Imran	Oral and Maxillofac ial Surgery	2018	Annals of Maxillofac ial Surgery.2 018;8(2):3 69.	PubMed	3	1
50	Strain distributio n and amount of force required during pterygomaxillary dysjunction: a comparison of pterygoid versus shark-fin osteotome.	Dr. Mohamm ed Imran	Oral and Maxillofac ial Surgery	2018	Journal of Maxillofac ial and Oral Surgery 2018;17(2):207-210.	PubMed	3	1
51	Efficacy of PRF vs PRF +Biodegr adable Collagen Plug in Post extraction Preservati on of Socket.	Dr. Nida Ahmed	Oral and Maxillofac ial Surgery	2019	Journal of Contempo rary Dental Practice 2019;20(1 1):1323- 1328.	PubMed	2	0
52	Removal of displaced maxillary third molar using Modified Gillie's Temporal approach.	Dr. Nida Ahmed	Oral and Maxillofac ial Surgery	2020	Ann Maxillofa c Surg 2020;10:2 10-2.	PubMed	2	0
53	Efficacy of various routes of dexameth asone administr ation in reducing postoperat	Dr. Nida Ahmed	Oral and Maxillofac ial Surgery	2020	Ann Maxillofa c Surg 2020;10:6 1-5.	PubMed	2	0

	ive sequelae following impacted third molar surgery.							
54	A rare entity of undifferentiated pleomorphic sarcoma of the mandible - A case report.	Dr. Nida Ahmed	Oral and Maxillofacial Surgery	2021	Ann Maxillofac Surg 2021;11:156-9.	PubMed	2	0
55	Efficacy of various routes of dexamethasone administration in reducing postoperative sequelae following impacted third molar surgery.	Dr. Hemavathi Umeshappa	Oral and Maxillofacial Surgery	2020	Ann Maxillofac Surg. 2020;10(1):61-65.	PubMed	2	0
56	Microbiology of anaerobic bacteria and its clinical significance in antibiotic sensitivity of odontogenic	Dr. Hemavathi Umeshappa	Oral and Maxillofacial Surgery	2021	National Journal of Maxillofacial Surgery. 2021;12(3):372-379.	PubMed	2	0

space infection: Prospective study of 5 years.

57	Qualitative and quantitative assessment of benefit of fiberoptic intubation over blind nasal intubation in limited mouth opening scenario of Maxillofacial surgery. Our simplified approach in airway management.	Dr. Hemavathi Umeshappa	Oral and Maxillofacial Surgery	2021	International Journal of Current Advanced Research. 2021;10(10):25397-25402.	PubMed	2	0
58	A randomized controlled study comparing efficacy of classical and gow-gates technique for providing anesthesia during surgical removal of impacted mandibular third molar: a split mouth design.	Dr. Yashavanth A	Oral and Maxillofacial Surgery	2017	J. Maxillofac. Oral Surg. 2017 16(2):186-191.	PubMed	1	1

59	Comprehensive assessment of patterns of maxillofacial trauma and co-existing head injury: a retrospective study.	Dr. Yashavant h A	Oral and Maxillofacial Surgery	2017	International Journal of Current Advanced Research 2017;6(10): 6626-6630.	PubMed	1	1
60	Effect of sugar sweetened beverages on dental caries among adults; a systematic review.	Dr. Roshan Cherian	Oral and Maxillofacial Surgery	2020	European Journal of Molecular & Clinical Medicine. 2020;7(10). ISSN 2515-8260.	Scopus	3	1
61	A prospective computed tomography study of maxillofacial injuries in patient with	Dr. Roshan Cherian	Oral and Maxillofacial Surgery	2019	European Journal of Trauma and Emergency Surgery https://doi.org/10.1007/s00068-019-01099-0	PubMed	3	1
62	head injury. Evaluation of effects of platelet rich fibrin on treatment outcomes after impacted mandibular 3 rd molar surgery: A randomized controlled	Dr. Navya Shetty	Public Health Dentistry	2021	National Journal of Maxillofacial surgery. doi: 10.4103/njms.NJMS_16_20.	PubMed	-	-

clinical study.

63	Comparing the effect of laser bleaching with home bleaching on pan stained teeth using digital spectrophotometer.	Dr. Kusum Valli S	Conservative Dentistry and Endodontics	2020	IJMSIR 2020;5(6): 95-100.	PubMed	5	5
64	Cold test: Highly valued but inappropriately used?	Dr. Kusum Valli S	Conservative Dentistry and Endodontics	2020	International Journal of Medical And Innovative Research. 2020;5(6).	PubMed	5	5
65	Clinical evaluation of biodentine: its efficacy in the management of deep dental caries.	Dr. Kusum Valli S	Conservative Dentistry and Endodontics	2019	Indian Journal of Dental Research 2019;30(2)191-195.	Scopus	5	5
66	To evaluate the effect of conservation of tooth structure by using dental operating microscope in doing different access	Dr. Shiraz Pasha	Conservative Dentistry and Endodontics	2021	IJDSIR 2021;3(1): 491-504.	PubMed	3	2

	cavity designs to increase fracture resistance of mandibular first molar – an in vitro study							
67	Clinical evaluation of bioceramics: its efficacy in the management of deep dental caries.	Dr. Shiraz Pasha	Conservative Dentistry and Endodontics	2019	Indian Journal of Dental Research 2019;30(2):191-195.	Scopus	3	2
68	Clinical evaluation of bioceramics: its efficacy in the management of deep dental caries.	Dr. Madhuri Devale	Conservative Dentistry and Endodontics	2019	Indian Journal of Dental Research 2019;30(2):191-195.	Scopus	3	2
69	Efficacy of two rotary retreatment systems in removing gutta percha and sealer during endodontic retreatment with or without a solvent – a comparative in-vitro study.	Dr. Madhuri Devale	Conservative Dentistry and Endodontics	2017	Journal of Conservative Dentistry 2017;20(1):12-16.	PubMed	3	2

70	Effect of instrumentation length and instrumentation systems: hand versus rotary files on apical crack formation.	Dr. Madhuri Devale	Conservative Dentistry and Endodontics	2017	Journal of Clinical and Diagnostic Research. 2017;11(1):ZC15–ZC18.	PubMed	3	2
71	Evaluation of the effect of a remineralising paste containing strontium doped nanohydroxyapatite with non-collagenous protein analogue - chitosan on the characteristics of partially demineralized dentin -an in vitro study.	Dr. Rhea Mathew	Conservative Dentistry and Endodontics	2021	Materials Today. 2020. https://doi.org/10.1016/j.matpr.2020.11.761 .	Scopus	1	0
72	Effect of remineralisation with nano-hydroxyapatite (nHAp) and non-collagenous protein analogues (PAA and STPP) on the micro tensile bond	Dr. Rhea Mathew	Conservative Dentistry and Endodontics	2021	Journal of Pharmaceutical Research International.2021; 33(43B), 466-474.	Web of Science	1	0

	strength of the resin composites to dentin – an in vitro study.							
73	Effect of remineralisation with nano-hydroxyapatite (nHAp) and non-collagenous protein analogues (PAA and STPP) on the micro tensile bond strength of the resin composites to dentin – an in vitro study.	Dr. Arathi S Nair	Conservative Dentistry and Endodontics	2021	Journal of Dentistry and Endodontics	Web of Science	-	-
						Pharmaceutical Research International,		
						2021;33(43B): 466-474.		
74	Mycotic infections – mucormycosis and oral candidiasis associated with Covid-19: a significant and challenging association.	Dr. Arathi S Nair	Conservative Dentistry and Endodontics	2021	Journal of Oral Microbiology 2021;13(1) https://doi.org/10.1080/20002297.2021.1967699 .	Scopus, PubMed	-	-
75	Comparative evaluation of the antioxidant and chelating property of chemicals and herbal irrigants on pushout bond strength of a root canal endodonti	Dr. Arathi S Nair	Conservative Dentistry and Endodontics	2020	IJDSIR 2020; 3(1):254-264.	PubMed	-	-

c sealer-

76	Comparative analysis of the effect of aerated energy drink and 35% hydrogen peroxide on microhardness of nanocomposite resin.	Dr. Arathi S Nair	Conservative Dentistry and Endodontics	2020	IJDSIR 2020;2(6): 548-556.	PubMed	-	-
77	Comparative evaluation of the effect of antioxidants on dentinal tubular penetration of an endodontic sealer- an in vitro SEM study.	Dr. Arathi S Nair	Conservative Dentistry and Endodontics	2019	IJDSIR 2019;3(1): 137-143.	PubMed	-	-
78	Comparative evaluation of different dentin deproteinizing agents on nanoleakage – an in vitro study.	Dr. Arathi S Nair	Conservative Dentistry and Endodontics	2020	IJDSIR 2020;3(1): 6-13.	PubMed	-	-
79	Effect of remineralisation with nano-hydroxyapatite (nHAp) and non-	Dr. Chutty Issac	Conservative Dentistry and Endodontics	2021	Journal of Pharmaceutical Research International 2021;33(4 3B):466-474.	Web of Science	-	-

	collagenous protein analogues (PAA and STPP) on the micro tensile bond strength of the resin composites to dentin – an in vitro study.							
80	Antibacterial effect of Longan extract and diode laser on peptostreptococcus species in Type 2 diabetic patients with apical periodontitis- A pilot study.	Dr. Anjeline Jose	Conservative Dentistry and Endodontics	2021	Int J Life Sci Pharm Res. 2021;11(1):49-53.	Web of Science	-	-
81	Antimicrobial efficacy of commercially available low-fluoride and fluoride-free dentifrices for children.	Dr. Santhosh T. Paul	Pediatric Dentistry	2021	International Journal of Clinical Pediatric Dentistry. 2021;14(2):183-186.	PubMed	5	2
82	Normal range of maximal incisal opening in pediatric	Dr. Santhosh T. Paul	Pediatric Dentistry	2019	Annals of African Medicine 2019;18:153-157	PubMed	5	2

83	populatio n and its associatio n with physical variables. Comparis on and clinical evaluation of two pit and fissure sealants on permanen t mandibul ar first molars: An In Vivo study.	Dr. Santhosh T. Paul	Pediatric Dentistry	2019	J Contemp Dent Pract 2019;20(1 0):1151- 1158.	PubMed	5	2
84	Exploring the multitude of risk factors associated with Early Childhoo d Caries.	Dr. Santhosh T. Paul	Pediatric Dentistry	2017	Indian J Dent Res 2017;28(1):27-32.	PubMed	5	2
85	Antimicro bial efficacy of commerci ally available low- fluoride and fluoride- free dentifrice s for children.	Dr. Umme Azher	Pediatric Dentistry	2021	Internatio nal Journal of Clinical Pediatric Dentistry. 2021;14(2):183-186.	PubMed	5	3
86	Effectiven ess of Bubble Breath Play Therapy in the dental managem	Dr. Umme Azher	Pediatric Dentistry	2020	Journal of Contempo rary Dental Practice 2020;21(1):17-21.	PubMed	5	3

87	ent of anxious children: A pilot study. Antimicrobial efficacy of commercially available low-fluoride and fluoride-free dentifrices for children.	Dr. Divya Reddy	Pediatric Dentistry	2021	International Journal of Clinical Pediatric Dentistry. 2021;14(2):183-186.	PubMed	5	4
88	Normal range of maximal incisal opening in pediatric population and its association with physical variables.	Dr. Divya Reddy	Pediatric Dentistry	2020	Annals of African Medicine 2019;18:153-157.	PubMed	5	4
89	Comparison and clinical evaluation of two pit and fissure sealants on permanent mandibular first molars: An In vivo study.	Dr. Smitha M	Pediatric Dentistry	2019	J Contemp Dent Pract 2019;20(10):1151-1158.	PubMed	1	0
90	Effects of habit-breaking appliances on	Dr. Mihir Nayak	Pediatric Dentistry	2021	Contemp Clin Dent 2020;11(4):350-	PubMed	2	1

tongue movements during deglutition in children with tongue thrust swallowing using ultrasonography – A pilot study. 355.

91	Effectiveness of Bubble Breath Play Therapy in the Dental Management of Anxious Children: A Pilot Study.	Dr. Mihir Nayak	Pediatric Dentistry	2020	Journal of Contemporary Dental Practice 2020;21(1):17-21.	PubMed	2	1
92	A quantitative analysis of total carbohydrate content from the salivary expectorants in young children.	Dr. Mihir Nayak	Pediatric Dentistry	2018	J Indian Soc Pedod Prev Dent 2018;36(1):53-57.	PubMed	2	1
93	Exploring the multitude of risk factors associated with Early Childhood Caries.	Dr. Mihir Nayak	Pediatric Dentistry	2017	Indian J Dent Res 2017;28(1):27-32.	PubMed	2	1
94	Effectiveness of mobile phone applications in improving oral hygiene care and outcomes in orthodontics	Dr. Anadha N Gujar	Orthodontics	2021	J Oral Biol Craniofac Res 2021;11(1):26-32.	PubMed	3	1

c patients.

95	Microbial profile in different orthodontic appliances by checkerboard DNA-DNA hybridization: An in-vivo study.	Dr. Anadha N Gujar	Orthodontics	2020	American Journal of Orthodontics and Dentofacial Orthopaedics 2020;157:49-48.	PubMed	3	1
96	Comparison of effectiveness of corticotomy-assisted accelerated	Dr. Anadha N Gujar	Orthodontics	2020	Journal of Contemporary Dental Practice. 2020;21(6) 701-709.	PubMed	3	1

orthodontic treatment and conventional orthodontic treatment- A systematic review.

97	Modified loop for closure of midline diastema.	Dr. Anadha N Gujar	Orthodontics	2020	International Journal of Orthodontics Milwaukee 2020;31(4): 37-38.	PubMed	3	1
98	Cytokine levels in gingival crevicular fluid during orthodontic treatment with aligners compared to conventional labial fixed	Dr. Anadha N Gujar	Orthodontics	2019	Acta Odontologica Scandinavica 2019;26: 1-8.	PubMed	3	1

appliances
: a 3-week
clinical
study.

99	Comparison of biochemical markers of bone metabolism between conventional labial and lingual fixed orthodontic appliance. A prospective clinical study.	Dr. Anadha N Gujar	Orthodontics	2019	Nigerian Journal of Clinical Practice. 2020;23(4): 568-573.	PubMed	3	1
100	Extra activation of Forsus appliance.	Dr. Anadha N Gujar	Orthodontics	2017	International Journal of Orthodontics Milwaukee. 2017;28(4): 39-40.	PubMed	3	1
101	Three-dimensional assessment of the palatal contour changes in orthodontically treated cases: A scanned maxillary cast analysis.	Dr. Anadha N Gujar	Orthodontics	2016	The Journal of Indian orthodontic society. 2016;50(3): 145-149.	PubMed	3	1
102	Assessment of correlation	Dr. Swati Vishwakarma	Orthodontics	2020	The Journal of Contempo	PubMed	2	2

	n between craniofacial proportions and genetic				rary Dental Practices 2020;21(9): 1008-1011.			
indicators.								
103	Efficiency of hybrid aligners in surgical and non surgical cases undergoing orthodontic treatment-an original research.	Dr. Paramesh Gowda SV	Orthodontics	2021	Turkish Journal of Physiotherapy And Rehabilitation 2021;32(3): 10461-10465.	Scopus	0	0
104	Modified loop for closure of midline diastema.	Dr. Janis Shajan	Orthodontics	2020	International Journal of Orthodontics Milwaukee. 2020;31(4): 37-38.	PubMed	0	0
105	Occlusal stress distribution in the human skull with permanent maxillary first molar extraction : A 3 dimension al finite element study.	Dr. Rony T Kondody	Orthodontics	2021	American Journal of Orthodontics and Dentofacial Orthopedics. 2021;160(4): 552-559.	PubMed	1	0
106	Coronavirus disease 2019-challenges today and tomorrow in orthodonti	Dr. Rony T Kondody	Orthodontics	2021	Turkish Journal of Orthodontics. 2021;34(1): 61-67.	PubMed	1	0

c practice:
a review

107	Lip repositioning-an alternative treatment of gummy smile. A Case Report.	Dr. Umesh Yadalam	Periodontics	2018	Journal of Oral Biology and Craniofacial Research. 2018;8(3): 231-233.	PubMed	5	3
108	Efficacy of Curcumin as an adjunct to scaling and root planing in chronic periodontitis patients. A randomized controlled clinical trial.	Dr. Umesh Yadalam	Periodontics	2019	The Journal of Contemporary Dental Practice 2019; 20(7):842-846.	PubMed	5	3
109	Compact osteoma of the maxilla: A rare case report	Dr. Umesh Yadalam	Periodontics	2019	J Oral Maxillofac Pathol 2020;24(1):179-182.	PubMed	5	3
110	Efficacy of Curcumin as an adjunct to scaling and root planing in chronic periodontitis patients. A randomized controlled clinical trial.	Dr. Vijay Raghava	Periodontics	2019	The Journal of Contemporary Dental Practice 2019;20(7):842-846.	PubMed	3	2

111	Efficacy of Curcumin as an adjunct to scaling and root planing in chronic periodontitis patients. A randomized controlled clinical trial.	Dr. Aditi Bose	Periodontics	2019	The Journal of Contemporary Dental Practice 2019;20(7):842-846.	PubMed	4	3
112	Compact osteoma of the maxilla: A rare case report.	Dr. Aditi Bose	Periodontics	2019	J Oral Maxillofac Pathol 2020;24(1): 179-182.	PubMed	4	3
113	Management of human periodontal osseous defects with alloplast and platelet rich plasma. A clinical and radiographic study with surgical re-entry after 9 months.	Dr. Aditi Bose	Periodontics	2020	International Journal of Dental Science and Innovative Research 2020; 3(5):162-176.	PubMed	4	3
114	Compact osteoma of the maxilla: A rare case report.	Dr. Parth Prathim Roy	Periodontics	2020	International Journal of Dental Science and Innovative Research 2020;3(5): 162-176.	PubMed	1	1

115	Post Covid alliance-Mucormycosis, a fatal sequel to the pandemic in India.	Dr. Manjusha Nambiar	Periodontics	2021	Saudi Journal of Biological Sciences 2021. doi: 10.1016/j.sjbs.2021.07.004.	PubMed Scopus	1	0
116	Mycotic infections – mucormycosis and oral candidiasis associated with Covid-19: a significant and challenging association.	Dr. Manjusha Nambiar	Periodontics	2021	Journal of Oral Microbiology 2021;13(1). https://doi.org/10.1080/20002297.2021.1967699 .	PubMed Scopus	1	0
117	Anti-plaque efficacy of a novel Moringa oleifera dentifrice: A randomized clinical cross-over study.	Dr. Manjusha Nambiar	Periodontics	2021	European Journal of Dentistry EJD-2021-7-23.	PubMed Scopus	1	0
118	Necrotizing Ulcerative Gingivitis, a rare manifestation as a sequel of drug-induced gingival overgrowth: A case report.	Dr. Manjusha Nambiar	Periodontics	2021	Case Reports in Dentistry. 2021. https://doi.org/10.1155/2021/4120148 .	PubMed Scopus	1	0

119	Mesotherapy using Vitamin C as an anti-inflammatory agent in persistent gingival inflammation: A case series.	Dr. Safiya Fatima Khan	Periodontics	2021	Journal of Indian Society of Periodontology.2021;25(3):203-20.	PubMed Scopus	1	0
120	Hidden reservoirs of pathogens in dental settings.	Dr. Safiya Fatima Khan	Periodontics	2021	Bioinformatics. 2021;17(1):73-79.	PubMed	1	0
121	Plexiform Unicystic Ameloblastoma: A case report and review.	Dr. Yogesh T L	Oral Pathology	2017	J Oral Med Surg Pathol Biol 2017;2(1):15-21.	Web of Science, Scopus	6	3
122	Advanced diagnostic aids and its future in oral pathology	Dr. Yogesh T L	Oral Pathology	2017	Int J Curr Res. 2017;9(1):45704-45707.	Scopus	6	3
123	Aggressive High-grade Ewing's Sarcoma of maxilla: A rare case report.	Dr. Yogesh T L	Oral Pathology	2018	J Oral Maxillofac Pathol.2018;22:548-553.	PubMed	6	3
124	Dried salivary stain detection using ultra violet-light spectrophotometer, fluorescence and Raman	Dr. Yogesh T L	Oral Pathology	2018	Ind J Foren Med Pathol 2018;11(3):183-186.	PubMed	6	3

	spectroscopy.							
125	Dentition status and treatment needs and its relation with oral health – related quality of life among men having sex with men and transgender in pune city: A cross-sectional study.	Dr. Yogesh T L	Oral Pathology	2018	J Oral Maxillofac Pathol 2018;22(3):443-446.	PubMed	6	3
126	DMFT index comparison in Indian and Iranian students in Bangalore -A cross-sectional study.	Dr. Yogesh T L	Oral Pathology	2019	J Pierre Fauchard Acad (Indian section). 2019;33:50-54.	Web of Science	6	3
127	Histomorphological comparison of pleomorphic adenoma in major and minor salivary glands of oral cavity: A comparative study.	Dr. Yogesh T L	Oral Pathology	2019	J Oral Maxillofac Pathol.2019;23(3):356 – 362.	PubMed	6	3
128	Malignant small blue round cell	Dr. Yogesh T L	Oral Pathology	2021	J Oral Maxillofac	Scopus	6	3

129	tumor –a case report. Dried salivary stain detection using ultra violet-light spectrophotometer, fluorescent and Raman spectroscopy.	Dr. Nandaprasad	Oral Pathology	2018	Pathol.2021;12(2):84-86. Ind J Foren Med Pathol 2018;11(3):183-186.	PubMed	5	5
130	Effects of menthol-flavored substances at the cellular level on oral mucosal sites.	Dr. Nandaprasad	Oral Pathology	2019	Dent Res J 2019;16(1):7- 11.	PubMed	5	5
131	Histomorphological comparison of pleomorphic adenoma in major and minor salivary glands of oral cavity: A comparative study.	Dr. Nandaprasad	Oral Pathology	2019	J Oral Maxillofac Pathol 2019;23(3):356 – 362.	PubMed	5	5
132	Dried salivary stain detection using ultra violet-light spectrophotometer, fluorescent and Raman spectroscopy.	Dr. Nonitha S	Oral Pathology	2018	Ind J Foren Med Pathol.2018;11(3):183-186.	PubMed	5	5

133	Keratocystic odontogenic tumour.	Dr. Nonitha S	Oral Pathology	2018	J Adv Clin Res Insights 2018;5:15-17.	Scopus	5	5
134	Effects of menthol-flavored substances at the cellular level on oral mucosal sites.	Dr. Nonitha S	Oral Pathology	2019	Dent Res J. 2019;16(1):7-11.	PubMed	5	5
135	Histomorphological comparison of pleomorphic adenoma in major and minor salivary glands of oral cavity: A comparative study.	Dr. Nonitha S	Oral Pathology	2019	J Oral Maxillofac Pathol. 2019;23(3):356-362.	PubMed	5	5
136	Verrucous Carcinoma: A clinicopathological study.	Dr. Sushant A Pai	Prosthodontics	2019	J Oral Maxillofac Pathol 2019;23(2),303.	PubMed	-	-
137	Linear dimensional changes of five interocclusal	Dr. Sushant A Pai	Prosthodontics	2019	The Journal of Contemporary Dental Practice 2019;20:732-7.	PubMed	-	-

recording material when immersed in tooth disinfectants for different time intervals.

138	Comparative evaluation of marginal accuracy of metal copings	Dr. Umamahe swari. B	Prosthodontics	2018	Contemporary Clinical Dentistry 2018;9(3):421-6.	PubMed	-	-
-----	--	----------------------	----------------	------	--	--------	---	---

139	fabricated using direct metal laser sintering, computer-aided milling, ringless casting, and traditional casting. Histomorphological comparison of pleomorphic adenoma in major and minor salivary glands of oral cavity- a comparative study.	Dr Umamahe swari. B	Prosthodontics	2019	J Oral Maxillofac Pathol 2019; 23:356-362	PubMed	-	-
140	Evaluation and comparison of shear bond strength of porcelain to a beryllium-free alloy of nickel-chromium, nickel and beryllium free alloy of cobalt-chromium, and titanium: An in vitro study.	Dr. Keerthi R	Prosthodontics	2017	J Ind Prosthodont Soc 2017;3:261- 266.	PubMed	-	-

141	Comparative evaluation of marginal accuracy of metal copings fabricated using direct metal laser sintering, computer-Aided milling, Ringless casting, and traditional casting.	Dr. Shanthana Lakshmi CB	Prosthodontics	2018	Contemporary Clinical Dentistry 2018;9(3): 421-6.	PubMed	-	-
-----	--	--------------------------	----------------	------	---	--------	---	---

3.3.4 Number of books and chapters in edited volumes/books published and papers published in national/ international conference proceedings indexed in UGC-CARE list on the UGC website/ Scopus/ Web of Science/ PubMed/ during the year

1. Number of books published

Staff name	Title of book	Year
Nil	Nil	Nil

2. Number of chapters published in edited volumes / books

Staff name	Title of chapter	Title of the book	Year
Dr. Santhosh T Paul, Dr. Umme Azher, Dr. Divya Reddy	Pulp dentin complex and pulp space anatomy in primary teeth	Paediatric Dentistry by Shobha Tandon 3rd edition 2018 Volume 1 Paras Medical Publisher, New Delhi.	2018
Dr. Santhosh T Paul, Dr. Divya Reddy	Pulp pathophysiology and diagnosis of pulpal diseases	Paediatric Dentistry by Shobha Tandon 3rd edition 2018 Volume 1 Paras Medical Publisher, New	2018

Delhi

Dr. Santhosh T Paul	Vital Pulp therapeutic procedures in primary and young permanent teeth	Paediatric Dentistry by Shobha Tandon 3rd edition 2018 Volume 1 Paros Medical Publisher, New Delhi	2018
---------------------	--	--	------

3. Papers published in national/international conference proceedings indexed in UGC-CARE List on the UGC Website /SCOPUS /Web of science/PUBMED during the last 5 years

Staff /Student	Details of Papers published in national/international conference proceedings indexed in UGC-CARE List on the UGC Website /SCOPUS /Web of science/PUBMED	Year
Dr. Rhea Matthew	-Antimicrobial Activity of a Remineralising paste containing Strontium doped Nanohydroxyapatite with Ncp Analogue- Materials today proceedings	2020
Dr. Kusum Valli	Can Vertical Root Fracture Be fixed? World Endodontic Congress	2021
Dr. Kusum Valli	Single visit Apexification, World Endodontic Congress	2021
Dr. Priyona John, Dr. Santhosh T Paul, Dr. Umme Azher	Conference Proceedings Comparative evaluation of antimicrobial efficacy of calcium hydroxide and zinc oxide with thyme oil against E. faecalis and C.	2021

albicans.
Int J Pediatr Dent
2021;31(Suppl
2):267.

Dr. Ruby Rahman,
Dr. Divya Reddy, Dr.
Santhosh T Paul

**Conference
Proceedings**
Comparative
evaluation of
antimicrobial efficacy
of turmeric oil in
combination with
zinc oxide and
calcium hydroxide
against E. faecalis, S.
aureus, E. coli.
Int J Pediatr Dent
2021;31(Suppl
2):274.

2021

Dr. Aishwarya
Chidambareshwar,
Dr. Umme Azher, Dr.
Santhosh T Paul

**Conference
Proceedings**
**Comparative
assessment of the
association between
salivary vitamin D
levels and early
childhood caries
using enzyme linked
immunosorbent
assay.**
Int J Pediatr Dent
2021;31(Suppl 2):99.

2021

3.4 - Extension Activities

3.4.1 Number of extension and outreach activities carried out in collaboration with National and International agencies, Industry, the community, Government and Non-Government organized bodies through NSS/NCC during the year

CAMP STATISTICS

YEAR	NUMBER OF CAMPS
2017	111

2018	162
2019	187
2020	34
2021	27 (TILL SEP 2021)

LIST OF DENTAL CAMPS CONDUCTED - 2020
DEPARTMENT OF PUBLIC HEALTH DENTISTRY

SL. NO	DATE	DENTAL CAMP HELD	NO OF PATIENTS
1.	02-01-2020	NIGHTINGALES SANDHYA SURAKSHA OLD AGE HOME, ANEPALYA.	39
2.	04-01-2020	NIGHTINGALES SANDHYA KIRAN OLD AGE HOME, RICHMOND TOWN.	28
3.	06-01-2020	TATA MOTORS, YESHWANTHPUR, ORGANISED BY MILLENIUM BLOOD BANK.	56
4.	08-01-2020	PRO-VISION ASIA, SULTHANPALYA.	57
5.	12-01-2020	DR. ANNIE BESANT SCOUTS AND GUIDES TRAINING AND CAMPING CENTRE, DODDALAPUR.	43
6.	13-01-2020	GOVERNMENT PRIMARY AND HIGH SCHOOL ORGANISED BY SRI SWAMI VIVEKANANDA	753

		KANNADA YOUTH ASSOCIATION (NATIONAL YOUTH DAY).	
--	--	---	--

7.	14-01-2020	FLIPKART OFFICE, YESHWANTHPUR.	32
8.	18-01-2020	RAINBOW HOMES, JALAHALLI CROSS.	85
9.	19-01-2020	ST.JAMES CSI MALAYALAM CHURCH, KAMMANAHALLI.	59
10.	21-01-2020	FEDERAL MOGHUL POWER TRAIN, YELAHANKA.	67
11.	22-01-2020	ARCADIA MONTESSORI, CHAMUNDINAGAR.	39
12.	27-01-2020	SREE VATSALYA MAHILA TRUST, VIJAYANAGAR ORGANISED BY LIONS CLUB.	42
13.	26-01-2020	SRI VINAYAKA LAYOUT RESIDENT'S WELFARE ASSOCIATION, BHOOPSANDRA.	44
14.	31-01-2020	POLICE STATION, R.T.NAGAR.	54
15.	01-02-2020	ADARSHA PUBLIC SCHOOL, R.T.NAGAR.	197
16.	02-02-2020	SRI RAM MANDIR CHOULTRY, RAJAJINAGAR ORGANISED BY S.B. SOCIAL WELFARE CHARITY (GENERAL PUBLIC CAMP).	98
17.	03-02-2020	GOVT. KANNAFA PRIMARY SCHOOL, BDA LAYOUT, LINGARAJPURAM ORGANISED BY VATSLAYA TRUST.	154
18.	05-02-2020	TRAFFIC POLICE STATION, R.T.NAGAR. (WORLD CANCER DAY)	29

19.	06-02-2020	GRACE INTERNATIONAL SCHOOL, SHAMPURA.	902
20.	09-02-2020	CHAMUNDINAGAR, ORGANISED BY KARNATAKA YOUTH SECULAR ORGANISATION (GENERAL PUBLIC CAMP).	88
21.	12-02-2020	BLOOMING KIDS, ANANDNAGAR.	18
22.	13-02-2020	BBMP PRIMARY HEALTH CENTRE, CHOLANAGAR	13
23.	15-02-2020	GOVERNMENT KANNADA SCHOOL K.G.HALLI, ORGANISED BY KARNATAKA DALIT & MINORITY ASSOCIATION.	86
24.	16-02-2020	ST.PAUL THE HERMIT CHURCH, V.NAGENAHALLI.	47
25.	17-02-2020	KIDS CUBE, JAKKUR.	19
26.	19-02-2020	REVA UNIVERSITY, KATTIGENAHALLI, YELAHANKA (ORGANISED BY JEEVARAKSHA VOLUNTARY BLOOD BANK) (BLOOD DONATION CAMP).	192
27.	20-02-2020	P & T QUARTERS, KAVALBYRSANDRA (ORGANISED BY LCB SURAKSHA).	32
28.	22-02-2020	SRI MALLE MAHADESHWARASWAMY TEMPLE, CHAMRAJPET (GENERAL PUBLIC CAMP).	41
29.	23-02-2020	ST. THOMAS ORTHODOX CHURCH, DODDA BANASWADI, COX ROAD (ORGANISED BY JEEVARAKSHA VOLUNTARY BLOOD BANK).	46
30.	24-02-2020	GOVERNMENT SCHOOL, HBR LAYOUT (ORGANISED BY HMR NATIONAL COLLEGE).	156
31.	04-03-2020	BBMP PRIMARY HEALTH CENTRE,	39

		MUNIREDDYPALYA.	
32.	05-03-2020	GOVERNMENT ARTS COLLEGE, K.R.CIRCLE ORG BY JEEVARAKSHA BLOOD BANK.	24
33.	06-03-2020	POLICE STATION, HEBBAL (IN VIEW OF DENTIST DAY).	43
34.	07-03-2020	SUMANGALI SEVASHRAM, CHOLANAGAR (IN VIEW OF WOMEN'S DAY).	15

LIST OF DENTAL CAMPS CONDUCTED -2021
DEPARTMENT OF PUBLIC HEALTH DENTISTRY

SL.NO	DATE	DENTAL CAMP HELD	NO OF PATIENTS
1.	23-01-2021	OM SAI PG, GANGANAGAR.	21
2.	25-01-2021	GOVT WOMEN'S POLYTECHNIC COLLEGE, K.R. CIRCLE.	86
3.	02-2-2021	GOVT BIOFERTILIZER CENTRE, HEBBAL.	04
4.	02-02-2021	KARNATAKA SEEDS CORPORATION, HEBBAL.	06
5.	03-02-2021	KSRTC DEPOT, DODDABALLAPURA ORGANISED BY SB SOCIAL WELFARE CHARITABLE TRUST.	58
6.	04-02-2021	PASHU BHAVAN, HEBBAL (WORLD CANCER DAY).	43
7.	12-02-2021	BMTC BUS DEPOT, PEENYA.	69
8.	17-02-2021	BMTC BUS DEPOT, HENNUR.	63
9.	19-02-2021	BMTC BUS DEPOT, MS PALYA.	62
10.	23-02-2021	BMTC BUS DEPOT, SHIVAJINAGAR.	09
11.	25-02-2021	BMTC BUS DEPOT, KALYANAGAR.	32

12.	02-03-2021	BMTC BUS DEPOT, YESHWANTPUR.	45
13.	06-03-2021	BMTC BUS DEPOT, RT NAGAR (DENTIST DAY).	55
14.	07-03-2021	GENERAL PUBLIC CAMP AT PONNAPANNA LAYOUT, YELAHANKA ORGANISED BY ROTARY CLUB (INTERNATIONAL WOMEN'S DAY).	30
15.	08-03-2021	GENERAL PUBLIC CAMP AT AMBEDKAR BHAVAN, YELAHANKA ORGANISED BY ROTARY CLUB (INTERNATIONAL WOMEN'S DAY).	55
16.	09-03-2021	GENERAL PUBLIC CAMP AT MALEMAHADESHWARA TEMPLE, CHAMRAJPET ORGANISED BY SAVSHAMATA CHARITABLE TRUST.	26
17.	10-03-2021	BMTC BUS DEPOT, MAJESTIC.	24
18.	12-03-2021	BMTC BUS DEPOT, YELAHANKA.	32
19.	18-03-2021	PARVATI CHARITABLE TRUST, OLD AGE HOME, BYATRAYANAPURA (INTERNATIONAL WOMEN'S DAY).	18
20.	07-04-2021	SUKRUPA EDUCATION CENTRE, CHOLANAGAR- SOCIODRAMA ON CORONA AWARENESS WITH DISTRIBUTION OF ORAL HYGIENE AIDS (WORLD HEALTH	10 TH GRADERS

		DAY).	
21.	05-08-2021	SUMANGALI SEVA ASHRAM, CHOLANAGAR (ORAL HYGIENE DAY).	27
22.	02-09-2021	GENERAL PUBLIC CAMP AT KAVALBYRASANDRA ORGANISED BY LIONS CLUB.	33
23.	05-09-2021	GENERAL PUBLIC CAMP AT SUVARNA KARNATAKA KERALA SAMAJAM,SULTANPALYA ORGANISED BY LIONS CLUB (TEACHERS DAY).	34
24.	13-09-2021	TRAFFIC POLICE STATION, HEBBAL.	29
25.	15-09-2021	TRAFFIC POLICE STATION, R T NAGAR.	20
26.	17-09-2021	TRAFFIC POLICE STATION, YELAHANKA.	28
27.	22-09-2021	NEED BASE INDIA, GOVERNMENT HIGHER PRIMARY GIRLS SCHOOL PREMISES, SRIRAMPURA ORGANISED BY LIONS CLUB.	

LIST OF THE EVENTS OBSERVED EVERY YEAR

- National Youth Day
- Republic day
- World Cancer Day
- International Women's Day

- Dentist's Day
- World Health Day
- May Day
- No-Tobacco Day
- World Environmental Day
- Blood Donation
- Doctor's Day
- Oral Hygiene Day
- Independence Day
- International Day for older persons
- National Tooth brushing Day

OTHER CELEBRATIONS:

Onam, Rajyothsava Day, Teacher's Day, Ayudha Pooja, Christmas etc.

SATELLITE CENTRES

- BBMP Munireddy Palya
- BBMP Ganganagar
- Singanayakanahalli (Rural)

MOU's

- Bawa Foundation
- Islamic Information Centre
- Kodigehalli Govt. School
- Mylappanahalli & Honenahalli villages
- Dantha Bhagya Yojana Scheme

3.4.2 Number of students participating in extension and outreach activities during the year

- 4 The institution conducts NSS activities by organizing screening and oral health education camps; the 3rd & 4th year under-graduate students, interns along with the respective teacher in-charge conduct these programs at various places in and around Bengaluru.
- 5 Active participation in Pulse Polio Immunisation programs and Chikungunya awareness programs. Government schools are also targeted for screening by the Arogya Mission program Organized by BBMP Cholanagar.
- 6 Faculty members, under- and postgraduate students participates in extension activities such as Multi-media based health education, screening and health education and Health care service programs.
- 7 The institution provides services using the mobile dental clinic, which ensures rendering of extension services in remote areas.
- 8 The institution actively participates in National programs like: Republic day.
- 9 International days are also celebrated by conducting awareness drives for the society like Anti-tobacco day, Oral Hygiene Day etc.

3.4.3 Number of awards and recognitions received for extension and outreach activities from Government / other recognised bodies during the year

The institution has received several letters of appreciation and mementos from the local organizations (Rotary Club, Lions Club, Bawa Foundation, Karnataka Cancer Society, Central Bureau of Investigation CBI, Mother Dairy, CRPF, Border Security Forces, etc.) who had invited the institution to conduct the extension activities, following the completion of the oral health camps. Appreciation letters have been received from all the camps conducted so far.

3.4.4 Institutional social responsibility activities in the neighbourhood community in terms of education, environmental issues like Swachh Bharath, health and hygiene awareness and socio-economic development issues carried out by the students and staff during the year.

The college has established committee for extension activities and institutional social responsibilities. In this committee students, faculties are members. A full time faculty is designated as extension officer. Numerous activities regarding health care, blood donation, citizenship role, environment and swach Bharat activities are initiated. The community is sensitized regarding women empowerment, domestic violence, female feticide and such other issues. Free of cost treatment is provided to all patients in dental camps through the mobile dental unit. Every type of dental therapeutic care the

patient requires including outpatient treatment and hospitalization if necessary is provided with nominal charges through the submission of camp referral cards. In accordance with the principle of providing free incremental dental care to children, the department of Public Health Dentistry has adopted schools in the neighboring areas. The students are screened and appropriate dental care is provided. They are then regularly checked and incremental care is provided to the children requiring treatment. The various schools adopted by the department of Public health dentistry are: Kodigehalli Government School, Ashraya English School, Hebbal, Mamatha High School, Cholanagar, IQRA Nursery and Primary School, R.T Nagar. The Department of Public Health Dentistry has also adopted Imdad-E-Nisa Trust, Fraser Town, an old age home which takes care of the welfare of women.

Also, there is mobile dental van of institution. This enhances extension activities of the Institution and benefits the community such that population living in remote and inaccessible areas of the district gets access to oral health education, screening and care. The Department of Public Health Dentistry has conducted extensive school dental health education programs which includes the following: Periodic Oral health education using various health education aids. Free distribution and Supervised tooth-brushing technique along with demonstration on models. Atraumatic Restorative technique is followed in remote areas and camp sites where sophisticated equipment is not available. Anti-tobacco Counseling is provided. The department of public health dentistry conducts dental camps. regularly in collaboration with BAWA Foundation, Karnataka Cancer Society, Tibetan youth association, Lions club, Rotary club, e.t.c List of dental camps which includes a blood donation camp and oral health promotion is available in college. Dental camps are conducted in rural areas as well. Counselling of patients is carried out against tobacco and smoking habits. Camps are also conducted in collaboration with Rotaract and Lion's Club of Bangalore. The institution is associated with the Danta Bhagya Yojana Scheme by the State Government to deliver free complete dentures to senior citizens with BPL cards from Doddaballapur. An anti-ragging workshop was held for students in our premises on March 2nd 2016 by the DCI member Dr Shiv Sharan Shetty. The institution is a member of the Indian Red Cross Society .

The institution promote university-neighborhood network and student engagement, contributing to the holistic development of students and sustained community development

- The Departments of Public Health Dentistry have conducted more than 250 camps wherein screening, oral health education and treatment if possible were provided in and around Bangalore.
- The camps are targeted at school children; special care need patients like the ones with visual impairment, mentally challenged and old age homes; bus drivers and conductors; thus leading to sustained development of the community.
- Many patients referred from the camp have reported to the department reflecting the success of these camps. Students engage in stress control and meditation workshops conducted by the faculty. Thus the institute is facilitating a holistic approach to life.

3.5 Collaboration

3.5.1. Number of Collaborative activities for research, faculty exchange, student exchange/ Industry-internship etc. per year for the year

Total number of Collaborative activities for research, faculty exchange, student exchange.





3.5.2 Total number of Functional MoUs with Institutions/ Industries in India and abroad for academic, clinical training / internship, on-the job training, project work, student / faculty exchange, collaborative research programmes etc. during the year

COLLABORATION AND MOUs 2017-18





VISIT OF OUR MANAGING DIRECTOR TO ZANZIBAR








सत्यमेव जयते

INDIA NON JUDICIAL
Government of Karnataka

e-Stamp

Certificate No. : IN-KA60348760990276N
Certificate Issued Date : 25-Nov-2015 11:21 AM
Account Reference : NONACC (BK)/ kaksclub08/ GANGANAGAR1/ KA-BA
Unique Doc. Reference : SUBIN-KAKAKSCUB0869358893363856N
Purchased by : SRI RAJIV GANDHI COLLEGE OF DENTAL SCIENCES
Description of Document : Article 37 Note or Memorandum
Description : MOU
Consideration Price (Rs.) : 0
(Zero)
First Party : COMMISSIONERATE HEALTH FAMILY WELFARE AND AYUSH
Second Party : SRI RAJIV GANDHI COLLEGE OF DENTAL SCIENCES
Stamp Duty Paid By : SRI RAJIV GANDHI COLLEGE OF DENTAL SCIENCES
Stamp Duty Amount(Rs.) : 200
(Two Hundred only)



Authorised Signatory
THE HOTEL INDUSTRIALISTS CO-OP. BANK LTD.
Ganganagar Branch, Bangalore-560 032

-----Please write or type below this line-----

MEMORANDUM OF UNDERSTANDING

This Memorandum of Understanding made on the Twenty six day of November 2015. by and

BETWEEN: Commissionerate, Health, Family Welfare and AYUSH Services, Government of Karnataka whose headquarters are located at 3rd Floor, IPP Building, Directorate of Health & Family Welfare Services, Anand Rao Circle, Bangalore- 560009 (herein referred to as '**The First Party**).

AND: Sri Rajiv Gandhi College of Dental Sciences and Hospital , Bangalore (herein referred to as 'The Second Party') whose address is RGC Campus, Cholanagar, R T Nagar Post, Bangalore – 32

Statutory Alert:

1. The authenticity of this Stamp Certificate should be verified at www.karnataka.gov.in or the website of the Government of Karnataka. In case of any discrepancy in the details on this Certificate and as available on the website, the user should immediately report the same to the Controller, Government of Karnataka, Bangalore-560 032.
2. The onus of checking the legitimacy is on the users of the certificate.
3. In case of any discrepancy please report to the Controller, Government of Karnataka, Bangalore-560 032.

[Signature]
PRINCIPAL

MEMORANDUM OF UNDERSTANDING BETWEEN RGUHS AND
INSTITUT UNIVERSITAIRE DE LA COTE

RAJIV GANDHI
GROUP OF INSTITUTIONS

INSTITUT
UNIVERSITAIRE DE LA
COTE



RAJIV GANDHI
GROUP OF INSTITUTIONS



MEMORANDUM OF
UNDERSTANDING

Between

RAJIV GANDHI
GROUP OF INSTITUTIONS

And

INSTITUT UNIVERSITAIRE DE LA CÔTE

JULY 2019



INDIA NON JUDICIAL

Government of Karnataka

Rs. 10

e-Stamp

Certificate No. : IN-KA27369152865703S
 Certificate Issued Date : 11-Mar-2020 03:24 PM
 Account Reference : NONAGC (FI)/ kacrsf08/ YELAHANKA 12/ KA-BA
 Unique Doc. Reference : SUBIN-KAKACRSFL0863309450697642S
 Purchased by : MANIPAL INSTITUTE OF REGENERATIVE MEDICINE
 Description of Document : Article 12 Bond
 Description : AGREEMENT
 Consideration Price (Rs.) : 0
 (Zero)
 First Party : MANIPAL INSTITUTE OF REGENERATIVE MEDICINE
 Second Party : SRI RAJIVGANDHI COLLEGE OF DENTAL SCIENCES AND HOSPITAL
 Stamp Duty Paid By : MANIPAL INSTITUTE OF REGENERATIVE MEDICINE
 Stamp Duty Amount (Rs.) : 10
 (Ten only)

सत्यमेव जयते

GLOBAL CO-OPERATIVE SOCIETY LTD
BANGALORE, KARNATAKA



Please write or type below this line

MEMORANDUM OF UNDERSTANDING

This Memorandum of Understanding is made and executed at Bengaluru on 12th March 2020 between:

Sri Rajiv Gandhi College of Dental Sciences and Hospital,
RGC Campus, Cholanagar, R. T Nagar Post, Bangalore, Karnataka 560032

and

Manipal Institute of Regenerative Medicine (MIRM)
Manipal Academy of Higher Education (MAHE)
GKVK Post, Allalasandra, Yelahanka,
Bangalore, Karnataka 560065

Contd.....2

Statutory Alert:

1. The authenticity of this Stamp Certificate should be verified at www.stampcertallmp.com. Any discrepancy in the details on this Certificate should be reported immediately to the Competent Authority.
2. The onus of checking the legitimacy is on the users of the certificate.
3. In case of any discrepancy please inform the Competent Authority.

PRELUDE:

Sri Rajiv Gandhi College of Dental Sciences and Hospital, is recognized as a Centre of Excellence offering quality undergraduate and postgraduate dental education and comprehensive health care in a socially responsible manner. The college is NAAC accredited and has constantly strived to improve on its key performance indicators. With a focus on research the institute seeks to collaborate with institutions of eminence to improve the knowledge base in the field of dentistry in particular and medical education in general. The department of oral and maxillofacial surgery has several research publications and seeks to be a partner in innovative research projects.

Manipal Institutions have long been distinguished for excellence in professional and health education. Manipal Institute of Regenerative Medicine (MIRM), Bangalore campus vision is towards making global leadership in human development, excellence in education and healthcare. The MIRM center encourages the research in stem cell science. Students are imparted with basic stem cell biology and work for critical advances in the field through a programme of innovation. Further students learn a basis with which they can critically and independently think about the reality and future of stem cell research. They are also exposed to the latest GMP/GTPs along with state-of-the-art equipment. Most of the training periods are acquainted with cutting edge research and understand the newborn areas in science.

PREAMBLE:

Memorandum of Understanding between Sri Rajiv Gandhi College of Dental Sciences and Hospital RGC Campus, Cholanagar, R T Nagar Post, Bangalore – 560032 and represented by its undersigned of the one part and Manipal Institute of Regenerative Medicine, Bengaluru and represented by its undersigned of the other part.

RECITAL

Whereas, Sri Rajiv Gandhi College of Dental Sciences and Hospital and Manipal Institute of Regenerative Medicine, Bangalore, shall be hereinafter jointly referred to the parties and singularly as party. The parties have decided to agree to establish academic and research collaboration in the areas of mutual interest and in accordance with terms and conditions set forth in this Memorandum of Understanding (MoU). Both the parties agree on the following activities:

1. To mutually exchange any relevant information in research and scientific programs between both the parties.
2. To offer Research Projects relevant to both parties in research programs.
3. To jointly organize seminars, conferences, or workshops on topics of mutual interest and to invite each other's Scientists/ Faculty and Staff to participate therein.
4. To coauthor publications in PubMed and Scopus indexed journals

WHEREAS, under this Memorandum of Understanding signed by Sri Rajiv Gandhi College of Dental Sciences and Hospital and Manipal Institute of Regenerative Medicine, Bangalore in 2020 (herein, the "Memorandum"), the parties agreed to establish principles for research collaboration.

OBLIGATIONS OF Sri Rajiv Gandhi College of Dental Sciences and Hospital:

Sri Rajiv Gandhi College of Dental Sciences and Hospital shall:

- Provide tissue samples for research purpose and infrastructure for storage and maintenance of the same.

Termination of the MOU

This MoU will take effect from the date it is signed by representatives of the parties. It will remain valid for five years and may be continued after suitable review and agreement. Either party may terminate the MoU by giving written notice to the other party six months in advance. Once terminated, neither Sri Rajiv Gandhi College of Dental Sciences and Hospital nor Manipal Institute of Regenerative Medicine, Bangalore will be responsible for any losses, financial or otherwise, which the other party may suffer. However, Sri Rajiv Gandhi College of Dental Sciences and Hospital and Manipal Institute of Regenerative Medicine, Bangalore will ensure that all activities in progress in the ensuing specific agreements under this MOU are allowed to be completed successfully.


This MoU is signed subject to approval of the respective administrative bodies.

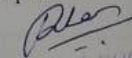
SIGNED BY:

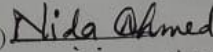
On behalf of Sri Rajiv Gandhi College of Dental Sciences and Hospital

Signature, designation & address

Witness: 1)


Dr. Sushant Anand
Principal, Sri Rajiv Gandhi College of Dental Sciences & Hospital
Cholanagar, Bangalore-50 032


CDR. AKSHAY S.M.E.T.T.
Department of
Dental Sciences, Cholanagar
BANGALORE - 560 032

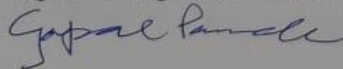
2) 
Nida Ahmed
CDR Nida Ahmed

SIGNED BY:


On behalf of Manipal Institute of Regenerative Medicine

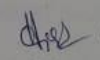
Signature, designation & address

Witness: 1)


Dr. Gopal Pande
Prof. & Dean
Manipal Institute of Regenerative Medicine
Manipal College of Higher Education
Allasandra, Yelahanka
Bangalore-560 075, Karnataka, India




(DR. UTTARA CHAKRABORTY)
MIRM, BANGALORE

2) 
(HARISH RAO)
MIRM, Bangalore.

Criterion 4 - Infrastructure and Learning Resources

4.1.1 *The Institution has adequate facilities for teaching- learning. viz., classrooms, laboratories, computing equipment etc.*

Facilities	Existing
Campus area	5.7 acres
Class rooms	4
Laboratories	14
Seminar Halls	11
Classrooms with LCD facilities	4
Classrooms with Wi-Fi/ LAN	4
Seminar halls with ICT facilities	9
Video Centre	Nil
No. of important equipments purchased (\geq 1-0 lakh) during the current year.	Nil
Value of the equipment purchased during the year	Nil
Others	Nil

4.1.2 *The Institution has adequate facilities to support physical and recreational requirements of students and staff - sports, games (indoor, outdoor), gymnasium, auditorium, yoga centre, etc.) and for cultural activities*

Facilities	Existing
Indoor sports room	1
Outdoor sports Court	2
Auditorium	1
Others	NIL

4.1.3 Availability and adequacy of general campus facilities and overall ambience:

Facilities	Existing
Hostel	1
Medical Facilities	1
Bank ATM	1
Roads	Present
Signage	1
Greenery	Present
Others	NIL

4.1.4 Number of expenditures incurred, excluding salary, for infrastructure development and augmentation during the year

Year	2017
Amount(INR in lakhs)	1904780

Year	2018
Amount(INR in lakhs)	1064216

Year	2019
Amount(INR in lakhs)	1018000

Year	2020
Amount(INR in lakhs)	180600


4.2 Clinical, Equipment and Laboratory Learning Resources

4.2.1 Teaching Hospital, equipment, clinical teaching-learning and laboratory facilities as stipulated by the respective Regulatory Bodies

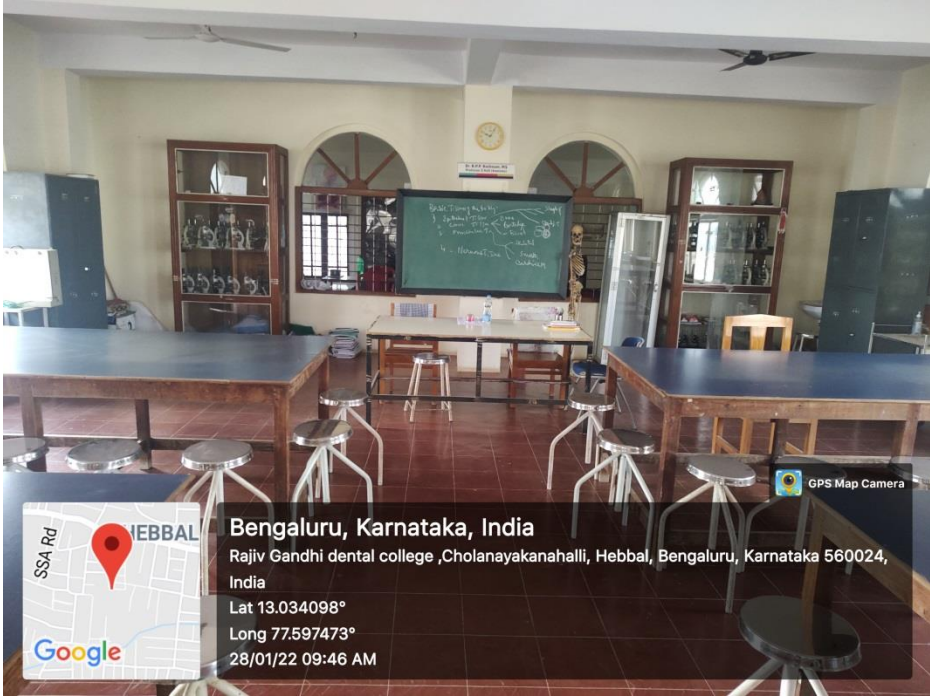
Our reputed institution provides a strong base for the students to acquire knowledge by providing a well equipped teaching hospital with advanced equipments in every teaching department for the students to utilize and benefit maximum from them.

Sri Rajiv Gandhi College of Dental Sciences has spacious laboratory facilities, well maintained equipments per department for the benefit of students to utilize, Rajiv Gandhi Medical hospital with all the facilities.

GENERAL PATHOLOGY AND MICROBIOLOGY LAB



ANATOMY LAB



AUDITORIUM FOR CONDUCTING CDE/SYMPOSIUM PROGRAMMES



DENTAL MICROSCOPE



ELECTROCAUTERY UNIT



DIODE LASER UNIT



RAJIV

GANDHI

MEDICAL

HOSPITAL



4.2.2 Number of patients per year treated as outpatients and inpatients in the teaching hospital for the year

Year	2017
No. of outpatients	57540
No. of inpatients	53384

Year	2018
No. of outpatients	51274
No. of inpatients	56695

Year	2019
No. of outpatients	49043
No. of inpatients	54839

Year	2020
No. of outpatients till march	10819
No. of inpatients till march	12526

4.2.3 Number of students exposed to learning resource such as Laboratories, Animal House & Herbal Garden (in house OR hired) during the year

1st BDS

Anatomy dissection Lab											
Year	2017		2018		2019		2020		2021		total
	reg	re p	re g	re p	reg	re p	reg	re p	re g	re p	
No of UG Students exposed	87	18	51	12	98	12	98	8	34	0	418
No of PG	21	0	21	0	21	0	21	0			84

PG Students exposed											
total	87	18	51	12	98	12	98	8	34	0	418

Dental Anatomy Dental Histology lab											
Year	2017		2018		2019		2020		2021		total
	reg	rep	reg	rep	reg	rep	reg	rep	reg	rep	
No of UG Students exposed	87	18	51	12	98	12	98	8	34	0	418
No of PG Students exposed	1	0	1	0	1	0	1	0			4
total	88	18	52	12	99	12	99	8	34		422

2nd BDS

Pharmacology lab											
Year	2017		2018		2019		2020		2021		total
	reg	rep	reg	rep	reg	rep	reg	rep	reg	rep	
No of UG Student	93	43	87	34	49	22	88	12	12	19	459

s exposed											
No of PG Students exposed	0	0	0	0	0	0	0	0	0	0	0
total	93	43	87	34	49	22	88	12	12	19	459

pathology & Microbiology lab											
Year	2017		2018		2019		2020		2021		total
	reg	rep	reg	rep	reg	rep	reg	rep	reg	rep	
No of UG Students exposed	90	36	88	27	48	17	88	4	12	12	422
No of PG Students exposed	0	0	0	0	0	0	0	0	0	0	0
total	90	36	88	27	48	17	88	4	12	12	422

Pre clinical prosthodontic lab											
Year	2017		2018		2019		2020		2021		total
	reg	rep	reg	rep	reg	rep	reg	rep	reg	rep	
No of UG Student	90	0	85	8	48	4	88	0	12	2	337

s exposed											
No of PG Students exposed	0	0	0	0	0	0	0	0	0	0	0
total	90	0	85	8	48	4	88	0	12	2	337

Pre clinical conservative lab											
Year	2017		2018		2019		2020		2021		total
	reg	rep	reg	rep	reg	rep	reg	rep	reg	rep	
No of UG Students exposed	92	0	86	4	47	3	88	0	11	4	335
No of PG Students exposed	3	0	3	0	3	0	3	0			12
total	95	0	89	4	50	3	91	0	11	4	347

Dental materials Lab											
Year	2017		2018		2019		2020		2021		total
	reg	rep	reg	rep	reg	rep	reg	rep	reg	rep	
No of UG Students exposed	90	20	85	16	49	10	88	2	12	14	386
No of PG	6	0	6	0	6	0	6	0			24

Students exposed											
total	96	20	91	16	55	10	94	2	12	14	410

3rd BDS

Oral pathology lab											
Year	2017		2018		2019		2020		2021		total
	reg	rep	reg	rep	reg	rep	reg	rep	reg	rep	
No of UG Students exposed	81	7	80	7	73	1	48	4	7	4	312
No of PG Students exposed	1	0	1	0	1	0	1	0			4
total	82	7	81	7	74	1	49	4	7	4	316

Pre clinical orthodontic lab						
Year	2017	2018	2019	2020	2021	total

	re g	re p	re g	re p	re g	re p	re g	re p	re g	re p	l
No of UG Student s expose d	81	7	80	7	73	1	48	4	7	4	312
No of PG Student s expose d	3	0	3	0	3	0	3	0			12
total	84	7	83	7	76	1	51	4	7	4	324

4.2.4 Availability of infrastructure for community-based learning

1. Satellite Primary Health Center/s

MOU with Ganga Nagar & Munireddy palya, Govt primary care centers

Our college has done MOU with ***BBMP health care service*** for providing free dental treatment service

- Basic dental treatment set up has been provided
- Our interns are posted on regular rotation basis
- Treatment facilities available free of cost are
 - a) Oral prophylaxis
 - b) Simple extractions
 - c) Simple tooth filling
 - d) RPD (removable partial denture)

MOU expired on 12-02-2019

PDF copy available

2. Rural Health Center other than College teaching hospital available for training of students

MOU with Panchayat Development office, Singanayakanhalli panchayat, Yelhanka, Bengaluru North Taluk

Our college has done MOU with *Singanayakanhalli panchayat and other two villages Mylappanahalli & Honnenahalli* for providing free dental treatment service

- Basic dental treatment set up has been provided
 - Our interns are posted on regular rotation basis
 - Treatment facilities available free of cost are
 - e) Oral prophylaxis
 - f) Simple extractions
 - g) Simple tooth filling
 - h) RPD (removable partial denture)
- i) MOU expired on 23-05-2020**

PDF copy available

3. Residential facility for students / trainees at the above peripheral health centers /hospitals

No records available

4. Mobile clinical service facilities to reach remote rural locations

To attach photos







4.3 Library as a learning Resource

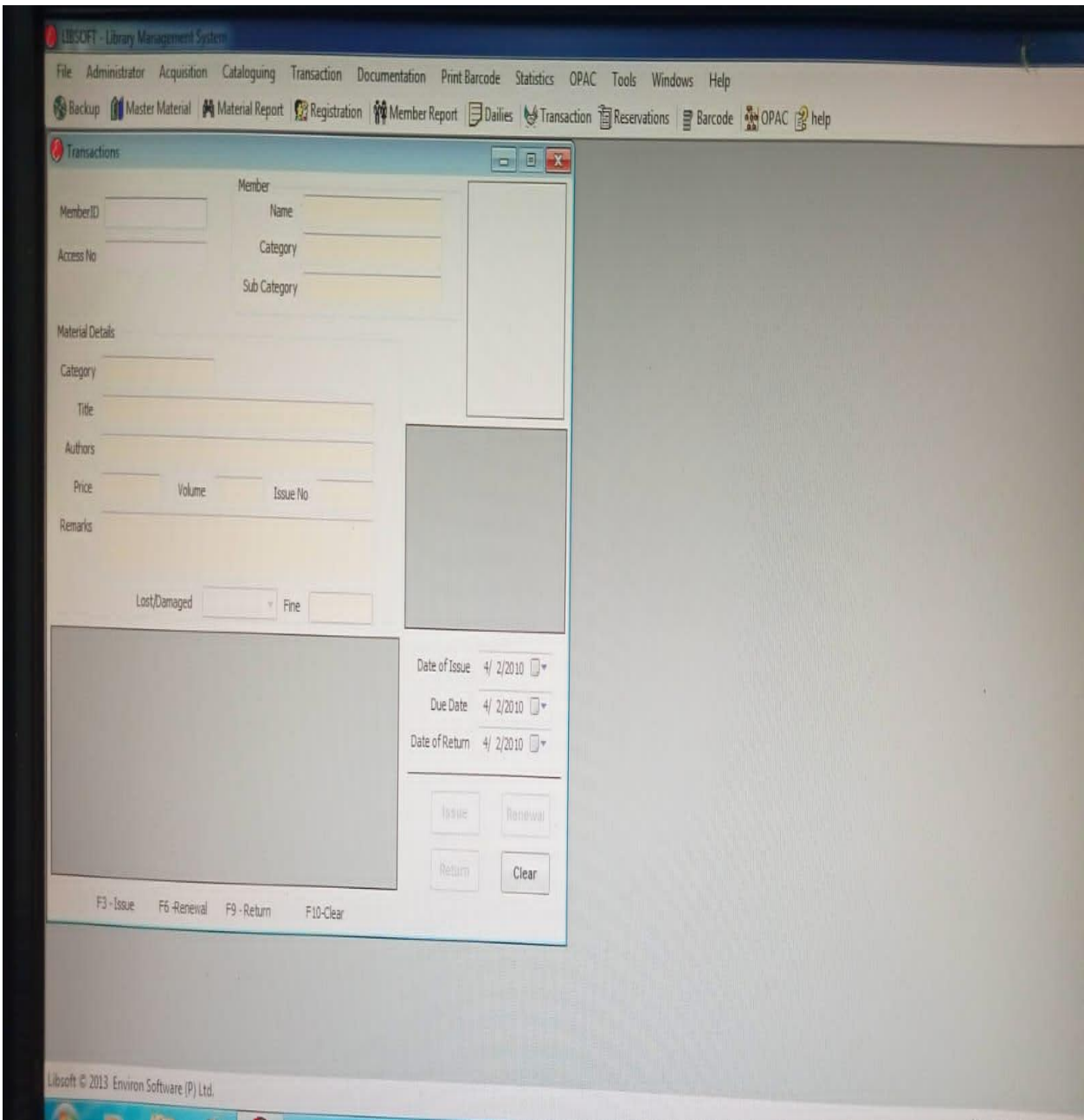
4.3.1. *Library is automated using Integrated Library Management System (ILMS)*
Management System of the Library

LIBSOFT –ILMS

Purchased from 2016-2018

After that no renewal has been done

Photo attached



4.3.2 Total number of textbooks, reference volumes, journals, collection of rare books, manuscripts, Digitalized traditional manuscripts, Discipline-specific learning resources from ancient Indian languages, special reports or any other knowledge resource for library enrichment

Total number of textbooks

Journals (International/Indian)
Back volume Journals

Data Requirement for the last five years:

- Provide a description of library acquisition / enrichment including
- Names of the books/journals /manuscripts
- Names of the publishers
- Names of the authors
- Number of copies
- Year of publication

- Provide web link to:

- Data on acquisition of books / journals /Manuscripts / ancient books etc., in the library. •
Geotagged photographs of relevant library sections • Any other relevant information

4.3.3. Does the Institution have an e-Library with membership / registration for the following:

1. e – journals / e-books consortia – HELINET (RGUHS)
2. E-Shodh Sindhu - No
3. Shodhganga - No
4. SWAYAM - No
5. Discipline-specific Databases - No

Data Requirement for the last five years: (As per Data Template)

- Details of memberships/subscriptions
- Details of e-resources with full text access
- Details of subscriptions with validity period
- Data template.

Upload:

- Details of subscriptions like e-journals, e-ShodhSindhu, Shodhganga Membership etc. (Data Template)
- E-copy of subscription letter/member ship letter or related document with the mention of year to be submitted
 - Any other relevant information

HELINET SUBSCRIPTION DETAILS (2017-2021)

YEAR	PG Transaction Reference No	UG Transaction Reference No
2017-2018	HCBI4891109291	HCBI4891086386
2018-2019	LCBI5849509777	LCBI5849522977
2019-2020	PCBI6913635117	PCBI6913625219
2020-2021	RAXC8265509840	RAXC8265486960

2021-2022	VCPN9584178864	VCPN9584169198
-----------	----------------	----------------

Year	Name of service with membership/registration	Full text access (yes/no)	Validity period	Whether remote access provided (Yes/No)	Web link of remote access
2017-2018	HELINET (RGUHS)	yes	2017-2018		
2018-2019	HELINET (RGUHS)	yes	2018-2019		
2019-2020	HELINET (RGUHS)	yes	2019-2020		
2020-2021	HELINET (RGUHS)	yes	2020-2021		
2021-2022	HELINET (RGUHS)	yes	2021-2022		

4.3.4 Number of annual expenditure for the purchase of books and journals including e-journals during the year

Year	Expenditure on the purchase of books (INR in lakhs)	Expenditure on the purchase of journals (INR in Lakhs)	Expenditure on subscription to e-journals and other e-resources (INR in Lakhs).
------	---	--	---

- Expenditure on the purchase of books
- Expenditure on the purchase of journals including e-journals in the ith year
- Year of Expenditure

Upload:

- Audited statement highlighting the expenditure for purchase of books and journal / library resources.
- Details of annual expenditure for the purchase of books and journals including e-journals year-wise during the last five years (Data Template)
- Any other relevant information

4.3.5 In person and remote access usage of library and the learner sessions/library usage programmes organised for the teachers and students (data for the preceding academic year).

- Library usage data available till February 2020 only.
- No evidence of availability of remote access to e-resources found yet.
- Learner sessions / library usage programmes not organised in the preceding academic year.

4.3.6 E-content resources used by teachers:

1. NMEICT/NPTEL	-	nil
2. Other MOOCs platforms	-	nil
3. SWAYAM	-	nil
4. Institutional LMS	-	nil
5. e-PG-Pathshala	-	nil

4.4 IT Infrastructure

4.4.1 Number of classrooms, seminar halls and demonstration rooms linked with internet /Wi-Fi-enabled ICT facilities (data for the academic year)

- All the departments have LAN network and are interconnected for sharing of patient data to facilitate faster case disposal and better interdepartmental coordination.

- The lecture halls, library, college campus and hostel is equipped with 100mbps high speed Internet Wi-Fi facility which can be accessed by all staff and students for uninterrupted learning.
- All students and staff have unrestricted access to Helinet in library for accessing over 500 various research journals providing information and knowledge to the staff for quality teaching learning and research as well as serving as learning material for students.
- Lecture halls are well equipped with AV aids and speakers.
- Facilities for scanning and Xerox are provided in the library.

4.4.2 Institution frequently updates its IT facilities and computer availability for students including Wi-Fi

Centralized computer block is established by the institution in the library complex and more funds are used to maintain computers in the college.

The college has adequate number of the computers with internet connections and the Utility software's distributed in different locales like office, laboratories, library, Departments etc.

Computer maintenance through AMC is done regularly and non-repairable systems are disposed using the standard protocol.

Total Number of computers: 71

Number of computers in Office: 12

Number of computers in departments: 37

Browsing centre: 1

Computer centre: 1

Internet: Wi-Fi in the campus

Bandwidth: 250MBPS – 500MBPS

IT facilities and computer availability for students

- Internet Connection: Plans and Band widths

- Digital Library facilities

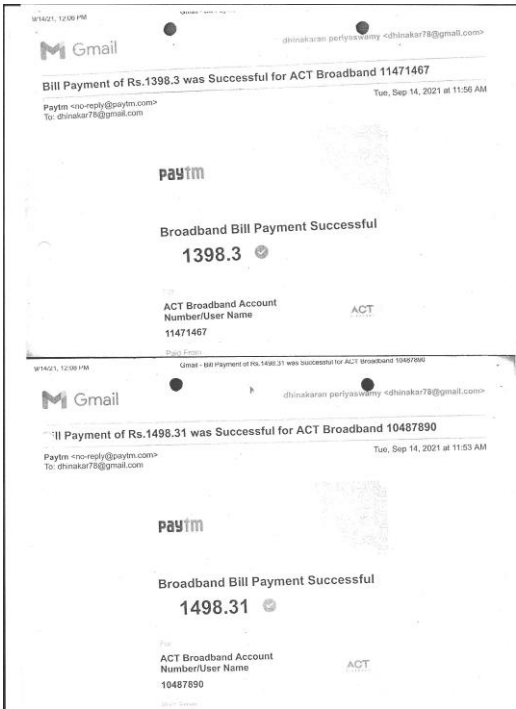
	Access Available	Access not available
Helinet	Till 2020	2021 Not available
Wiley online library	Till 2020	2021 Not available
PubMed		Available
Medscape		Available
Web of science		Available
Springer		Available
Web of science		Available
Elsevier	Till 2020	2021 Not available

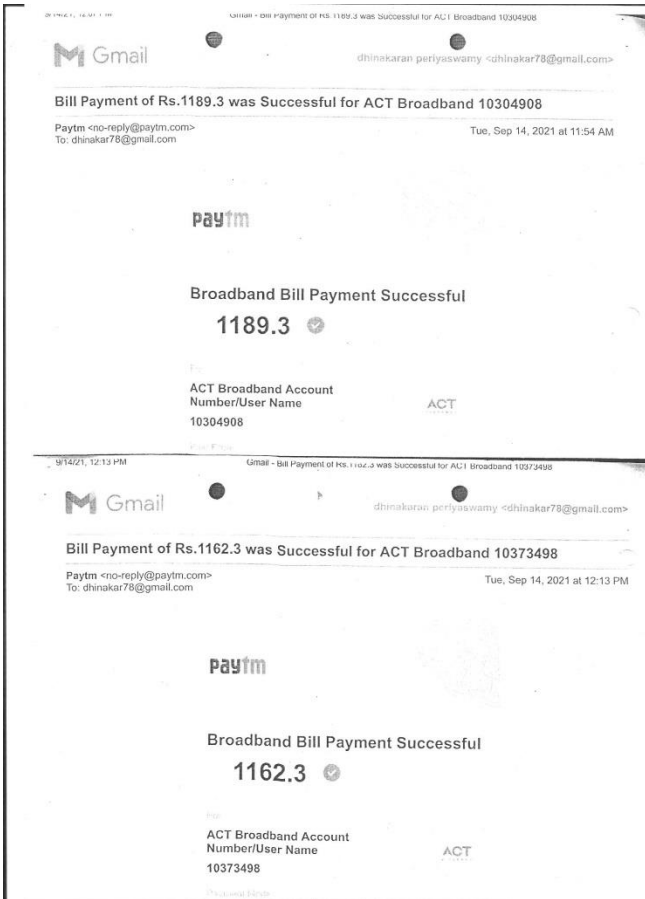
4.4.3 Available bandwidth of internet connection in the Institution (Leased line)

Opt any one:

≥1 GBPS	
500 MBPS - 1 GBPS	
250 MBPS - 500 MBPS	✓
50 MBPS - 250 MBPS	

<50 MBPS





4.5 Maintenance of Campus Infrastructure

4.5.1 Expenditure incurred on maintenance of physical facilities and academic support facilities excluding salary component as a percentage during the year

Year	2016-2017	2017-2018	2018-2019	2019-2020
Amount (INR in Lakhs)	987	1395	1197	1072
Expenditure on maintenance of academic support facilities (excluding salary component) (INR in lakhs)	125	173	177	158

Expenditure on maintenance of physical facilities (excluding salary component) (INR in lakhs)	444	861	315	667
Percentage per year	57.6	74.2	11.5	74.1

4.5.2 There are established systems and procedures for maintaining and utilizing physical, academic and support facilities - laboratory, library, sports facilities, computers, classrooms etc.

The college ensures optimal allocation and utilization of the available financial resources for maintenance and upkeep of different facilities by conducting regular meetings of various committees which is formed for this purpose and utilizing the grants received as per the requirements in the interest of students.

Laboratory:

- Sophisticated and advanced instruments & equipments are available in laboratories which are readily accessible to students. Their usage is monitored through log books.
- Facilities in laboratories such as water tap, gas pipelines, and electrical fixtures are regularly checked by the respective laboratory and maintenance of the same is done with the help of a technical person. And a monthly report is submitted to the HOD
- Facilities like Fire extinguishers and First aid kits are checked regularly and their refilling is done before their expiry date.
- Old and outdated equipment, chemicals and instruments will be discarded by following the standard procedure and protocol

Library:

- The books in library are accessioned, stamped and then shelved according to the standard protocol
- Book binding is done for damaged books to prevent further damage.

- Institution has constituted Library Committee for effective accessibility and availability of learning resources to students and faculty
- Display of new arrivals.
- The library committee aims at implementing following initiatives
 - To update and upgrade the library as per the changing needs of curriculum.
 - To seek feedback and suggestions of users to render better services.
 - Receiving new titles from different vendors and taking suggestion from faculty members for purchase of the new books

	Number	Value
Textbooks	1088	36128
Reference books	7	10653
Books	54	
Journals		103301
Magazines	8	10000
Digital database		1000

Computers

- Centralized computer block is established by the institution in the library complex and more funds are used to maintain computers in the college.
- The college has adequate number of the computers with internet connections and the Utility software's distributed in different locales like office, laboratories, library, Departments etc.
- Computer maintenance through AMC is done regularly and non-repairable systems are disposed using the standard protocol.

Classrooms

- The college has an infrastructure committee for maintenance and upkeep of infrastructure. The committee will submit their requirements to the Principal regarding classroom furniture and others.
- The college development fund is utilized for maintenance and minor repair of furniture and other electrical equipments.
- Students are sensitized regarding cleanliness and motivated for power conservation by careful use of electricity in classrooms
- There are technicians and other resource persons deputed by management who ensure the maintenance of classrooms and related infrastructure

Sports complex

- Our college aims at overall development of the student thus lot of importance is given for sports.
- Facilities for sports activities are made available to students during various events like sports week and during inter college tournaments.
- There is a committee for sports and cultural activities which will supervise the maintenance and procurement of all the sports equipments.

Criterion 5- Student Support and Progression

5.1.1 Number of students benefited by scholarships/ freeships / fee-waivers by Government / Non-Governmental agencies / Institution during the year

Number of student benefited by scholarship by Government – Samaja Kalyana Ilake Scholarship.

Year	BDS	MDS

2020-21	48	2
----------------	-----------	----------

PERCENTAGE OF STUDENTS PER YEAR

Year	BDS	MDS
2020-21	81%	10%

5.1.2 Capability enhancement and development schemes employed by the Institution for students:

1.Soft skill development

Curricular Development and Teaching-learning methods: Workshop on outcome based education, soft skills for better course delivery and curricular development programs are organized.

Students are encouraged to attend national & international workshops, table clinics, national & international paper & poster presentations, attending conferences and CDE programs, skill development by conducting quiz, debate, essay competitions, inter-department meets, group discussions.

2.Language and communication skill development

Students coming from rural background or economically deprived/backward sections are given special classes to improve their language proficiency (English) and interpersonal relations. Kannada classes are arranged for students from other states/countries to improve their communication skills.

Yes, In addition to subject knowledge, attention is given to skill development like computer skills, language, communication, oral and written presentation skills in seminar, assignments, etc.

Yes. The Kannada classes are arranged for students from other states and countries. It helps them to improve language proficiency, interact with the patients for recording their case history and maintain a good rapport. Faculty, local students and nonteaching staff help in

translating language to students and patients initially. Easy to learn Kannada-English booklets are made available to the students.

The institution trains its support staff in better communication skills with patients by conducting orientation programs, knowledge based programs, digital literacy program, communication skills programs. Basic life support programs and first aid programs are also conducted.

3.Yoga and wellness

Ancient scriptural practices.

Students are made aware regarding the ancient scriptural practices and rich cultural heritage of India, through events and lectures organized by the institution. Attempts are made to organize Yoga, Pranayama and meditation programs in the institution.

The institute invites Yoga teachers or experts in field of meditation for guest lectures. The students are advised to practice yoga and meditation on regular basis. Workshop on meditation was conducted in the Institute for benefit of students and faculty.

The institution promotes the overall growth and development of the students in various ways – yoga classes help in physical, emotional and spiritual growth, stress management workshops, picnics and food fests to promote social bonding.

CDE program was conducted on “Introduction to spirituality and meditation- A way to health and happiness”.

4.Analytical skill development :NA

5.Human value development:NA

6. Personality and Professional development

5.1.3 Number of students provided training and guidance for competitive examinations and career counseling offered by the Institution during the year

Year	Name of the scheme	Number of benefited students by Guidance for Competitive examination	Number of benefited students by Career Counselling activities	Number of students who have passed in the competitive exam	Number of students placed
2020 - 2021		58	11	14	8

5.1.4 The Institution has an active international student cell to facilitate study in India program etc.,

5.1.5. The Institution has a transparent mechanism for timely redressal of student grievances / prevention of sexual harassment /prevention of ragging

Total grievances received	No. of grievances redressed	Average number of days for grievance redressal
NIL		

5.2 Student Progression

5.2.1 Number of students qualifying in state/ national/ international level examinations (eg: GATE/ GMAT/ GPAT /CAT/ NEET/ GRE/ TOEFL/ PLAB/ USMLE/ AYUSH/ Civil Services/ Defence/ UPSC/ State Government examinations/ AIIMS PG CET, JIPMER Entrance Test, PGIMER Entrance Test etc.,) during the year.

Year	2020 - 2021
Number of students -Qualifying	03
Number of students -Appeared	22

5.2.2. Number of placement / self-employment (in relevant field) in professional services of outgoing students during the year

Year	2020 - 2021
Number of students placed/self-employed	47

5.2.3 Number of the batch of graduated students of the preceding year, who have progressed to higher education

2020 – 2021

NAME OF THE STUDENT	NATURE OF PLACEMENT/JOB (DESIGNATION)	DETAILS OF WORK (PLACE, DATE OF JOINING)	PHONE NUMBER
Aswathy A	Junior Dentist	Varoor Dental Speciality & orthodontic Clinic DOJ: 14/07/2021	7034076647
Ashik Krishnan	Junior Dentist	Open your mouth dental studio, Taliparamba, Kannur(dist.) DOJ:10/03/21	8892399435
Harshavardhan GN	Medical Officer(BBMP)	BBMP- Shanthinagar constituency DOJ: 01/05/21	9108611693

5.3.1 *Number of awards/medals for outstanding performance in sports/cultural activities at State/Regional (zonal)/ National / International levels (award for a team event should be counted as one) during the year.*

NIL

5.3.2 *Presence of a Student Council, its activities related to student welfare and student representation in academic & administrative bodies/ committees of the Institution*

Every year our college provides scholarship to students who are financially incapable, meritorious and other needy students.

Till date a total of 101 students were benefitted with the “chairman scholarship fund” from 1st BDS to 4th BDS and were awarded scholarship ranging from 30000 to 150000.

STUDENT INSURANCE

Our college provides insurance cover to all the students admitted for the course.

Till date no claims have been made.

1. Student support and mentorship committee composition functions-

- >Committee for carrier counseling.....
- >Path identification and soft skill development.....
- >Orientation for well being....

2. Facilities for bank loans for students procedure and data

YES. The institution guides the students for obtaining educational loans from banks and other financial institutions by providing the students requisite documents that has to be produced to banks at the time of applying.

3. Details of the contents of updated prospects & students handbook & online access.

YES: The Institution publishes Prospectus Annually which includes different courses offered to students under RGC campus, Academic details (Rules and regulations, Eligibility criteria, attendance, Scheme of Examination), Campus

facility, Measures undertaken for menace of curbing Anti ragging ,Financial aid provided to students etc...

YES: Students can access Online for any queries and information regarding their admission via facebook , emails and other social media .

4. Year wise financial assistance given by management to students details

.....

5. Details of financial assistance year wise for last 4 years given to students from state and central government and other agencies.

40% of students receive financial assistance from state government and 10% student from central government and other national agencies

6. International student cell composition activities report.

YES.....

7. Support services available to

> Physically handicap

>SC/ST ,OBC

>Students attaining conferences.

The students with the above mentioned category are given provision to seek any sort of support from the management either in the studies or financial.

>Health insurance health center.

YES: Our College has set up Health Care Centre called Satellite Dental Clinics at Singanayakanahlli, Ganganagar, and Munireddypalya in collaboration with BBMP.

YES: The staffs are also provided with health insurances

>Skill development (spoken English, Computer literacy).

>Support for slow learners.

YES: There is a committee constituted to guide each student and also students can interact online anytime with the committee members if any queries

>Students exposure for higher learning.

YES: Students are allowed to do there Internship and further higher studies at other institutions

>Details of student magazines and invigilators

YES: Every quarterly year Institution publishes Dental Era-a journal of Dentistry where the students can publish their articles and publications. Students achievement are published in the University News Letter

The institution also provides guidance for both UG and PG students to actively participate in competitive examinations.

8. Competitive examinations & PG entrance test

YES. Our students participate.

9. Facilities for sportsmen extra academic support, flexibility in examinations, special directory requirements, sports uniforms, and materials.

YES.

10. Composition of placement cell activities for competitive examination job opportunities , preparing for interview, & entrepreneurship skills

11. Describe ambiance for advanced learner students

YES: Students are allowed to do there Internship and further higher studies at other institutions

12. Percentage of students dropouts efforts of the institution to risk

13. Students selected in campus interviews details

Campus Interviews are not conducted in our college. However students who completed their internship are given opportunity to work as lecturer in our institution.

5.3.3. Number of sports and cultural activities/competitions organised by the Institution during the year

YEAR	2017	2018	2019	2020	2021
NO OF EVENTS	1	1	1	0	0

5.4 Alumni Engagement

5.4.1 The Alumni Association is registered and holds regular meetings to plan its involvement and developmental activates with the support of the college during the year

RGDC Alumni network is an association which believes in knitting the students and everybody together. Its main aim is to bring together all the old students and the faculty of SRGD College to share their experiences with each other.

We also maintain and update the data base of all the alumni of the college and to interact with them and to utilize the rich experiences of old students of the college for the benefit and progress of the present students.

These interactions with the alumni will help to provide guidance to the present students in their endeavor for better employment and higher studies.

We as a family get valuable advices of the Alumni in the overall development of the college.

Seminars, debates, workshops and also cultural and social welfare programs are organized by our association.

We provide a forum for the Alumni for exchange of ideas on academic, cultural and social issues of the day by organizing and coordinating reunion activities of the Alumni on a yearly basis.

5.4.2 Provide the areas of contribution by the Alumni Association / chapters during the year

No. of enrolled Alumni: **25**

Alumni contribution during the year (in Rupees): **32000/-**

Criterion VI - Governance, Leadership and Management

6.1.1 The Institution has clearly stated Vision and Mission which are reflected in its academic and administrative governance.

The institution strives to decentralize decision making as well as participate management and believes that all faculties both teaching and non-teaching staff and students are important stake holders in the welfare of the institution. The IQAC has been designed in such a way that there are four associate deans and 41 chairpersons along with the principal(chairperson IQAC) and IQAC coordinator share the burden of college administration

6.1.2 Effective leadership is reflected in various Institutional practices such as decentralization and participative management.

- **Curriculum Development:** Curriculum guidelines are on the basis of framework by Dental council of India (DCI) and Rajiv Gandhi University of health sciences (RGUHS) and the institution follows the same guidelines. Curriculum committee of the institution follows a systematic process in the design, development and revision of the curriculum. Each department constitutes curriculum committee with Head of the department as chairperson and other faculty as members. Considering the feedback, alumni, employability and recent advances in dentistry, topics for enrichment courses, value added courses and problem based learning are decided. A well-defined method for analyzing the feedback has been established by the college. Bridging courses are

conducted in the college for the students who are in need. Interdisciplinary case discussions and meetings are conducted regularly for the students to improve the interdisciplinary approach towards the cases. Overall personality development of the student is achieved by conducting Sports, Cultural events, Communication skills, Stress management, Meditation classes & spiritual wellbeing. Lectures are arranged on ethics and behavioral sciences for undergraduate and postgraduate students to give adequate emphasis on patient safety, confidentiality, rights and education

- **Teaching and Learning:** The continuous performance assessment card is an initiative of our institution to continuously upgrade the academic and clinical standards of our students. The faculty evaluates each student at the end of a theory class and at the end of each practical session. The students are graded as A, B and C. It is clearly communicated to the student regarding the areas of improvement.
- **Examination and Evaluation:** An associate dean exclusively handles all matters related to examination such as internal assessment dates, clinical internal assessment dates, evaluation and outcome, digital evaluation center and university exam center. There are two committees namely, committee for result analysis and committee for examination grievances redressal which focuses on quality aspects
- **Research and Development:** The institution has an annual budget to encourage research activities in order to constantly increase the knowledge base of respective specialties. The faculty have been appraised about the latest Dental Council Of India guidelines regarding eligibility for post graduate teaching
- **Library, ICT and Physical Infrastructure / Instrumentation:** The institution has a budgetary allocation for Library, ICT and Physical Infrastructure / Instrumentation. The repair and maintenance aspects are handled by a team of well trained professionals.
- **Human Resource Management:** An associate dean is designated for exclusive human resources management. The associate dean goes into details of staff welfare, workload remission, incentives, leave pattern and other aspects to improve staff productivity.
- **Industry Interaction / Collaboration:** the clinical departments of Conservative dentistry and prosthodontics have initiated collaborative programmes with institutions such as AZYME BIOSCIENCES PRIVATE LIMITED, Analytical Research and Metallurgical Laboratories Pvt Ltd. (F- Release), Ramaiah Dental College, Bangalore, Sri Ramachandra Dental College and Hospital, Chennai, Digital Spectrophotometer-VITA, Easy shade, Bangalore, NMS Instruments and Technologies, Bommasandra

- **Admission of Students:** Admission of the students is through National Eligibility Test.

6.2 Strategy Development and Deployment

6.2.1 The Institutional has well defined organisational structure, Statutory Bodies/committees of the College with relevant rules, norms and guidelines along with Strategic Plan effectively deployed. Provide the write-up within 100 - 200 words

- **Curriculum Development:** Curriculum guidelines are on the basis of framework by Dental council of India (DCI) and Rajiv Gandhi University of health sciences (RGUHS) and the institution follows the same guidelines. Curriculum committee of the institution follows a systematic process in the design, development and revision of the curriculum. Each department constitutes curriculum committee with Head of the department as chairperson and other faculty as members. Considering the feedback, alumni, employability and recent advances in dentistry, topics for enrichment courses, value added courses and problem based learning are decided. A well-defined method for analyzing the feedback has been established by the college. Bridging courses are conducted in the college for the students who are in need. Interdisciplinary case discussions and meetings are conducted regularly for the students to improve the interdisciplinary approach towards the cases. Overall personality development of the student is achieved by conducting Sports, Cultural events, Communication skills, Stress management, Meditation classes & spiritual wellbeing. Lectures are arranged on ethics and behavioral sciences for undergraduate and postgraduate students to give adequate emphasis on patient safety, confidentiality, rights and education
- **Teaching and Learning:** The continuous performance assessment card is an initiative of our institution to continuously upgrade the academic and clinical standards of our students. The faculty evaluates each student at the end of a theory class and at the end of each practical secession. The students are graded as A, B and C. It is clearly communicated to the student regarding the areas of improvement.
- **Examination and Evaluation:** An associate dean exclusively handles all matters related to examination such as internal assessment dates, clinical internal assessment dates, evaluation and outcome, digital evaluation center and university exam center. There are two committee namely, committee for result analysis and committee for examination grievances redressal which focuses on quality aspects
- **Research and Development:** The institution has an annual budget to encourage research activities in order to constantly increase the knowledge base of respective specialties. The faculty have been appraised about the latest Dental Council Of India

guidelines regarding eligibility for post graduate teaching

- **Library, ICT and Physical Infrastructure / Instrumentation:** The institution has a budgetary allocation for Library, ICT and Physical Infrastructure / Instrumentation. The repair and maintenance aspects are handled by a team of well trained professionals.
- **Human Resource Management:** An associate dean is designated for exclusive human resources management. The associate dean goes into details of staff welfare, workload remission, incentives, leave pattern and other aspects to improve staff productivity.
- **Industry Interaction / Collaboration:** the clinical departments of Conservative dentistry and prosthodontics have initiated collaborative programmes with institutions such as AZYME BIOSCIENCES PRIVATE LIMITED, Analytical Research and Metallurgical Laboratories Pvt Ltd. (F- Release), Ramaiah Dental College, Bangalore, Sri Ramachandra Dental College and Hospital, Chennai, Digital Spectrophotometer-VITA, Easy shade, Bangalore, NMS Instruments and Technologies, Bommasandra
- **Admission of Students:** Admission of the students is through National Eligibility Test.

6.2.2 Implementation of e-governance in areas of operation

❖ Planning and Development: IMPLEMENTED
❖ Administration: IMPLEMENTED
❖ Finance and Accounts: IMPLEMENTED
❖ Student Admission and Support: IMPLEMENTED
❖ Examination: IMPLEMENTED

6.3 Faculty Empowerment Strategies

6.3.1 The Institution has effective welfare measures for teaching and non- teaching staff

Teaching	-
Non-teaching	-
Students	-

6.3.2 Number of teachers provided with financial support to attend conferences/workshops and towards membership fee of professional bodies during the year

Year	Name of teacher	Name of conference/workshop attended for which financial support provided	Name of the professional body for which membership fee is provided	Amount of support
-	-	-	-	-

6.3.3 Number of professional development / administrative training programmes organized by the Institution for teaching and non-teaching/technical staff during the year

Year	Title of the professional development programme organized for teaching staff	Title of the administrative training programme organized for non-teaching staff	Dates (from-to)	No. of participants (Teaching staff)	No. of participants (Non-teaching staff)
2021	Faculty Development Program	-	06-02-2021	42	

6.3.4 Number of teachers undergoing Faculty Development Programmes (FDP) including online programmes during the year (Orientation / Induction Programmes, Refresher Course, Short Term Course etc.)

Year	2020 - 2021
Number of teachers undergoing Faculty Development Programme	42
Total Number of Teachers	91

6.3.5 Institution has Performance Appraisal System for teaching and non-teaching staff
NIL

6.4 Financial Management and Resource Mobilization

6.4.1 Institutional strategies for mobilisation of funds and the optimal utilisation of resources

6.4.2 Institution conducts internal and external financial audits regularly

Audit Type	External		Internal	
	Yes/No	Agency	Yes/No	Authority
Academic	No	-	Yes	IQAC
Administrative	No	-	Yes	IQAC

6.4.3 Funds / Grants received from government/non-government bodies, individuals, philanthropists (INR in Lakhs) during the year (not covered in Criterion III)

Name of the non-government funding agencies/ individuals	Funds/ Grants received	Purpose
Management	Charges waived off for economically weaker section.	Surgical patients

6.5 Internal Quality Assurance System

6.5.1 Institution has a streamlined Internal Quality Assurance Mechanism

- Curriculum Development:** Curriculum guidelines are on the basis of framework by Dental council of India (DCI) and Rajiv Gandhi University of health sciences (RGUHS) and the institution follows the same guidelines. Curriculum committee of the institution follows a systematic process in the design, development and revision of the curriculum. Each department constitutes curriculum committee with Head of the department as chairperson and other faculty as members. Considering the feedback, alumni, employability and recent advances in dentistry, topics for enrichment courses, value added courses and problem based learning are decided. A well-defined method for analyzing the feedback has been established by the college. Bridging courses are conducted in the college for the students who are in need. Interdisciplinary case discussions and meetings are conducted regularly for the students to improve the interdisciplinary approach towards the cases. Overall personality development of the student is achieved by conducting Sports, Cultural events, Communication skills, Stress management, Meditation classes & spiritual wellbeing. Lectures are arranged on ethics and behavioral sciences for undergraduate and postgraduate students to give adequate emphasis on patient safety, confidentiality, rights and education
- Teaching and Learning:** The continuous performance assessment card is an initiative of our institution to continuously upgrade the academic and clinical standards of our students. The faculty evaluates each student at the end of a theory class and at the end of each practical secession. The students are graded as A, B and C. It is clearly communicated to the student regarding the areas of improvement.

- **Examination and Evaluation:** An associate dean exclusively handles all matters related to examination such as internal assessment dates, clinical internal assessment dates, evaluation and outcome, digital evaluation center and university exam center. There are two committee namely, committee for result analysis and committee for examination grievances redressal which focuses on quality aspects
- **Research and Development:** The institution has an annual budget to encourage research activities in order to constantly increase the knowledge base of respective specialties. The faculty have been appraised about the latest Dental Council Of India guidelines regarding eligibility for post graduate teaching
- **Library, ICT and Physical Infrastructure / Instrumentation:** The institution has a budgetary allocation for Library, ICT and Physical Infrastructure / Instrumentation. The repair and maintenance aspects are handled by a team of well trained professionals.
- **Human Resource Management:** An associate dean is designated for exclusive human resources management. The associate dean goes into details of staff welfare, workload remission, incentives, leave pattern and other aspects to improve staff productivity.
- **Industry Interaction / Collaboration:** the clinical departments of Conservative dentistry and prosthodontics have initiated collaborative programmes with institutions such as AZYME BIOSCIENCES PRIVATE LIMITED, Analytical Research and Metallurgical Laboratories Pvt Ltd. (F- Release), Ramaiah Dental College, Bangalore, Sri Ramachandra Dental College and Hospital, Chennai, Digital Spectrophotometer-VITA, Easy shade, Bangalore, NMS Instruments and Technologies, Bommasandra
- **Admission of Students:** Admission of the students is through National Eligibility Test.

6.5.2 Number of teachers attending programs/ workshops/ seminars specific to quality improvement in the year

Year	2020 - 2021
Number of Quality Improvement Programme	-
Number of teachers who attended such programme	-

6.5.3 The Institution adopts several Quality Assurance initiatives The Institution has implemented the following QA initiatives:

- **Curriculum Development:** Curriculum guidelines are on the basis of framework by Dental council of India (DCI) and Rajiv Gandhi University of health sciences (RGUHS) and the institution follows the same guidelines. Curriculum committee of the institution follows a systematic process in the design, development and revision of the curriculum. Each department constitutes curriculum committee with Head of the department as chairperson and other faculty as members. Considering the feedback, alumni, employability and recent advances in dentistry, topics for enrichment courses, value added courses and problem based learning are decided. A well-defined method for analyzing the feedback has been established by the college. Bridging courses are conducted in the college for the students who are in need. Interdisciplinary case discussions and meetings are conducted regularly for the students to improve the interdisciplinary approach towards the cases. Overall personality development of the student is achieved by conducting Sports, Cultural events, Communication skills, Stress management, Meditation classes & spiritual wellbeing. Lectures are arranged on ethics and behavioral sciences for undergraduate and postgraduate students to give adequate emphasis on patient safety, confidentiality, rights and education
- **Teaching and Learning:** The continuous performance assessment card is an initiative of our institution to continuously upgrade the academic and clinical standards of our students. The faculty evaluates each student at the end of a theory class and at the end of each practical session. The students are graded as A, B and C. It is clearly communicated to the student regarding the areas of improvement.
- **Examination and Evaluation:** An associate dean exclusively handles all matters related to examination such as internal assessment dates, clinical internal assessment dates, evaluation and outcome, digital evaluation center and university exam center. There are two committee namely, committee for result analysis and committee for examination grievances redressal which focuses on quality aspects
- **Research and Development:** The institution has an annual budget to encourage research activities in order to constantly increase the knowledge base of respective specialties. The faculty have been appraised about the latest Dental Council Of India guidelines regarding eligibility for post graduate teaching
- **Library, ICT and Physical Infrastructure / Instrumentation:** The institution has a budgetary allocation for Library, ICT and Physical Infrastructure / Instrumentation. The repair and maintenance aspects are handled by a team of well trained professionals.
- **Human Resource Management:** An associate dean is designated for exclusive human resources management. The associate dean goes into details of staff welfare, workload

remission, incentives, leave pattern and other aspects to improve staff productivity.

- **Industry Interaction / Collaboration:** the clinical departments of Conservative dentistry and prosthodontics have initiated collaborative programmes with institutions such as AZYME BIOSCIENCES PRIVATE LIMITED, Analytical Research and Metallurgical Laboratories Pvt Ltd. (F- Release), Ramaiah Dental College, Bangalore, Sri Ramachandra Dental College and Hospital, Chennai, Digital Spectrophotometer-VITA, Easy shade, Bangalore, NMS Instruments and Technologies, Bommasandra
- **Admission of Students:** Admission of the students is through National Eligibility Test.

Criterion 7- Institutional Values and Best Practices

7.1 Institutional Values and Social Responsibilities

7.1.1 Total number of gender equity sensitization programmes organized by the Institution during the year

Total of gender equity sensitization programmes organized by the institution year wise during the last five years

Year	2017	2018	2019	2020	2021
Number of gender sensitization programmes organized	2	2	1	1	2

Data requirement for last five years (As per Data Template)

- Title of the programmes- Gender sensitization programme (gender equity and equality)
- Duration- From 10.30 am to 11.30 am (1 hour)
- Number of participants- 90

S.NO.	TITLE OF THE PROGRAMME	DURATION	YEAR	NUMBER OF PARTICIPANTS
1.	Gender Sensitization	10.30am to 11.30 am	2017	15
2	Gender Equality	10.30am to 11.30 am	2018	20

3	Gender Equity	10.30am to 11.30 am	2019	30
4	Women's rights	10.30am to 11.30 am	2020	50
5	International women's day –COVID WARRIORS – Women in the frontline	10.30am to 11.30 am	2021	90

7.1.2 Measures initiated by the Institution for the promotion of gender equity during the year.

Gender equity and sensitization in curricular and co- curricular activities, facilities for women on campus


All the students are encouraged to participate in all the cultural activities at the college level as well as the state level and there is no gender bias. Equal opportunities are provided to all the students to be part of screening camps, participation in role plays, street plays, skits and debates for various causes such as COVID 19 awareness, World No Tobacco Day, Oral Hygiene Day and many more.

Sports is a very essential part of the training programme for any institution and all students participate together in all the feats, represent the college in various sports and have won many accolades for the college.

Antiragging committee is present in the college which deals with offenders very strictly. All The students are given clear instructions to report of any physical, mental harassment by seniors. Students who require counseling are identified by their Mentors and counseled in the Behavioral counseling chamber present in the campus.

On the campus there is a separate Girls and boys hostel, taken care by a Warden. There is a security guard at the gate of the hostel 24/7, strict in and out timings are maintained. Special permission has to be taken from the Hostel warden and parents for stepping out of the hostel.

Security guard at the entrance of the GIRLS HOSTEL



Girl's hostel warden






Boy's hostel warden

There is a 24/7 security guard present at the entrance of the college and at the back entrance as well. CCTV surveillance is present throughout campus, in the hostels.

Security guard at the entrance of college Security guard at the back of college



There are separate girls and boys common rooms in the college building.

COUNSELING -Students who require counseling are identified by their Mentors and counseled in the Behavioral counseling chamber present in the campus.

There is a **MENTORING SYSTEM** present in college. All MDS staff is allotted 10 students to mentor every year. All the students are expected to give their demographic details as well as

their internal assessment marks to their respective mentors. The students who require counseling are identified and appropriate measures are taken to help the students to overcome their difficulties.

DAY CARE FACILITY - DAY CARE FACILITY for the patient's children is present in the pediatric dentistry department so that the patients can get their treatment done without worrying about their children. This creates a safe and secure environment for the children while their parents are getting their treatment done.

7.1.3 The Institution has facilities for alternate sources of energy and energy

1. Solar energy
2. Wheeling to the Grid
3. Use of LED bulbs/ power efficient equipment

7.1.4 Describe the facilities in the Institution for the management of the following types of degradable and non-degradable waste (within 100 - 200 words)

Sri Rajiv Gandhi college of dental sciences has designed methods for the management of waste generated in the campus using the basic waste management strategy of **3R's: Reduce, Reuse and Recycle** i.e., Reduce the amount of waste generated, Reuse everything to its maximum after proper segregation and cleaning and keeping things which can be Recycled aside and handed over to appropriate agencies.

The waste generated in the college includes liquid waste and solid waste- both of biodegradable and non-biodegradable nature & chemical waste. No classified hazardous waste is generated in the college. The environmental policy of the institute is to achieve zero discharge and complete utilization of waste with well-designed strategies to make the college clean, hygienic and healthy.

Hospital bio-medical waste management policy is in compliance with Karnataka state pollution control board

In Sri Rajiv Gandhi college of dental sciences, Biomedical waste is managed according to its type and characteristics. For waste management to be effective, the waste is managed at every step, from acquisition to disposal. The following are the elements of our comprehensive waste management system: waste survey, segregation, accumulation and storage, transportation, treatment, disposal and also waste minimization.

Waste survey In the survey we differentiate and quantify the waste generated. To determine the points of generation, the type of waste at each point and the level of generation and disinfection within the dental hospital. This helps to determine the method of disposal.

Waste segregation

Waste segregation in our college consists of placing different kinds of wastes in different containers or coded bags at the point of generation. It helps to reduce the bulk of infectious waste as well as treatment costs. Segregation also helps to contain the spread of infection and reduces the chances of infecting other health care workers.



Waste accumulation and storage

Waste accumulation and storage occurs between the point of waste generation and site of waste treatment and disposal. While accumulation refers to the temporary holding of small quantities of waste near the point of generation, storage of waste is characterized by longer holding periods and large waste quantity.

Waste transportation
 The medical waste is transported from our college generation facility to another site through MEDICARE PVT LTD (GOVT of KARNATAKA) for treatment and disposal.

Waste treatment
 Waste treatment is mainly required to disinfect or decontaminate the waste, right at source so that it is no longer the source of pathogenic organisms. After such treatment, the residue can be handled safely, transported and stored.

- Needles and syringe nozzle - shredded in needle destroyer and syringe cutters
- Scalpel blades/ Lancet/ Broken glass are put in separate containers with bleach, transferred to plastic/ cardboard boxes; sealed to prevent spillage and transported to incubators
- Glassware is disinfected, cleaned and sterilized

- Culture plates with viable culture should be autoclaved; media are placed in appropriate bags and disposed of. The plates are reused after sterilization
- Gloves are shredded / cut / mutilated before disposal.
- Swabs are chemically disinfected followed by incineration. If they contain only a small amount of blood that does not drip, they can be placed in the garbage.
- Disposable items are often recycled and have the risk of being used illegally. Dipping in freshly prepared 1% sodium hypochlorite for 30 min. - one hour, followed by mutilation before disposal should be the policy adopted for such items.
- Liquid waste generated by the laboratory is either pathological or chemical in nature. Non-infectious wastes are neutralized with reagents.
- Liquid infectious waste are treated with a chemical disinfectant for contamination and then neutralized.

Waste

disposal

Waste disposal is through an organized facility provided by Medicare Pvt limited on everyday basis. Waste disposal during dental camps is through burial, and landfills.

Waste

minimization

All measures are being undertaken to decrease the amount of infectious waste generated which will simultaneously decrease the cost of infectious waste disposal

7.1.5 Water conservation facilities available in the Institution:


1. Rain Water Harvesting

In Sri Rajiv Gandhi Dental College rain water harvesting system was incorporated in the architecture plan and has been installed in the college building. It is located behind the girl's hostel, it is 15 feet deep well .The water from rooftops and floors is collected through down pipes and discharged in the ground as well as in recharge pits near borewell through pipe lines in the campus.



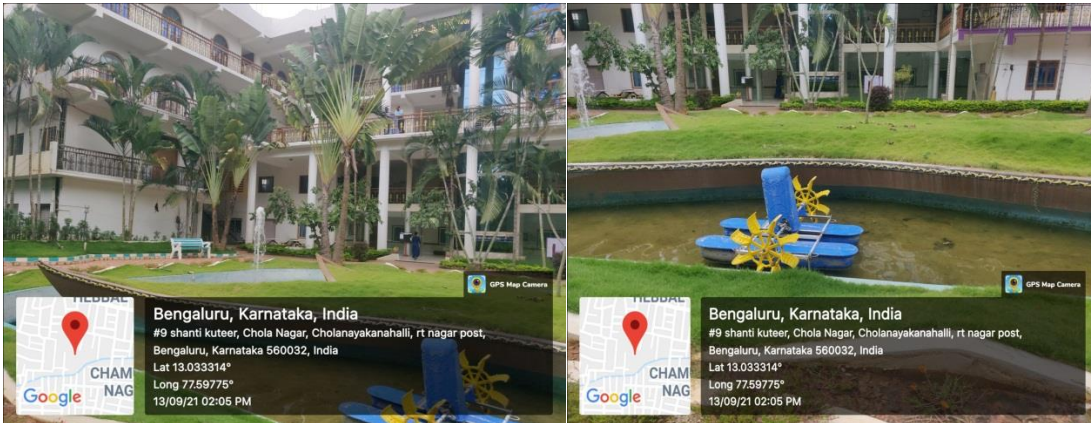
Bore well/open well recharge

The college campus has 3 borewells which pumps the water from underground and supplies to the dental college, engineering college, nursing college, girl's hostel and boy's hostel. The borewell is located near the canteen.



2. Construction of tanks and bunds

A tank of capacity 2.5 L litres is built to supply water to the dental college, engineering college, nursing college, girl's hostel and boy's hostel. It is located outside the girl's hostel. Water bunds are built to capture the rain water and it is conserved. 3 water bunds are present in the campus. 1st near the dental college, 2nd near the engineering college and 3rd near the two wheeler parking area.



3. Waste water recycling

The college is working on waste water recycling project and it would soon be ready.

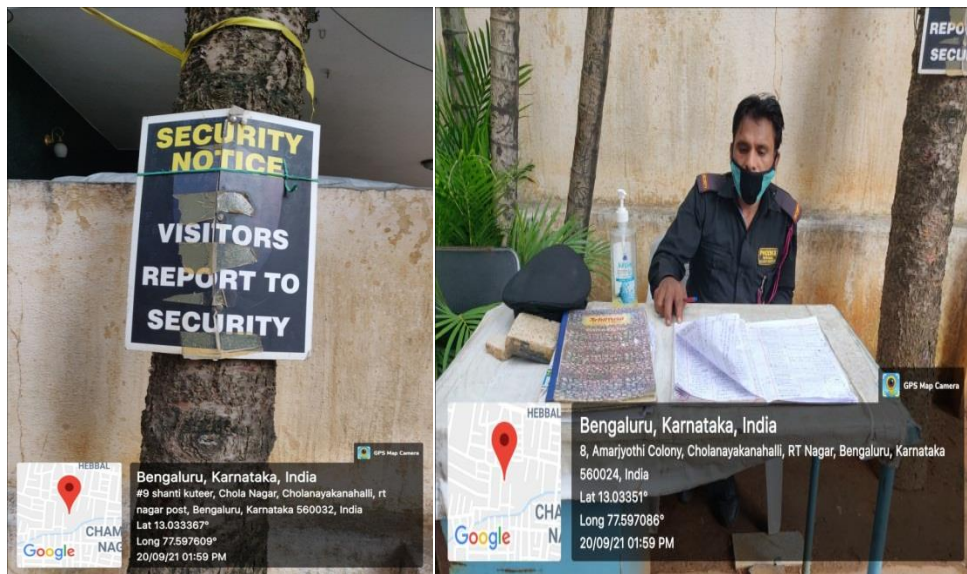
4. Maintenance of water bodies and distribution system in the campus

The campus has 6 over head tanks. The overhead tanks are located in the new dental block, old dental block and in the girl's hostel.

7.1.6 Green campus initiatives of the Institution include:

1. Restricted entry of automobiles

There is a restriction for entry of automobiles inside the campus. Staff and students are issued vehicle pass for entry inside the campus and visitors or patients entering inside the campus must report to the security and make an entry in the visitor's book.




2. Battery powered vehicles

The college encourages the staff and students to use battery powered vehicles to reduce pollution. At present there is only one battery powered vehicle in the campus.



3. Pedestrian friendly pathways

There are many pedestrian pathways in the campus for the students and the patients to walk. The pathways are present from the office till the dental block and also from the dental block till the canteen connecting to the parking place. Pedestrian pathways are also present in the engineering college block.




4. Ban on use of plastic

Campus is a plastic free zone all measures have been taken to ban the use of plastic. Dust bins have been placed at most of the places like the canteen and parking place. Our college strongly believes in reuse, reduce and recycle.



5. Landscaping with trees and plants

The entire campus is beautifully landscaped with many trees and plants which are a treat to the nature lovers. Bamboo trees and beautiful green lawns are present everywhere in the campus which provides ample greenery and shade.



7.1.7 The Institution has Divyangjan -friendly, barrier-free environment in the campus

The college has provided ramps to facilitate the use of wheelchairs by physically

Challenged and aged patients. Dental departments in all the floors are well connected by elevator services and Easily accessed by wheelchairs.

STEP RAMP AT THE ENTRANCE



LIFT



WHEELCHAIR



RAMP IN DEPARTMENT



PROPOSAL

To provide counseling to differently abled students.

To assess the educational needs of differently abled persons enrolled in the higher education

Institutes to determine the types of assistive devices to be procured

To conduct awareness programmes for teachers of the institute about the approaches to teaching, Evaluation procedures, etc, which they should address in the case of differently-abled students.

To celebrate important days pertaining to disability such as the World Disabled Day, White Cane Day, etc., in the institute in order to create awareness about the capabilities of differently-abled Persons.

Toilets

There shall be separate toilets for people with disabilities. At-least one such toilet on every floor shall be provided. The number must be increased if the floor is large or has high occupancy

Vertical and horizontal handrails with 2 inches clearance from wall must be provided inside

Toilets. A call alarm switch shall be installed in these toilets to call for help, if required. The switch shall be close to ground level

OTHER CONSIDERATIONS

1. The flooring of the areas that are accessed by public shall be made up of non-slippery materials.
2. Sufficient seating provision shall be made at waiting areas. Reserved seating for people with disabilities shall be provided. These seats shall be firm and shall allow for the person to easily stand from it.
3. Sufficient space shall be provided in-front of drinking water equipment. The height of tap shall be accessible for wheelchair bound patient.
4. Dedicated parking space for people with disabilities shall be provided. These parking spots shall be as near to the entrance as possible.

7.1.8 Describe the Institutional efforts/initiatives in providing an inclusive environment i.e., tolerance and harmony towards cultural, regional, linguistic, communal socio-economic and other diversities.

The institute firmly believes in equality of all cultures and traditions. This is apparent from the fact that students belonging to different caste, religion, regions are studying in the institution without any form of discrimination. Though the institution has diverse socio-cultural background and different linguistic, we do not have any intolerance towards cultural, regional, linguistic, communal socio economic and other diversities.

India's spectrum of festivals is a diverse lot. The national festivals are celebrated with a lot of enthusiasm and fervor. We greet and wish each other at different festivals and invite them to have a feast to get introduced with one's culture to have amicable relations and to maintain the religious, social and communal harmony.

To represent our Indian culture, on the eve of our college annual gathering we organize a traditional dress competition and fashion show. In this competition students wore the different attire representing the different states, religions and cultures. Through this activity students get acquainted with the different culture of our nation and help to develop the tolerance and harmony towards cultural, regional, linguistic and other diversities. This also creates the inclusive environment in the college and society.

The institute is proactively taking efforts in providing an inclusive environment. The initiatives are to promote better education, economic upliftment of the needy and setting communal harmony. Sri Rajiv Gandhi College of Dental Sciences and hospital organizes extension activities in schools as a part of Education Social Responsibility. The extension activities are targeted towards enabling a holistic environment for students..

7.1.9 Code of conduct handbook exists for students, teachers and academic and administrative staff including the Dean / Principal /Officials and support staff.

“The most valued wealth which even medicines sometimes cannot act upon is Health”
the most required element in all the living things.

Sri Rajiv Gandhi College of Dental Sciences and Hospital aim for a healthy world, giving harmony and happiness in everyone's life. All the faculties and students of our college are expected to undertake their responsibilities with diligence and professionalism and to comply with the highest standards of honesty, integrity and fairness.

CODE OF CONDUCT FOR STUDENTS

Duration of courses: The undergraduate dental training program (B.D.S. degree) will be four years duration in addition to 1-year compulsory rotating internship and Postgraduate training (MDS) programme for 3 yrs.

1. The student must strictly follow the disciplinary rules and regulations of the Institution. Any act of indiscipline or misbehaviour by any student will attract severe punishment.
2. The student should follow the academic calendar and the curriculum recommended by the university.
3. Students are expected to dress neatly and wear a white coat. White coat (apron) denotes professionalism, responsibility, duty, honour and compassion. Jeans or any kind of casual dress is not allowed within campus.
4. Students must set high standards of respect and mannerism within the premises of college, to revere and treat each other in a professional and courteous manner.
5. Be attentive, fair and cooperative to teachers and peers on various academic and non-academic activities
6. The student should switch off their mobile phones while in the classroom, laboratory, clinics, library etc.
7. Undergraduate student should have atleast 80% of attendance in theory and practical clinics of each subject separately in each year and 100% overall performance.

8. A postgraduate should work in the concerned department of the Institution for a full period of 3 years as a resident.
9. Post graduate student should have 80% attendance (250 days) for each year of the course separately.
10. Absence due to health issues must be reported with medical certificate and the medical leave should comply within the 20% of the permissible leave
11. The internal assessment examinations for undergraduate students in theory and practical/clinical will be held twice in a particular year followed by a model examination in the pattern of university examination.
12. The undergraduate student should secure at least 40% of the maximum marks in internal assessment for both theory and practical/clinical in all subjects/papers, separately to be eligible, to appear for the University examination

CODE OF CONDUCT FOR THE PRINCIPAL

- 1) Principal as the Head of Institute is solely responsible for addressing and resolving all issues concerned with the administrative staff, teaching staff, non-teaching staff and students of institution.
- 2) The Principal as an Academic Head of the College, shall be responsible for
 - a. Academic growth of the college.
 - b. Shall supervise the maintenance of discipline of the Institute.
 - c. Shall oversee and monitor the administration of all academic programmes and general administration of the Institute to ensure efficiency and effectiveness in the overall administrative tasks and assignments.
 - d. Participation in the teaching, research and training programmes of the college.
 - e. Assisting in planning and implementation of academic programmes such as white coat ceremony, orientation course, seminars, other training programmes organized by the University.
 - f. Institute programmes for academic competence of Faculty Members.
 - g. Observance of the Act, Statutes, Ordinance, Regulation, Rules and other Orders issued in the college and by the University authorities and bodies.
 - h. Overall supervision of the University Examinations.

- i. The Principal shall be responsible for submission of an annual report on the progress achieved in different developmental and collaborative programmes to the various committees and Management.
- j. Provide leadership, direction and co-ordination within the institute and should review the code of conduct periodically.

CODE OF CONDUCT FOR STAFF

- 1) Contribute to the vision, mission and goals of the Institute through their honesty and dedication towards academic growth and maintaining discipline and punctuality towards working hours.
- 2) Perform their duties in the form of teaching, tutorial, practical, seminar and research work, counseling students as well as assisting the conduct of university and Institute examinations, including supervision, invigilation and evaluation conscientiously and with dedication.
- 3) Provide special attention to slow learner students and their needs.
- 4) The staff should motivate the students and bring out the creativity / originality in the students and should make himself/herself available for doubt clearance.
- 5) The staff should involve themselves in the preparation of experimental setup and upgrade the laboratory.
- 6) The staff should involve themselves in demonstration models, charts and innovative methods of teaching for better and improved interaction with students
- 7) Every teaching staff should demonstrate a high standard in teaching and learning by
 - a. Engaging students in their learning.
 - b. Working to achieve high level outcomes for all students.
 - c. Maintaining records to manage, monitor, assess and improve student learning.
 - d. Engaging in reflective practice and developing their professional knowledge and teaching skills supporting the personal and professional development of others.
 - e. The staff should get the feedback from students and adjust the teaching appropriately.
 - f. Staff shall get casual leaves, medical leaves and annual leaves as per Rules of the college issued-by the authorities and university.

7.1.10 The Institution celebrates/ organizes national and international commemorative days, events and festivals

In Rajiv Gandhi College of Dental sciences celebrates days of national importance such as Independence Day, Republic day to instill patriotism. Festivals are part of one's custom, culture, and religion. Every festival conveys a message pertaining to our customs, traditional values, and mythology. New Year celebration begins after winter vacation from the birth of the New Year with inauguration and Chairman's messages. Jan12 National Youth Day in remembrance of Swami Vivekananda's birthday is observed. On 26, Jan Republic day is celebrated with patriotism & flag hosting by the chairman.

International Women's Day is celebrated on March 8 worldwide, commemorating the political, social and economic achievements of women. August 15th Independence Day is celebrated in Rajiv Gandhi Dental College, which is a great day for Indians where flag hoisting was done by the Chairman with sweets distribution by the students. Onam the most popular festival in the state of Kerala is celebrated. This festival is celebrated in the loving memory of King Mahabali, known for his generosity and bringing prosperity. Since the college has many students from Kerala, Onam festival is celebrated by the students and faculty with great happiness.

Ramzan is one of the most popular festivals celebrated by the Muslims all over the world in the month of June. The institution offers the prayer meal on the eve of Ramzan and celebrates the festival with great joy. Teacher's day is celebrated every year on 5th of September to honour the contributions of the teachers in our study, society, and country. In the remembrance of the birth anniversary of a great person and former President named, Dr. Sarvapalli Radhakrishnan.

Oct.2-Gandhi Jayanthi is the birth anniversary of the father of our nation Mahatma Gandhi, also called Bapu. Rajiv Gandhi College of Dental sciences remember the great Indian personalities birth anniversary and organizes painting competition. Diwali and Dussehra are celebrated in the Rajiv Gandhi College of Dental sciences campus in an eco-friendly manner Dec 25th Christmas function is celebrated in our institution, where the students are encouraged to create a crib followed by gift distribution by the Santa.



7.2 Best Practices

7.2.1 Describe two Institutional Best Practices as per the NAAC format provided in the Manual (Respond within 100 - 200 words) Provide web link to:

Title of the practice 1:

Implant training programme

1.Objectives of the Practice:

1. To provide basic training in oral implantology for interns and teaching faculty.
2. To impart working knowledge regarding case selection, treatment planning and execution of routine implant cases in dental OPD
3. To give hands-on clinical training in implant placement and prosthetic rehabilitation.
4. To encourage interns and teaching faculty to take up implant cases and inspire them to acquire better clinical skills in handling implant cases
5. To identify candidates with interest and clinical skill to further train them in advanced implant related procedures.

6. To instill confidence in identifying, convincing and performing implant treatment after the candidate passes out of the institution

Title of Practice 2:

Tobacco Cessation clinic.

1. The objective of the Practice:

- o To Recognize the various patterns, biology and epidemiology in our area.
- o To increase awareness and intention to quit among tobacco users.
- o Emphasize Consequences of tobacco use and health benefits of tobacco Cessation

India has over 275 million current tobacco users. Tobacco cessation is the only way to save the current tobacco users from tobacco-related mortality.

With our observation, in our outpatients 25-30% were using tobacco in some form or other the major group who were using tobacco were in the group of 13-35 years.

With this in mind, two separate programs were started to identify the real need among the surrounding villages. NSS and Department of Public health Dentistry jointly organize school camps to create awareness among students who will be in a better position to inculcate the message and transform their family members.

- o Regular counselling and collaborative camps with Bangalore Baptist hospital cancer centre and KMIU are being done to address the issue. Nearly fifty to sixty percent of patients have acknowledged their habits and want to lead a happy life.

- o Tobacco as a menace cannot be handled by a single institution alone it should be an unified collaborative effort.

- o More personnel should be trained in this sphere of work. Other than technical staff, doctors should be trained for tobacco Cessation on a larger scale.




7.3 Institutional Distinctiveness

7.3.1 Portray the performance of the Institution in one area distinctive to its priority and thrust within 100 - 200 words

Key Indicator 8.1 – B 1 -Dental College




8.1.1 NEET percentile scores of students enrolled for the BDS programme for the preceding academic year.






Academic Year	Number Of Students Enrolled For BDS	Range Of NEET Percentile Scores	Mean NEET Percentile Score	Standard Deviation Of NEET Percentile Scores
2020-2021	59	42.99 – 90.02	61.531	1.145



S. No	NEET Rollno CET No	D e g r e e N a m e	Stu dent Name	Ph ot o	Fa th er N a m e M ot he r n a m e	S e x D O B	Relig ion M_T ongu e Cate gory	Natio nality	S e a t C a t g	A I Ra nk Sc ore	Univ /Boa rd Pas sed Year Stud No	Max Marks obt Marks	Ad mitt ed Dat e	ca nd id at e si gn at ur e
1	AS154KEA	BDS - Govt	AJAY JOHN JOHN BASCO KENNEDY		JOHN BASCO KENNEDY C JOHN SELVARAJ MELITHA JOHN BASCO KENNEDY	Male 16/04/2002	Christian TAMIL 3B G	India Karnataka	GM		PUBOARD 2020		16/12/2020	
2	HB007KEA	BDS - Govt	ANKITA ROY		A K ROY ARCHAN A ROY	Female 15/01/2003	Hindu OTHERS GM	India Karnataka	GM		PUBOARD 2020		26/12/2020	
3	KN380	BDS - Govt	ARAVINDA S		SHE SHA PPA RRE NU	Male 24/04/2002	Hindu KAN NAD A SCG	India Karnataka	SCR		PUBOARD		15/12/2020	



	K E A				K A M M A						2 0 2 0			
4	J W 1 3 6 K E A	BDS - Govt	ASMA FARHE EN		JAFFER SADIQ RUKSHI NDA BANU	Fe male 11/1 2/20 01	M u s l i m U R D U 2 B G	In dia n Kar nat aka	G M R		P U B o a r d 2 0 1 9		24/12/ 2020	
5	K B 3 3 8 K E A	BDS - Govt	BHAVA NA P R		RANGA NATHA P N GAYET HRAMM A	Fe male 01/1 1/20 00	Hind u KAN NAD A 3BG	In dia n Kar nat aka	G M		P U B o a r d 2 0 1 8		15/12/ 2020	
6	R T 2 1 0 K E A	BDS - Govt	CHAND U N		NANJUN DAMURT HY SARASW ATHAMM A	Fe male 17/0 2/20 01	Hind u KAN NAD A 3AG	In dia n Kar nat aka	3 A R		P U B o a r d 2 0 1 8		16/12/ 2020	
7	D A 2 3 9 K E A	BDS - Govt	CHETH AN GOWD A G M		MANJ UNAT H G M SUDH A G M	M ale 18/0 2/20 02	Hind u KAN NAD A 3BG	In dia n Kar nat aka	3B G		P U B o a r d 2 0 1 9		24/12/ 2020	
8	B 1 0 6 2 K E A	BDS - Govt	DARSH AN V		VENKAT ESHAIA H N NAGARA THNA H	M ale 05/1 2/20 00	Hind u KAN NAD A SCG	In dia n Kar nat aka	G M		P U B o a r d 2 0 1 9		28/12/ 2020	
9	M K 0 4 4 K E	BDS - Govt	DEEPA MUDG AL		BASAVARA J MUDGAL SHARADA MMA	Fe male 04/0 7/20 02	Hind u KAN NAD A 2AG	In dia n Kar nat aka	2A G		P U B o a r d 2 0		15/12/ 2020	







A											20			
---	--	--	--	--	--	--	--	--	--	--	----	--	--	--



S. No	NEET Rollno CET No	Degree Name	Student Name	Photo	Father Name Mother name	Sex DOB	Religion M_Tongue Category	Nationality	Seat C at g	AI Rank Score	Uni v/Board Passed Year Stud No	Max Marks obt Marks	Admitt ed Date	c andid ate si gn at ure
10	BC7200 KEA	BDS - Govt	DEEPIKA		ULAGANATHAN MANIMEGHALAI	Female 07/08/2001	Hindu TAMIL 1G	India Karnataka	1G		PU Board 2019		26/12/2020	
11	UA2888 KEA	BDS - Govt	DEEPTHI P		PARAMESHWARACHANDRAMMA CS	Female 04/10/2001	Hindu KANADA SCG	India Karnataka	SCG		PU Board 2019		24/12/2020	
12	BH4688 KEA	BDS - Priv	DHYANESHVM			Male 21/09/2001	Hindu TAMIL SCG	India Karnataka	GMP		CBSSE 2019		16/12/2020	



13	B 3 6 4 9 K E A	BDS - Govt	DIVYA		S L L S U M A N L A T A	Fe male 25/0 1/20 02	Hin du OT HE RS 2A G	In dia n Kar nat aka	2A G		C B S E 2 0 1 9		16/12/ 2020	
14	A S 1 3 7 K E A	BDS - Govt	GH OU SIA AR A KH AN UM		HYDE R ALI KHAN AZEEZ A KHAN UM	Fe male 22/0 8/20 01	M u s l i m U R D U 2 B G	In dia n Kar nat aka	G M		P U B o a r d 2 0 1 9		26/12/ 2020	
15	DG23 0 NAME S LIST	BDS - Others	GN ANI SH RE E MA LLA		MAL LA ANA ND MAL LA PUS HPA	Fe male 04/0 3/20 02	Hin du OT HE RS G M	In dia n Kar nat aka	O T H		O u t s i d e K a r n a t a k a 2 0 2 0		18/02/ 2021	
16	C X 2 0 0 K E A	BDS - Priv	HA RS HIT HA G SIN DH Y		L GOVI NDA RAO SUN AND A BAI	Fe male 19/0 4/20 02	Hin du MA RA THI 3B G	In dia n Kar nat aka	O P N		P U B o a r d 2 0 2 0		16/12/ 2020	
17	B M 2 5 3 K E A	BDS - Govt	HARSHIT HA N		NARAYANA SWAMY BG LEELAVATH I	Fe male 06/0 2/20 01	Hind u KAN NAD A SCG	In dia n Kar nat aka	S C G		P U B o a r d 2 0 1 9		17/12/ 2020	






18	S F 2 4 9 K E A	BDS - Govt	HARSHIT H A R		R A M E S H A M M G A Y A T H R I M	Fe male 08/0 8/20 01	Hind u KAN NAD A STG	In dia n Kar nat aka	ST G		P U B o a r d 2 0 1 9		16/12/ 2020	
19	F1076 NAME S LIST	BDS - Others	HITESH K		K O S A L R A M N A G A K U M A R I G	M ale 07/1 1/20 01	Hi nd u T E L U G U S C G	In dia n Kar nat aka	O T H		P U B o a r d 2 0 2 0		17/02/ 2021	




S. N o	NEET Rollno CET No	D e g r e e N a m e	Stu de nt N a m e	Ph o t o	F a t h e r N a m e M o t h e r n a m e	S e x D O B	Relig ion _M _T ongu e Cate gory	Natio nality	S e a t C a t g	A l R a n k S c o r e	Univ /Boa rd Pas sed Year Stud No	Max Marks obt Marks	Ad mitt ed Dat e	ca n di da te si g na tu re
20	T K 2 1 1 K E A	BDS - Govt	HITHYSHI N I B S		S H A N K A R M A M A T H A D M	Fe male 14/1 2/20 00	Hind u KAN NAD A GM	In dia n Kar nat aka	G M		C B S E 2 0 1 9		15/12/ 2020	
21	C Q 1 0 4 K E A	BDS - Govt	KANDU L A A N K I T H A R E D D Y			Fe male 01/0 8/20 03	Hin du T E L U G U 3 A G	In dia n Kar nat aka	G M		P U B o a r d 2 0 2 0		26/12/ 2020	

											20			
22	GC195 KEEA	BDS - Govt	KEERTHI K		K SANNARAJA PPA K SMITHA	Female 11/12/2002	Hindu KAN NADA SCG	Indian Karnataka	SCG		PUBOARD 2020		15/12/2020	
23	A4508 S LIST	BDS - Others	KHAN NAFEE S AHMED ALI AHMED		ALI AHMED KHAN SHAKIRA KHAN	Male 27/05/2002	Muslim OTHE RS GM	Indian Non-karnataka	OTH		Outside Karnataka 2018		17/02/2021	
24	E2010 S LIST	BDS - Others	KONDU RISSAINIKHTHA		KONDU RINETTIK ALLAPPA KONDU RILAKSHMI	Female 16/01/2003	Hindu TE LUGU M	Indian Non-karnataka	OTH		Outside Karnataka 2020		17/02/2021	
25	CK401 KEEA	BDS - Govt	KUSUMAVR		RAM MURTHY V SUJANASREE V R	Female 23/02/2002	Hindu TE LUGU M	Indian Karnataka	GM		PUBOARD 2020		26/12/2020	
26	A2140 KEEA	BDS - Govt	L ALEX DANIEL		A LOURDU XAVIER AMALA XAVIER	Male 31/12/2001	Christian TAMIL 1G	Indian Karnataka	1G		CBSE 2019		26/12/2020	
27	SQ087 KEEA	BDS - Priv	MANU NK		KRISHNA REDDY N M SUMA H V	Male 28/07/2001	Hindu KAN NADA 3AG	Indian Karnataka	PN		PUBOARD 2		16/12/2020	







	A										019			
28	LP147 KEA	BDS - Govt	MEGHAM		MANJUNATHARSHOBHA	Female 26/02/2002	Hindu KAN NAD A 3BG	Indian Karnataka	GM		PUBOARD 2020		16/12/2020	
29	F1073 S LIST	BDS - Others	MEMON TALHA HARON		HARON MEMON MUMTAZ MEMON	Male 21/05/2001	Muslim URDU GM	Indian Non-karnataka	OTH		Outside Karnataka 2019		18/02/2021	





S. No	NEET Rollno CET No	Degree Name	Student Name	Photo	Father Name Mother Name	Sex DOB	Religion M_T ongu e Cate gory	Natio nality	Seat Cate g	AI Rank Score	Univ /Boa rd Pas sed Year Stu d No	Max Marks obt Marks	Admitt ed Date	can di date si g na ture
30	EL149 KEA	BDS - Govt	MOHAMMED MAAZ AHMED		MAKTHIAR AHAMED ZAMRUD BANU	Male 06/09/2002	Muslim URDU 2BG	Indian Karnataka	2BG		PUBOARD 2020		16/12/2020	
31	BH029 S LIST	BDS - Priv	NITISHA NAYAKA		ARUN KUMAR PR MAHALAKSHMIN	Male 02/04/2002	Hindu KAN NAD A STG	Indian Karnataka	OPN		PUBOARD		15/01/2021	

											2020			
32	NU070 KEA	BDS - Govt	NIVEDITA JANTLI		CHANDRAPANNA NANNANNA	Female 10/04/2001	Hindu KANNADA SCG	Indian Karnataka	SCH		PUBoard 2019		15/12/2020	
33	B6042 NAME S LIST	BDS - Priv	NOORUL SABA		ASLAM KHAN PARVEEN TAJI	Female 21/11/2002	Muslim URDU 2BG	Indian Karnataka	OPN		PUBoard 2020		15/01/2021	
34	BE163 NAME S LIST	BDS - Others	NOORIEEN SIMRAAN		MOHAMMED JAVEED JABEEN TAJI	Female 21/12/2001	Muslim URDU 2BG	Indian Karnataka	OTH		PUBoard 2020		18/02/2021	
35	R247 KEA	BDS - Govt	P NAFISA			Female 18/11/2001	Muslim URDU GM	Indian Karnataka	GM		Outside Karnataka 2019		17/12/2020	
36	F1152 NAME S LIST	BDS - Others	PALLAB ROY		PULAK ROY CHAITALI ROY	Male 02/09/2001	Hindu OTHERS GM	Indian Non-karnataka	OTH		Outside Karnataka		17/02/2021	

											2019			
37	A6068 NAME S LIST	BDS - Priv	POOJA SIDHAR TH		SITH ART HAN P KOM ALA R L	Fe male 08/1 0/19 99	H i n d u T A M I L S C G	In dian Kar nat aka	O P N		P U B o a r d 2 0 1 8		30/01/ 2021	
38	B F 5 2 4 K E A	BDS - Govt	PRIYAN KA		S H E L I G E P P A U M A D E V I	Fe male 09/0 5/20 02	Hind u KAN NAD A STG	In dian Kar nat aka	G M H		P U B o a r d 2 0 1 9		24/12/ 2020	
39	Z V 2 0 7 K E A	BDS - Govt	RACHA NAT L		LAKSHMIN ARAYANA T KANAKADU RGA	Fe male 08/0 1/20 02	Hin du TE LU GU 3A G	In dian Kar nat aka	3 A H		P U B o a r d 2 0 1 9		15/12/ 2020	






S. N o	NEET Rollno CET No	D e g r e e N a m e	Stud ent Nam e	Ph ot o	F a t h e r N a m e M o t h e r n a m e	S e x D O B	Relig ion M_T ongu e Cate gory	Natio nality	S e a t C a t g	Al R a n k S c o r e	Univ /Boa rd Pas sed Year Stu d No	Max Marks obt Marks	Ad mitt ed Dat e	ca n di da te si g na tu re
--------------	-----------------------------	--	-------------------------	---------------	--	--------------------------------	--	-----------------	--------------------------------------	---	--	------------------------------	------------------------------	--

40	B L 1 8 3 K E A	BDS - Govt	RESWA NTH S P 	PALA NI.V. P SHA KUN TALA .R	M ale 26/0 4/20 02	H i n d u T A M I L 2 A G	In dian Kar nat aka	2 A G		P U B o a r d 2 0 2 0		24/12/ 2020	
41	A 2 1 7 8 K E A	BDS - Priv	RISHIKA C HEGDE 	K CHANDR ADHARA HEGDE	Fe male 30/0 6/19 98	Hind u KAN NAD A GM	In dian Kar nat aka	G M P		P U B o a r d 2 0 1 6		16/12/ 2020	
42	D G 4 0 9 K E A	BDS - Govt	RUKSHI NDA FALAK 	SHAHID AKHTER KHAN LAILUN NEHAR	Fe male 14/0 4/20 01	M u s l i m U R D U G M	In dian Kar nat aka	G M		P U B o a r d 2 0 1 8		16/12/ 2020	
43	A 6 6 5 8 K E A	BDS - Govt	SAJEET H KUMAR A 	PR AB HA KA RA JY OT HI	M ale 27/0 2/20 01	Hind u KAN NAD A 2AG	In dian Kar nat aka	2 A R		P U B o a r d 2 0 1 9		26/12/ 2020	
44	C1214 NAME S LIST	BDS - Priv	SANGA RAJU SRI LAKSH MI SATHW IKA 	SANGARAJU NARASIMHA RAJU SANGARAJU PRAMEELA	Fe male 07/0 5/20 02	Hin du TE LU GU G M	Indi an No n- kar nat aka	O P N		O t h e r s 2 0 2 0		15/01/ 2021	
45	F1037 NAME S LIST	BDS - Others	S A N I Y A N I M 	ARIFULL A SHARIF F SALMA SIDDIQH A	Fe male 15/1 2/20 01	M u s l i m U	In dian Kar nat aka	O T H		PU Boar d 2020		18/02/ 2021	

			R A S H A R I F F				R D U 2 B G							
46	B 2 7 1 2 K E A	BDS - Govt	SANJIV ANI SAHU		BASANTA KUMAR SAHU AHALYA SAHU	Fe male 26/1 2/20 01	Hin du OT HE RS GM	In dian Kar nat aka	D		C B S E 2 0 2 0		24/12/ 2020	
47	B J 2 5 7 K E A	BDS - Govt	SEHAR TAJ M R		MOHAMM ED RAFIQ A SHAMEEM R	Fe male 23/0 7/20 02	M u s l i m U R D U G M	In dian Kar nat aka	G M		P U B o a r d 2 0 2 0		16/12/ 2020	
48	S Q 2 5 8 K E A	BDS - Govt	SHIREE SHA S		SRI RAM ULU PL MAN JUL A N	Fe male 18/0 5/20 01	Hin du KAN NAD A 2AG	In dian Kar nat aka	2 A G		P U B o a r d 2 0 1 9		16/12/ 2020	
49	A N 3 2 2 K E A	BDS - Govt	SHIVAM GUPTA		PRAMODKUM AR GUPTA GEETHA GUPTA	M ale 03/0 9/20 00	Hin du OT HE RS GM	In dian Kar nat aka	G M R		P U B o a r d 2 0 1 9		24/12/ 2020	

S. No	NEET Rollno CET No	D e g r e e N a m e	Student Name	P h o t o	F a t h e r N a m e M o	S e x D O B	Reli gion M_T ong ue Cate gory	Natio nality	S e a t C a t g	AI Ra nk Sc o r e	Uni v/B o a r d Pas sed 	Max Marks obt Marks	Ad mitt ed Dat e	c a n d i d a t e s i g n a t
----------	-----------------------------	--	-----------------	-----------------------	--	----------------------------	--	-----------------	--------------------------------------	-------------------------------------	--	------------------------------	------------------------------	---

				thern name									ur e	
50	QV081 NAME S LIST	BDS - Priv	SHIVANI G BABU	 SHIVANI G. 07/12/20	GIRIS H BABU H N SNEH A RANI G	Fe male 07/1 0/20 00	Hin du MA RA THI 2A G	I ndi an Kar nat aka	O P N		P U B o a r d 2 0 1 9		30/01/ 2021	
51	E S 0 2 7 K E A	BDS - Govt	SHIVARAJ APPASAB BHAGAI	 SHIVARAJ A. 04-12-20	A P P A S A B N E E L A	M ale 11/0 6/20 00	Hind u KAN NAD A 2AG	I ndi an Kar nat aka	G M K		P U B o a r d 2 0 1 9		16/12/ 2020	
52	B H 0 1 8 K E A	BDS - Govt	SHR EYA SHRI VAS TAV A		ANAN D KUM AR SHRI VAST AVA SURE KHA SINH A	Fe male 03/0 3/20 03	Hin du OT HE RS G M	I ndi an Kar nat aka	G M		C B S E 2 0 2 0		15/12/ 2020	
53	AU281 NAME S LIST	BDS - Others	SUCHITHA S		SUBRAMANY AM UDYAR SARITHA S	Fe male 30/0 4/20 03	Hin du OT HE RS G M	I ndi an Kar nat aka	O T H		P U B o a r d 2 0 2 0		18/02/ 2021	
54	A 2 5 4 3 K E A	BDS - Govt	SUNNI ZAINAB		SHOW KATH ATHIY A PARVE EN	Fe male 09/1 2/20 00	M u s li m U R D U 2	I ndi an Kar nat aka	G M		P U B o a r d 2 0 1 9		16/12/ 2020	

						B G								
55	A 9 9 1 1 K E A	BDS - Govt	SYE D VIQ HAR AHM ED	 SYED FAREED AHMED SYEDA HAJIRA KOUSER	M ale 13/1 0/20 01	M u s l i m U R D U 2 B G	I n d i a n K a r n a t a k a	G M		P U B o a r d 2 0 1 9		16/12/ 2020		
56	P N 3 0 5 K E A	BDS - Priv	TANYA SURYAKA NT SUNAGAR	 SU RY AK AN T S SU NA GA R AN SU YA	Fe male 28/0 4/20 02	Hind u KAN NAD A 1G	I n d i a n K a r n a t a k a	G M P		P U B o a r d 2 0 2 0		16/12/ 2020		
57	R R 4 2 2 K E A	BDS - Govt	UMMAI KULSUM	 SY ED ID RE ES RA SH M A TA J	Fe male 14/1 1/20 01	M u s l i m U R D U 2 B G	I n d i a n K a r n a t a k a	2 B R		P U B o a r d 2 0 1 9		28/12/ 2020		
58	Y V 1 5 8 K E A	BDS - Priv	VAMSHI KRISHNA N	 NAGARJ UNA REDDY PRAMEE LA DEVI	M ale 15/0 9/20 00	Hind u KAN NAD A 3AG	I n d i a n K a r n a t a k a	O P N		P U B o a r d 2 0 1 8		16/12/ 2020		
59	T Y 1 9 9 K E A	BDS - Govt	VEEKSHA B V	 VIJAYA KUMAR M H RENUK A H C	Fe male 01/0 1/20 02	Hind u KAN NAD A SCG	I n d i a n K a r n a t a k a	S C G		C B S E 2 0 2 0		16/12/ 2020		

8.1.2 *The Institution ensures adequate training for students in pre-clinical skills*

Describe the steps taken to improve pre-clinical skills along with details of facilities available for students such as pre-clinical skill labs

PRE CLINICAL SKILLS

- The respective departments provide the students with the specific course objectives at the beginning of academic session. The schedule of the preclinical exercises, tests, internal assessment examinations is also given at the commencement of the session.
- The effectiveness of the process is ensured by conducting the formative assessment exams. The preclinical work module is subdivided into smaller units to ensure proper learning in small groups. Special classes/tutorials and additional training measure like self and peer assisted learning measures are taken. Individual training during Preclinical/ clinical hours for needy students is given.
- Compensatory demonstrations and clinical postings are given for students who remain absent for regular classes on medical reasons for long duration.
- Predecided topics are given to students, divided into groups of 3 to 5 members, encouraged and motivated to do group discussions and later cross group discussions during which any doubts and difficulties faced by student are solved by the facilitator.
- Clinical demonstration videos and hand-outs of classes are given to students. The preclinical work is also taught to them. The students collect material and read about a particular preclinical exercise from the latest books and journals and e- library.
- We ask the students to make projects on anatomical landmarks . We keep MCQ's to improvize their skills and also we conduct internal exams with allotted timings.

Students are taught manipulation of dental materials so that they correlate the same in the clinical environment.

- They are taught about procedure and all the clinical steps in fabricating models for the same
-





GPS Map Camera



Bengaluru, Karnataka, India
8, Amarjyothi Colony, Cholanayakanahalli, RT Nagar,
Bengaluru, Karnataka 560024, India
Lat 13.033554°
Long 77.597063°
23/09/21 10:59 AM



8.1.3. Institution follows infection control protocols during clinical teaching during preceding academic year

https://docs.google.com/file/d/1iXXgKbS3qY_tfEd6AVtspboA1HeV0DFN/edit?usp=doclist_api&filetype=mspresentation

8.1.4. Orientation / Foundation courses practiced in the institution for students entering the college / clinics / internship:

As the saying goes “Journey of thousand miles begins with a single step”, so was it for the new budding dentist. The journey of dentistry began with an orientation day held within the campus of the college for the newly admitted I BDS students which was attended by their parents and staff members of the institution. The orientation program began on an auspicious note by lighting the lamp of wisdom, followed by which Our Principal Dr. Sushant welcomed them warmly to the college of SRGCDS and apprised about the college activities, academic calendar, infrastructure that promote a learning environment, scientific activities along with extra curricular activities that contribute to the overall development of the student. The program ended with White Coat Ceremony where each student received a white coat from the Head of the Departments.

8.1.5. *The students are trained for using High End Equipment for Diagnostic and therapeutic purposes in the Institution. Data for the preceding academic year*

https://docs.google.com/file/d/1o6c5JIU-B9mgEMY30BIJIUrwl-uFJ6E/edit?usp=doclist_api&filetype=msword

8.1.6. *Institution provides student training in specialized clinics and facilities for care and treatment such as:*

Institution provides student training in specialized clinics and facilities for care and treatment such as:

- **Institution provides student training in specialized clinics and facilities for care and treatment in:**
 - **Comprehensive / Integrated clinic.**

• Implant

Clinic.







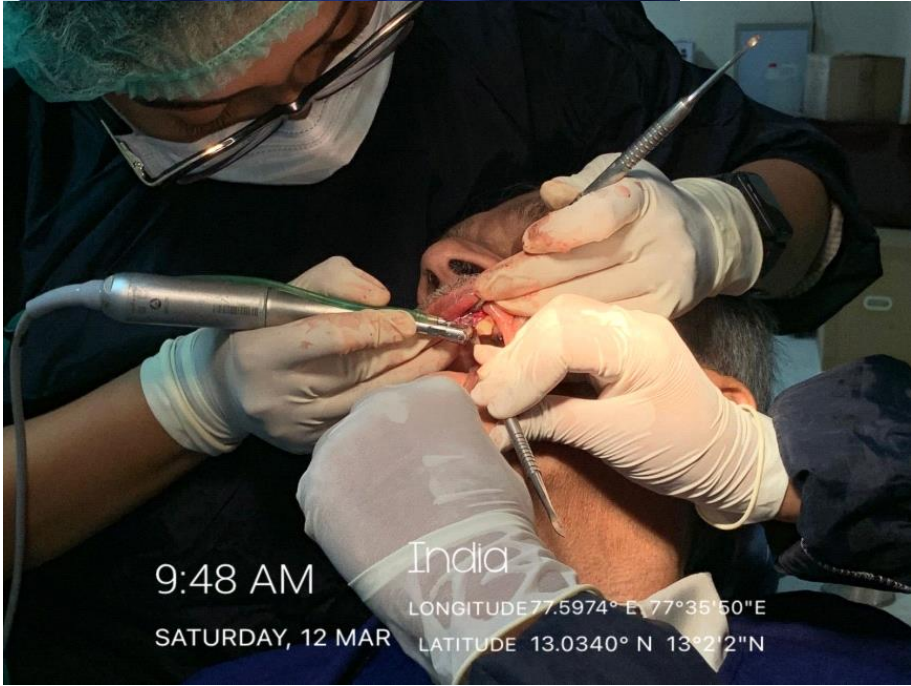

9:48 AM

India

LONGITUDE 77.5974° E 77°35'50"E

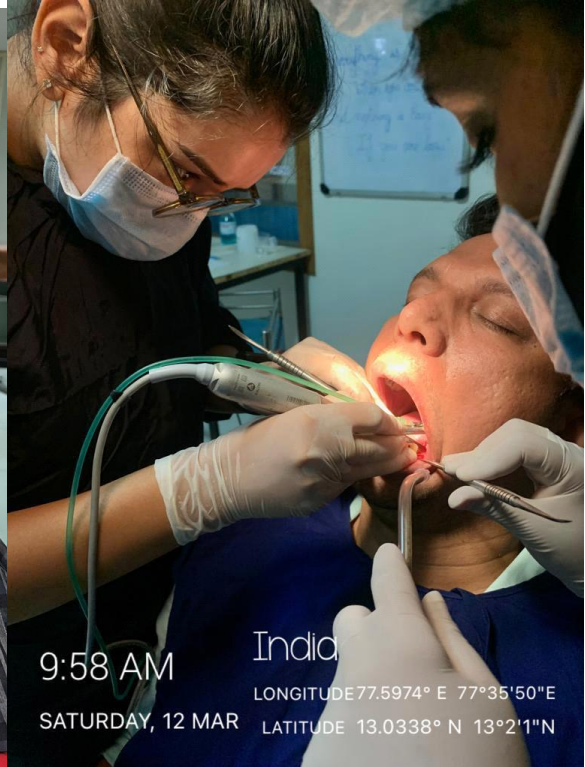
SATURDAY, 12 MAR

LATITUDE 13.0340° N 13°2'2"N





9:55 AM India
LONGITUDE 77.5974° E 77°35'50"E
SATURDAY, 12 MAR LATITUDE 13.0340° N 13°2'2"N



9:58 AM India
LONGITUDE 77.5974° E 77°35'50"E
SATURDAY, 12 MAR LATITUDE 13.0338° N 13°2'1"N



Bangalore Urban, Karnataka, India
Longitude 77.5973° E Latitude 13.0338° N
21° C
Friday, 13, Aug, 2021 11:00 AM



Bangalore Urban, Karnataka, India
Longitude 77.5973° E Latitude 13.0338° N
21° C
Friday, 13, Aug, 2021 11:00 AM




Bangalore Urban, Karnataka, India

	Longitude	Latitude	
	77.5973° E	13.0338° N	21° C
	Friday, 13, Aug, 2021		11:00 AM



Bangalore Urban, Karnataka, India

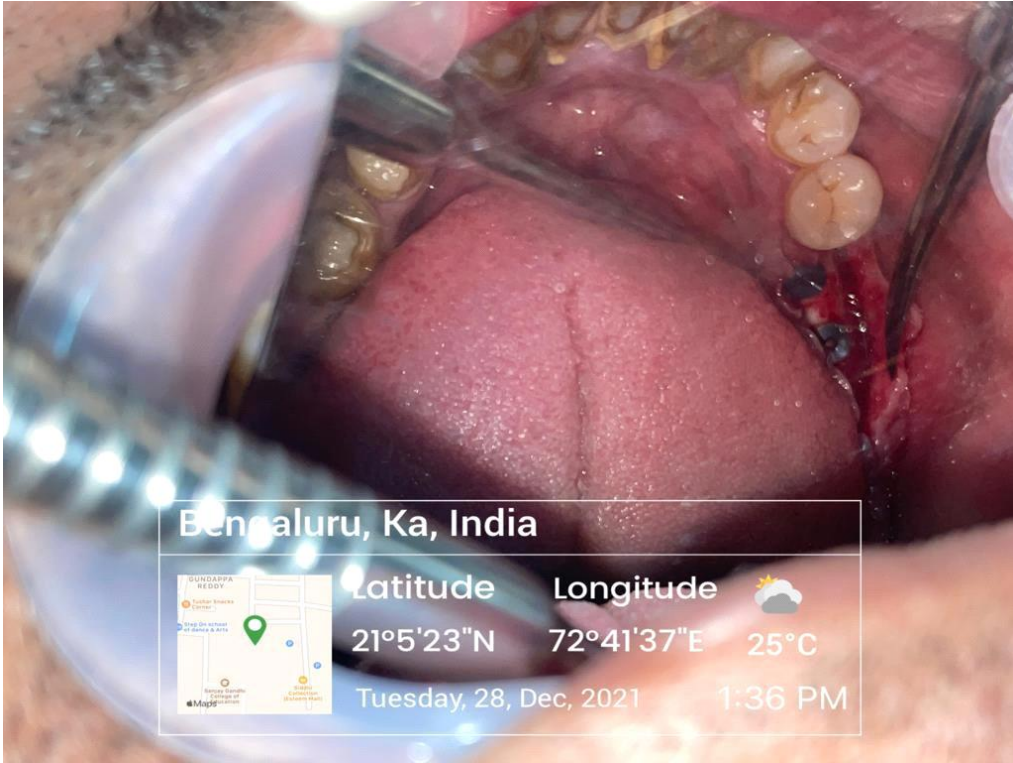
	Longitude	Latitude	
	77.5973° E	13.0338° N	21° C
	Friday, 13, Aug, 2021		11:00 AM



Bangalore Urban, Karnataka, India

	Longitude	Latitude	
	77.5973° E	13.0338° N	21° C
	Friday, 13, Aug, 2021		11:00 AM





- Geriatric clinic.



- **Special health care needs clinic.**
- **Tobacco cessation clinic.**



Ministry of Health &
Family Welfare, Govt. of India



World Health
Organization



Dental Council of India

Certificate of Attendance

This is to certify that

Dr. JEJAVATHI NAGARAJ.

has attended the workshop on

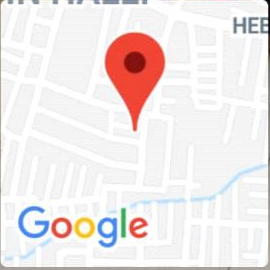
"Education and Training in Tobacco-Use Cessation Approaches"

For Nominated Dental Professors at Chennai

on 3rd March, 2007.

Dr. Mihir N. Shah

MDS, PhD, CTTS (USA)
Workshop Co-ordinator



Bengaluru, Karnataka, India
72, 3rd Main Rd, Amarjyothi Layout, Amarjyothi Colony,
Cholanayakanahalli, Hebbal, Bengaluru, Karnataka 560024, India
Lat 13.033704°
Long 77.59634°
16/02/22 01:56 PM



Bengaluru, Karnataka, India

72, 3rd Main Rd, Amarjyothi Layout, Amarjyothi Colony,
Cholanayakanahalli, Hebbal, Bengaluru, Karnataka 560024, India

Lat 13.03367°

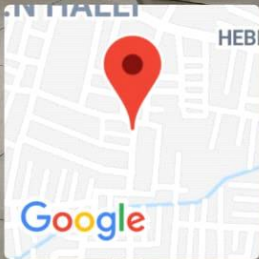
Long 77.596307°

16/02/22 01:56 PM

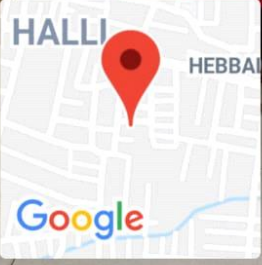


Bengaluru, Karnataka, India
18, 4th Cross Rd, Gundappa Reddy Layout, Amarjyothi Colony,
Cholanayakanahalli, Hebbal, Bengaluru, Karnataka 560032, India
Lat 13.034452°
Long 77.597009°
16/02/22 01:53 PM

GPS Map Camera



Bengaluru, Karnataka, India
49, 2nd Main Rd, Amarjyothi Layout, Amarjyothi Colony,
Cholanayakanahalli, Hebbal, Bengaluru, Karnataka 560024, India
Lat 13.033855°
Long 77.596471°
16/02/22 01:54 PM



Bengaluru, Karnataka, India
18, 4th Cross Rd, Gundappa Reddy Layout, Amarjyothi Colony,
Cholanayakanahalli, Hebbal, Bengaluru, Karnataka 560032, India
Lat 13.034452°
Long 77.597009°
16/02/22 01:53 PM







GPS Map Camera

Bengaluru, Karnataka, India
72, 3rd Main Rd, Amarjyothi Layout, Amarjyothi Colony, Cholanayakanahalli, Hebbal,
Bengaluru, Karnataka 560024, India
Lat 13.033704°
Long 77.59634°
21/02/22 11:44 AM





Bengaluru, Karnataka, India

72, 3rd Main Rd, Amarjyothi Layout, Amarjyothi Colony, Cholanayakanahalli, Hebbal, Bengaluru, Karnataka 560024, India

Lat 13.033704°

Long 77.59634°

21/02/22 11:44 AM





CERTIFICATE OF PARTICIPATION

International E-Conclave on Tobacco Cessation 2021



CONSENSUS ON COMPREHENSIVE THERAPY FOR TOBACCO CESSATION



AWARDED TO

Dr Durga Acharya

For attending the International E-Conclave on Tobacco Cessation 2021 during the month of July 2021 on iCanCaRe Sunday Live

Day 1 4.07.2021	Non-NRT - Varenicline, Bupropion	Day 2 11.07.2021	NRT - Gums, Lozenges, Transdermal Patches
Day 3 18.07.2021	Multi-Modal Approach for Tobacco Cessation	Day 4 25.07.2021	CONSENSUS on Comprehensive Therapy for Tobacco Cessation

K. Banerjee
PRIPRTH Kalyan Banerjee
 Chief Patron
 Chairman, IASG-4P

M. C. Misra
Prof. (Dr.) M. C. Misra
 Patron
 Co-Director IASG



Nirmesh Desai
Prof. (Dr.) Nirmesh Desai
 Chairman
 Director IASG

Raksh Rawal
Dr. Raksh Rawal
 Co-Chairman
 Prof. Dept of Life Sciences, IIT

Reena R Kumar
Prof. (Dr.) Reena R Kumar
 Academic Director
 iCanCaRe

Durga Acharya
Dr. Durga Acharya
 Director, IASG Health Sciences
 Faculty, iCanCaRe

CHAMPPIX
varenicline tartrate





Certificate of Participation

This certificate is presented to

Dr. TEJAYATHI NAGARAJ

for participation in



Training on "Establishment of Tobacco Cessation Centre at Dental College"
under National Tobacco Control Program

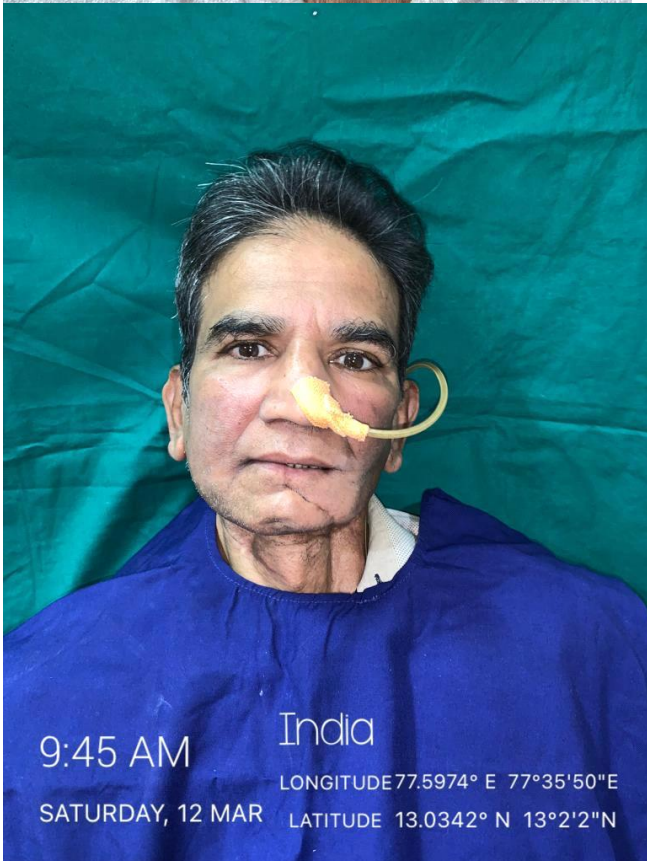
on 30/09/2019, Bangalore



Member Secretary and State Nodal Officer

State Tobacco Control Cell
Department of Health & Family Welfare
Bangalore

- Esthetic Clinic.







Upload:

- Certificate from the principal/competent authority
- Geotagged photos of the facilities, and list of students trained in the opted facilities
- Any other relevant information

8.1.7. Number of full-time teachers who have acquired additional postgraduate Degrees/Diplomas/Fellowships beyond the eligibility requirements from recognized centers/universities in India or abroad. (Eg: AB, FRCS, MRCP, FAMS, FAIMER & IFME, Fellowships, Ph D in Dental Education etc.) during the year

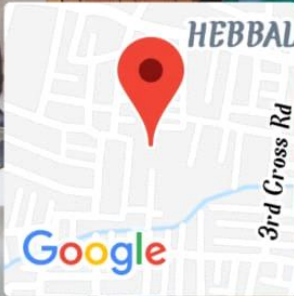
During the Year	2020 - 2021
Number of fulltime teachers with additional PG Degrees /Diplomas /Fellowships	NIL

8.1.8. The Institution has introduced objective methods to measure and certify attainment of specific clinical competencies by BDS students/interns as stated in the undergraduate curriculum by the Dental Council of India

LA technique demonstration to the students



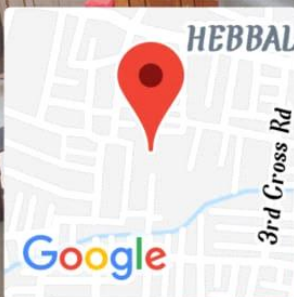
GPS Map Camera



Bengaluru, Karnataka, India
4, Amarjyothi Colony, Cholanayakanahalli, RT Nagar, Bengaluru,
Karnataka 560024, India
Lat 13.033792°
Long 77.597316°
22/10/21 10:53 AM




GPS Map Camera



Bengaluru, Karnataka, India
4, Amarjyothi Colony, Cholanayakanahalli, RT Nagar, Bengaluru,
Karnataka 560024, India
Lat 13.033784°
Long 77.59732°
22/10/21 10:55 AM



 GPS Map Camera



Bengaluru, Karnataka, India


21, Amarjyothi Colony, Cholanayakanahalli, RT Nagar,
Bengaluru, Karnataka 560024, India

Lat 13.033779°

Long 77.597313°

22/10/21 10:55 AM



 GPS Map Camera



Bengaluru, Karnataka, India

4, Amarjyothi Colony, Cholanayakanahalli, RT Nagar, Bengaluru,
Karnataka 560024, India

Lat 13.033786°

Long 77.597321°

22/10/21 10:55 AM



Demonstration of hand scaling to UG students



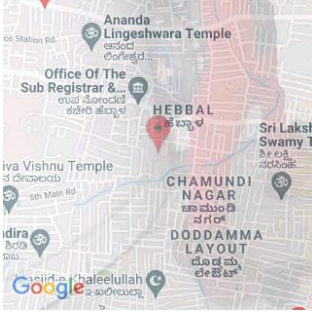
665, 4th Cross Rd, Muneshwara Block, Rajiv Gandhi Layout, Cholansayakanahalli, Hebbal, Bengaluru, Karnataka 560024, India

Bengaluru
Karnataka
India

28°C

82°F

2022-01-11(Tue) 01:50(pm)

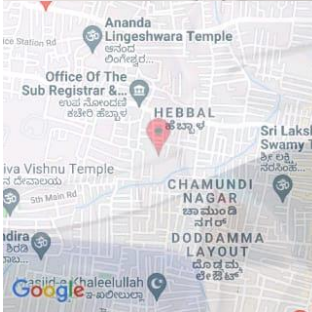


95, Gundappa Reddy Layout, Chola Nagar, Cholanayakanahalli, Hebbal, Bengaluru, Karnataka 560032, India

Bengaluru
Karnataka
India

2022-01-11(Tue) 01:50(pm)

28°C
82°F



95, Gundappa Reddy Layout, Chola Nagar, Cholanayakanahalli, Hebbal, Bengaluru, Karnataka 560032, India

Bengaluru
Karnataka
India

2022-01-11(Tue) 01:50(pm)



28°C
82°F

Case history discussion



GPS Map Camera



Bengaluru, Karnataka, India
21, Amarjyothi Colony, Cholanayakanahalli, RT Nagar, Bengaluru,
Karnataka 560024, India
Lat 13.033681°
Long 77.597355°
10/01/22 03:11 PM




Bengaluru, Karnataka, India

21, Amarjyothi Colony, Cholanayakanahalli, RT Nagar, Bengaluru,
Karnataka 560024, India

Lat 13.033681°

Long 77.597355°

10/01/22 03:11 PM



Bengaluru, Karnataka, India
 21, Amarjyothi Colony, Cholanayakanahalli, RT Nagar, Bengaluru,
 Karnataka 560024, India
 Lat 13.0337°
 Long 77.597354°
 10/01/22 03:11 PM

GPS Map Camera

8.1.9. Number of first year students, provided with prophylactic immunization against communicable diseases like Hepatitis-B during their clinical work during the year.

FIRST YEAR STUDENTS

Sl No	Name of the student	Hepatitis B vaccination status YES/NO
01	Ajay John Bosco Kennedy	No
02	Ankita Roy	No
03	Arvinda s	No
04	Asma farheen	No
05	Bhavana p r	No
06	Chandu n	No
07	Chethan gowda GM	Yes

08	Darshan v	No
09	Deepa mudgal	No
10	Deepika	No
11	Deepthi p	No
12	Dhyanesh v m	No
13	Divya	No
14	Ghousia are khanum	No
15	Gnani shree malla	No
16	Harshitha G sindhay	No
17	Harshitha N	No
18	Harshitha R	No
19	Hitesh k	No
20	Hityshini b s	No
21	Kandula Ankita reddy	No
22	Keerthi k	No
23	Khan nafees Ahmed Ali	No
24	Konduri sai nikitha	No
25	Kusuma v r	No
26	L Alex daniel	No
27	Manu n k	No
28	Megha m	No
29	Memon talha Haroon	No
30	Mohammed maaz Ahmad	No
31	Nitish A nayaka	Yes

32	Nivedita jantli	No
33	Noor ul saba	No
34	Noorein simran	No
35	P nafisa	No
36	Pallab Roy	No
37	Pooja Siddharth	No
38	Priyanka	No
39	Rachana t l	No
40	Reshwanth sp	Yes
41	Rishika Hegde	No
42	Rukshinda falak	No
43	Sajeeth kumara	No
44	Sangaraju srilakshmi sathwika	No
45	Saniya nimra shariff	No
46	Sanjivani Sahi	No
47	Sehar taj m r	No
48	Shireesha s	No
49	Shivum Gupta	No
50	Shivani G babu	No
51	Shivaraj appasab bhagai	No
52	Shreya shrivastava	Yes
53	Suchitha s	No
54	Sunni zainab	Yes
55	Syed viqar ahmed	Yes

56	Tanya suryakant sunagar	No
57	Ummal kulsum	Yes
58	Vamshi Krishna n	No
59	Veeksha b v	No
60	Soundarya	No

FINAL YEAR STUDENTS

Name	COVID vaccination	Hepatitis vaccination (all 3 doses)
Sri raksha	Both doses	Done
Sharanya Sreepad	Both doses	Done
P Sreevidya Nair	Both doses	Done
Priya	Both doses	Done
G.vasudha	1st dose	Done
Pooja sree	Both doses	Done
Madhu Shree P A	Both doses	Done
Juvairiya Shafiullah	1st dose	Done
D rishi kumar	Both doses	Done
R.Nithish	Both doses	Done
Adithya Mukesh	Both doses	Done
Shalu soman	Both doses	Done
Geo salvin	1st dose	Done
Ritu R	Both doses	Done
Tenzin Chime	1st dose	1 doses
Bhumika Rao S	Both doses	Done
Haritha	Both doses	Done
Krishnapriya B	Both doses	Done
Abhishek kashyap	Both doses	Done
Bimal P. B	1st dose	Done
Zeba Susan Iju	Both doses	Done
Priyanka M R	Both doses	Done
Prasenjit shil	1st dose	Done
Nida Ashfaq	Both doses	Done
Bhumika v joshi	Both doses	Done
Sandhya Fredaric	Both doses	Done
Divya B	1st dose	Done
K Jeevana sravanthi	1st dose	Done

Nischitha N	Both doses	Done	
Priyanka N	Both doses	Done	
Niharika	Both doses	Done	
Neil james	1st dose	Done	
Madhurya k	Both doses	Done	
Vineetha Chinmaya	Both doses	Done	
Mansi	Both doses	Done	
Mudapally vani	Both doses	Done	
Sahana	Both doses	Done	
Muhamed jibin	1st dose	Done	
Varun	1st dose	Done	
Jaipalreddy	1st dose	Done	
Jyothis Alice Jacob	Both doses	Done	
Harshitha SM	Both doses	Done	

Name	COVID vaccination	Hepatitis vaccination (all 3 doses)
Bharathi Nj	Both doses	2 doses
Sandra kj	Both doses	Done
Boomika H M	Both doses	Done
Amulya L	Both doses	Done
Poornima A Nayak	Both doses	Done
Puneeth B S	1st dose	Done

Name	Reg number	Covid- dose 1	Covid- dose 2	Hepatitis B
1.Donna	11D2212	✓	✓	×
2.Gowthami	17D2243	✓	✓	✓
3.Roshini	17D2254	✓	✓	×
4.Priyanka B	16D2249	✓	×	✓
5.Sakshi	13D2268	✓	✓	✓
6.Sedrick	15D2272	✓	✓	✓
7.Subhajith kundu	16D2269	✓	✓	✓
8. Thanushree v	17D2238	✓	×	✓

Name	Reg number	Covid- dose 1	Covid- dose 2	Hepatitis B
1.Donna	11D2212	✓	✓	×
2.Gowthami	17D2243	✓	✓	✓
3.Roshini	17D2254	✓	✓	×

4.Priyanka B	16D2249	✓	×	✓
5.Sakshi	13D2268	✓	✓	✓
6.Sedrick	15D2272	✓	✓	✓
7.Subhajith kundu	16D2269	✓	✓	✓
8. Thanushree v	17D2238	✓	×	✓

Name	Reg number	Covid- dose 1	Covid- dose 2	Hepatitis B
1.Donna	11D2212	✓	✓	×
2.Gowthami	17D2243	✓	✓	✓
3.Roshini	17D2254	✓	✓	×
4.Priyanka B	16D2249	✓	×	✓
5.Sakshi	13D2268	✓	✓	✓
6.Sedrick	15D2272	✓	✓	✓
7.Subhajith kundu	16D2269	✓	✓	✓
8. Thanushree v	17D2238	✓	×	✓

INTERNS

VACCINATED

- SOUDHA
- SMRITI
- KAVANA
- KAVYASHREE
- ASIFA
- SHRUTHI
- UDAY KIRAN
- NAVYASHREE
- DARSHANA
- VYSHAK

- SHAHBAAZ
- HILAL
- SHAJESH
- POOJA
- AVANTIKA
- JANA
- SHIFA
- NIHARIKA
- NEELAM SHARMA

NOT VACCINATED

20.SHAHEERA

21.SHIVANI YADAV

22. SOUVIK

23. SANKET

24. ANSHUL

25. DIVYA

26. KRITIKA

27. SOUMYA

28. MADHURA

29. MUNNMUN SARKAR

30. DEEPAK KAUNSAM

31. SANDRA SUSAN

32. DEEPTHI

33. ROSE

34. RHEA

- 35.PRIYADARSHINI
36. PRADEETHA
37. ANIRUDHA
38. ARINDAM
39. ANITHA
- 40.RAJESH
41. AKSHAY
42. AYESHA
- 43.HADIYA
- 44.MERIN
- 45.MEGHA
46. SRI LAKSHMI
47. MRIDHULA
- 48.JINCY
- 49.NAGALAKSHMI
- 50.KEERTHANA
- 51.SHARON
- 52.CYRIAC JAMES
53. DILIP
54. APARNA
55. SRIKANYA

56.RITHIKA

57.HARSHAVARDHINI

58. VIJAYA LAKSMI

59.

NAVYA

60. NEHA

61. VISHNU

62. SIMON

63. BHASKAR

64.ROYA

66.NIKITHA

67.PARVEZ

68.SUSHMA

69.TEJASWINI

70.SANIYA

71.ABHISHEK

72.AKHIL NAIR

73. TRISHIT

74. RAMYA

S.NO	Submit Date	Name	Covid vaccination status	Hepatitis B vaccination status
------	-------------	------	--------------------------	--------------------------------

1	16-09-2021	Anugraha Shaju	Both First and second dose	Yes
2	16-09-2021	Kumar Sundram	Both First and second dose	Yes
3	16-09-2021	Aparajita Saha	Both First and second dose	Yes
4	16-09-2021	Nethra M B	Both First and second dose	Yes
5	16-09-2021	Zeba ektiyar	First dose	No
6	16-09-2021	Akankshya joshi	Both First and second dose	Yes
7	16-09-2021	Chabuk savar mahammadi Begam	Both First and second dose	Yes
8	16-09-2021	Asfia sama	Both First and second dose	No
9	16-09-2021	Tisha Sara Titus	Both First and second dose	Yes
10	16-09-2021	Varsha SR	Both First and second dose	Yes
11	16-09-2021	Sai suryankita dhal	Both First and second dose	Yes
12	16-09-2021	A lakshmi pravallika	Both First and second dose	Yes
13	16-09-2021	Tejashree.M	First dose	No

14	16-09-2021	Shailaja	Both First and second dose	No
15	16-09-2021	Niharika B C	Both First and second dose	Yes
16	16-09-2021	Nipin	First dose	Yes
17	16-09-2021	Roopadevi k	Both First and second dose	No

S.NO	Submit Date	Name	Covid vaccination status	Hepatitis B vaccination status
18	16-09-2021	Ummadi Devisree	Both First and second dose	Yes
19	16-09-2021	Alongkrita Bordoloi	Both First and second dose	Yes
20	16-09-2021	Fabiya Tehareem	Both First and second dose	No
21	16-09-2021	Asfiya Nousheen K	First dose	Yes
22	16-09-2021	Sahanav.c	Both First and second dose	Yes
23	16-09-2021	Utukuru Tejaswini	First dose	No
24	16-09-2021	Sahana B	Both First and second dose	Yes
25	16-09-2021	Smitha Biradar	Both First and second dose	No

			dose	
26	16-09-2021	Sharmila v poojary	First dose	No
27	16-09-2021	Divya Johnson	Both First and second dose	Yes
28	16-09-2021	SIDDANATHAM VITTAL SAI	First dose	No
29	16-09-2021	Teena D	Both First and second dose	No
30	16-09-2021	KEERTHANA C	Both First and second dose	Yes
31	16-09-2021	Samiya jabeen	First dose	No
32	16-09-2021	Undi Padmaja Keerthi Sharon	Both First and second dose	Yes
33	16-09-2021	Wanriehngen Nongdkhar	Both First and second dose	Yes
34	16-09-2021	Shravya.S	Both First and second dose	No
35	16-09-2021	Ashly Thomas	Both First and second dose	Yes
36	16-09-2021	Thayiba Fazeelath	First dose	Yes

S.NO	Submit Date	Name	Covid vacci nation status	Hepatitis B vaccination status
------	-------------	------	---------------------------	--------------------------------

37	16-09-2021	GLAICE GLADSON	Both First and second dose	Yes
38	16-09-2021	Midhula D Kurup	Both First and second dose	Yes
39	16-09-2021	DISHA M	Both First and second dose	No
40	16-09-2021	Poojitha s.r	Both First and second dose	No
41	16-09-2021	Madhu.V	Both First and second dose	Yes
42	16-09-2021	Monisha K	First dose	No
43	16-09-2021	Megha Loungani Deepak	Both First and second dose	Yes
44	16-09-2021	Mehzia Ayub	Both First and second dose	Yes
45	16-09-2021	Neha Sanganal	Both First and second dose	Yes
46	16-09-2021	P Jyothsna Praba	Both First and second dose	Yes
47	16-09-2021	Lavanya	Both First and second dose	No
48	16-09-2021	SHARON ALEX	Both First and second dose	Yes
49	16-09-2021	Rasheeda fathima	First dose	No

50	17-09-2021	Vyshnavi	Both First and second dose	Yes
51	17-09-2021	Nandita M	First dose	Yes
52	17-09-2021	Abhijit Mukherjee	Both First and second dose	Yes
53	17-09-2021	G Aditya Rao	Both First and second dose	Yes
54	17-09-2021	Ajinkya Shukla	Both First and second dose	Yes
55	17-09-2021	Sumayya mulla	First dose	No
S.NO	Submit Date	Name	Covid vaccination status	Hepatitis B vaccination status
56	17-09-2021	Nityashree.s	First dose	Yes
57	17-09-2021	K S Tejaswini	Both First and second dose	Yes
58	17-09-2021	Fariya Taranum	Both First and second dose	Yes
59	17-09-2021	Chris	First dose	No
60	17-09-2021	Aasim Ahmed Khan	Both First and second dose	No
61	17-09-2021	Pavan Kumar S	Both First and second dose	No
62	17-09-	Abhay Bhandary	Both First	No

	2021		and second dose	
63	17-09-2021	Mohammed Kumail	Both First and second dose	No
64	17-09-2021	K.Naveen	Both First and second dose	No
65	17-09-2021	Soundarya	Both First and second dose	No
66	17-09-2021	Muhammed Ameer Khan	First dose	No
67	17-09-2021	Syed Zain	Both First and second dose	No
68	18-09-2021	Sagar	Both First and second dose	No
69	18-09-2021	Shareef MN	Both First and second dose	Yes
70	18-09-2021	Hanah Supriya Joyce	Both First and second dose	Yes
71	18-09-2021	Vishnu prasad.k	Both First and second dose	Yes
72	18-09-2021	Nagaratna umeshhosmane	Both First and second dose	Yes
73	18-09-2021	Anne Bosey	Both First and second dose	No
74	18-09-2021	Syeda Nafiaa Fathima	Both First and second dose	No

8.1.10. The College has adopted methods to define and implement Dental graduate attributes with a system of evaluation of attainment of such attributes.

The Dental graduate attributes are articulated in terms of

- ⌚ Knowledge and understanding of the subject
- ⌚ Practical/clinical skills
- ⌚ To diagnose maxillofacial health care problems
- ⌚ Inter-professional relationships and ethics
- ⌚ Communication skills
- ⌚ Orientation towards research
- ⌚ Ability to recognize the etiologic factors for various oral health care problems
- ⌚ Ability to perform procedures to prevent the oral health problems
- ⌚ Ability to perform interceptive procedures to reduce the severity of the oral healthcare problem
- ⌚ Ability to adapt to the changes and advancements in technology and engage in independent learning
- ⌚ Ability to address oral health care issues at a community level
- ⌚ Ability to develop sustainable solutions and understand their effect on society and environment
- ⌚ Ability to understand the effect of maxillofacial health care solutions on legal ,cultural,socialand public health and safety effects

Evaluation

The college adapts both objective and conventional evaluations methods to assess the attainment of dental attributes. The objective methods like OSPE/OSCE are introduced for evaluation of student wherein the students' depths of knowledge, clinical skills, communication skills etc. are assessed. The conventional evaluation system includes answering the set of questions, one on one viva-Voce, identification of displayed specimens in in a specified time limit, Chair side viva, Case presentation and pedagogy.

These evaluation systems help in assessing the attainment of dental attributes mentioned above

8.1.11. Per capita expenditure on Dental materials and other consumables used for student training during the year.

Average per capita expenditure on Dental Materials

Year	2020 - 2021
Amount in INR (Lakhs)	83,16,917/-

<https://drive.google.com/file/d/14wERyRqI5yzOzoJizzHlfaTWZyDytppek/view?usp=drivesdk>

8.1.12. Establishment of Dental Education Department by the College for the range and quality of Faculty Development Programmes in emerging trends in Dental Educational Technology organized by it.

Department of Oral medicine and Maxillofacial radiology

Sl no	Name of the teachers attended	Name of the programme	Year
1	Dr. Tejavathi nagaraj Dr. Durga Okade Dr. Mahalakshmi.I.P Dr. Pooja sinha Dr. Bhavana. T.V	Educational methodology conducted by RGUHS and held at Sri Rajiv Gandhi Dental College	18-19 November,2019
2.	Dr. Tejavathi nagaraj Dr. Durga Okade Dr. Mahalakshmi.I.P Dr. Pooja sinha Dr. Bhavana. T.V	Clinical Research and Good Clinical Practice conducted by department of Oral Medicine and Radiology	8 th October,2020

Department of Oral and Maxillofacial Surgery

Sl no	Name of the teachers attended	Name of the programme	Year
1	Dr. Akshay Shetty Dr. Mohammed Imran Dr. Nida Ahmed Dr. Hemavathi U	Educational methodology conducted by RGUHS and held at Sri Rajiv Gandhi Dental College	18-19 November,2019
2.	Dr. Akshay Shetty Dr. Yashvanth Dr. Mohammed Imran Dr. Nida Ahmed Dr. Hemavathi U Dr. Roshan Cherian	Clinical Research and Good Clinical Practice conducted by department of Oral Medicine and Radiology	8 th October,2020

DEPARTMENT OF PEDIATRIC DENTISTRY AND PREVENTIVE DENTISTRY

Sl no.	Name of teachers attended	Name of programme	Year
1.	Dr. Santhosh T Paul	Educational methodology conducted by RGUHS and held at Sri Rajiv Gandhi Dental College on 18/11/2019 and 19/11/2019	2019
2.	Dr. Santhosh T Paul	Clinical Research and Good Clinical Practice conducted by department of Oral Medicine and Radiology on 8/10/2020	2020
3.	Dr. Santhosh T Paul	Research Ethics, GCP and Current Regulations	2020

		for Clinical Trials conducted by Dayanda Sagar College of Dental Sciences on 12/11/2020	
4.	Dr. Santhosh T Paul	Training the teachers conducted by ISSPD on 31/10/2020 and 1/11/2020	2020
5.	Dr. Umme Azher	Educational methodology conducted by RGUHS and held at Sri Rajiv Gandhi Dental College on 18/11/2019 and 19/11/2019	2019
6.	Dr. Umme Azher	Clinical Research and Good Clinical Practice conducted by department of Oral Medicine and Radiology on 8/10/2020	2020
7.	Dr. Umme Azher	Training the teachers conducted by ISSPD on 31/10/2020 and 1/11/2020	2020
8.	Dr. Divya Reddy	Educational methodology conducted by RGUHS and held at Sri Rajiv Gandhi Dental College on 18/11/2019 and 19/11/2019	2019
9.	Dr. Divya Reddy	Clinical Research and Good Clinical Practice conducted by department of Oral Medicine and Radiology on 8/10/2020	2020
10.	Dr. Divya Reddy	Training the teachers conducted by ISSPD on 31/10/2020 and 1/11/2020	2020
11.	Dr. Smitha M	Educational methodology conducted by RGUHS and held at Sri Rajiv Gandhi Dental College on 18/11/2019 and 19/11/2019	2019
12.	Dr. Smitha M	Clinical Research and Good Clinical Practice conducted by department of Oral Medicine and Radiology on 8/10/2020	2020
13.	Dr. Smitha M	Training the teachers conducted by ISSPD on 31/10/2020 and 1/11/2020	2020
14.	Dr. Mihir Nayak	Educational methodology conducted by RGUHS and held at Sri Rajiv Gandhi Dental College on 18/11/2019 and 19/11/2019	2019
15.	Dr. Mihir Nayak	Clinical Research and Good Clinical Practice conducted by department of Oral Medicine and Radiology on 8/10/2020	2020
16.	Dr. Mihir Nayak	Research Ethics, GCP and Current Regulations for Clinical Trials conducted by Dayanda Sagar College of Dental Sciences on 12/11/2020	2020

DEPARTMENT OF CONSERVATIVE DENTISTRY AND ENDODONTICS

FACULTY DEVELOPMENT PROGRAMME

Sl.No	Name of teachers attended	Name of the programme	Year
-------	---------------------------	-----------------------	------

1.	Dr Kusum Valli S	Educational methodology conducted by RGUHS and held at Sri Rajiv Gandhi Dental College	2019
3.	Dr Shiraz Pasha	Educational methodology conducted by RGUHS and held at Sri Rajiv Gandhi Dental College	2019
5.	Dr Madhuri Dewale	Educational methodology conducted by RGUHS and held at Sri Rajiv Gandhi Dental College	2019

DEPARTMENT OF PERIODONTICS

Sl no	Name of the teachers attended	Name of the programme	Year
1.	Dr. Umesh Yadalam Dr.Vijay Raghava Dr.Aditi Bose Dr.Parth Prathim Roy	Educational methodology conducted by RGUHS and held at Sri Rajiv Gandhi Dental College	18-19 Nov 2019